



# Toowoomba QLD Professional

## Race 5: O&D HOUSE WASH BENCHMARK 60 Handicap - 1890m

28 October 2023 - 20:00



Track Rating: Good 4, Weather: Fine, Rail Position: +5m Entire

Section		Overall	1600m	1400m	1200m	1000m	800m	600m	Last 600m				
Field Times		2:00.99 (0:22.82)	1:38.17 (0:10.94)	1:27.23 (0:11.65)	1:15.58 (0:11.62)	1:03.96 (0:12.57)	0:51.39 (0:12.56)	0:38.83 (0:13.20)	0:38.83				
Rank	TAB Horse/Jockey	Barrier	Top Speed [km/h]	Fastest Section	Distance Travelled [m]								
1	2 <b>DROP THE PILOT</b> Sariah Champkin	2	66.0 1400m	0:11.07 1600m	2:00.99 [1] (0:23.57)	1:37.42 [6] (0:11.07)	1:26.35 [5] (0:11.36)	1:14.99 [5] (0:11.96)	1:03.03 [5] (0:12.57)	0:50.46 [5] (0:12.56)	0:37.90 [5] (0:12.48)	0:37.90	
2	6 <b>DELANEY'S GIRL</b> Olivia Webb	5	65.6 1600m	0:11.36 1600m	2:01.52 [2] (0:24.15)	1:37.37 [7] (0:11.36)	1:26.01 [8] (0:11.38)	1:14.63 [8] (0:11.51)	1:03.12 [9] (0:12.63)	0:50.49 [9] (0:12.78)	0:37.71 [9] (0:12.33)	0:37.71	+1
3	1 <b>ELIZANO</b> Paul Hamblin	9	67.3 1400m	0:11.03 1600m	2:01.76 [3] (0:23.22)	1:38.54 [4] (0:11.03)	1:27.51 [3] (0:11.34)	1:16.17 [3] (0:11.82)	1:04.35 [3] (0:12.65)	0:51.70 [3] (0:12.66)	0:39.04 [3] (0:12.89)	0:39.04	+3
4	8 <b>CASSOWARY</b> Wanderson D'Avila	8	66.2 1600m	0:11.17 1600m	2:01.99 [4] (0:23.54)	1:38.45 [5] (0:11.17)	1:27.28 [6] (0:11.41)	1:15.87 [6] (0:11.88)	1:03.99 [6] (0:12.57)	0:51.42 [6] (0:12.78)	0:38.64 [7] (0:12.65)	0:38.64	+8
5	3 <b>NITROGLYCERINE</b> Anthony Allen	4	65.3 1600m	0:11.13 1400m	2:02.44 [5] (0:24.58)	1:37.86 [9] (0:11.16)	1:26.70 [9] (0:11.13)	1:15.57 [7] (0:11.34)	1:04.23 [7] (0:12.58)	0:51.65 [8] (0:12.69)	0:38.96 [8] (0:12.73)	0:38.96	-1
6	7 <b>MILAGRO</b> Les Tilley	3	65.1 1600m	0:11.32 1600m	2:02.52 [6] (0:24.18)	1:38.34 [8] (0:11.32)	1:27.02 [7] (0:11.41)	1:15.61 [9] (0:11.42)	1:04.19 [8] (0:12.45)	0:51.74 [7] (0:12.52)	0:39.22 [6] (0:12.53)	0:39.22	+0
7	9 <b>MT MORT SHARK</b> Minonette Kennedy	1	67.3 1600m	0:10.90 1600m	2:02.77 [7] (0:22.86)	1:39.91 [2] (0:10.90)	1:29.01 [1] (0:11.65)	1:17.36 [1] (0:11.62)	1:05.74 [1] (0:12.57)	0:53.17 [1] (0:12.56)	0:40.61 [1] (0:13.20)	0:40.61	-4
8	5 <b>HECTOR SAGO</b> Karl Zechner	7	66.3 1600m	0:11.08 1600m	2:02.86 [8] (0:23.18)	1:39.68 [3] (0:11.08)	1:28.60 [4] (0:11.58)	1:17.02 [4] (0:11.90)	1:05.12 [4] (0:12.69)	0:52.43 [4] (0:12.63)	0:39.80 [4] (0:12.84)	0:39.80	+5
9	4 <b>RALLY</b> Kirk Matheson	6	66.4 1600m	0:11.07 1600m	2:04.40 [9] (0:22.82)	1:41.58 [1] (0:11.07)	1:30.51 [2] (0:11.59)	1:18.92 [2] (0:11.66)	1:07.26 [2] (0:12.50)	0:54.76 [2] (0:12.74)	0:42.02 [2] (0:13.29)	0:42.02	+9

[ ] Ranking at each section and finish  
 -:-:- No data available at this section  
 NA No data available

SCN Saddle cloth number  
 DNF Did not finish  
 DNT Did not track



# Toowoomba QLD Professional

## Race 5: O&D HOUSE WASH BENCHMARK 60 Handicap - 1890m

28 October 2023 - 20:00



Track Rating: Good 4, Weather: Fine, Rail Position: +5m Entire

Section				400m	200m			Last 600m			
Field Times				0:25.63 (0:12.84)	0:12.79 (0:12.79)			0:38.83			
Rank	TAB	Horse/Jockey	Barrier	Top Speed [km/h]	Fastest Section	Margin				Distance Travelled [m]	
1	2	<b>DROP THE PILOT</b> Sariah Champkin	2	66.0 1400m	0:11.07 1600m	0:25.42 [2] (0:12.63)	0:12.79 [1] (0:12.79)	2:00.99			0:37.90
2	6	<b>DELANEY'S GIRL</b> Olivia Webb	5	65.6 1600m	0:11.36 1600m	0:25.38 [8] (0:12.85)	0:12.53 [5] (0:12.53)	3L			0:37.71 +1
3	1	<b>ELIZANO</b> Paul Hamblin	9	67.3 1400m	0:11.03 1600m	0:26.15 [3] (0:13.05)	0:13.10 [2] (0:13.10)	4.3L			0:39.04 +3
4	8	<b>CASSOWARY</b> Wanderson D'Avila	8	66.2 1600m	0:11.17 1600m	0:25.99 [7] (0:13.12)	0:12.87 [7] (0:12.87)	5.6L			0:38.64 +8
5	3	<b>NITROGLYCERINE</b> Anthony Allen	4	65.3 1600m	0:11.13 1400m	0:26.23 [9] (0:13.07)	0:13.16 [8] (0:13.16)	8.1L			0:38.96 -1
6	7	<b>MILAGRO</b> Les Tilley	3	65.1 1600m	0:11.32 1600m	0:26.69 [5] (0:13.12)	0:13.57 [4] (0:13.57)	8.5L			0:39.22 +0
7	9	<b>MT MORT SHARK</b> Minonette Kennedy	1	67.3 1600m	0:10.90 1600m	0:27.41 [1] (0:13.47)	0:13.94 [3] (0:13.94)	9.8L			0:40.61 -4
8	5	<b>HECTOR SAGO</b> Karl Zechner	7	66.3 1600m	0:11.08 1600m	0:26.96 [6] (0:13.22)	0:13.74 [6] (0:13.74)	10.3L			0:39.80 +5
9	4	<b>RALLY</b> Kirk Matheson	6	66.4 1600m	0:11.07 1600m	0:28.73 [4] (0:13.85)	0:14.88 [9] (0:14.88)	19.3L			0:42.02 +9

[ ] Ranking at each section and finish  
 -:-:- No data available at this section  
 NA No data available

SCN Saddle cloth number  
 DNF Did not finish  
 DNT Did not track



Horse/Jockey Name	Drop The Pilot
Final Rank	1
Fastest Section Time (Section)	0:11.07 (1600m)
Top Speed [km/h] (Section)	66.0 (1400m)
Race State	Finished



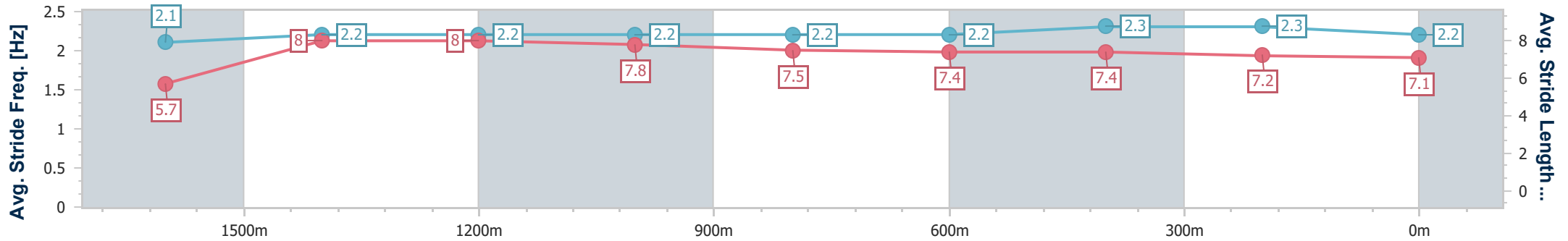
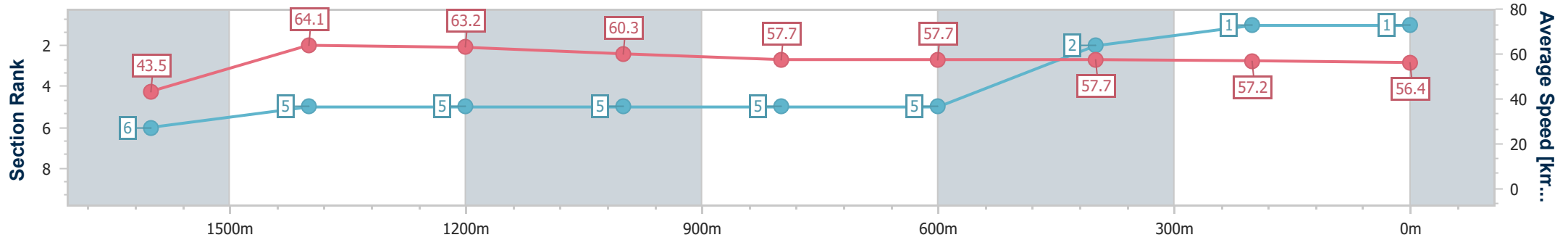
Toowoomba QLD Professional  
Race 5: O&D HOUSE WASH BENCHMARK 60 Handicap - 1890m



28 October 2023 - 20:00

Track Rating: Good 4, Weather: Fine, Rail Position: +5m Entire

Section	Overall	1600m	1400m	1200m	1000m	800m	600m	400m	200m
Section Times	2:00.99 [1] (0:23.57)	1:37.42 [6] (0:11.07)	1:26.35 [5] (0:11.36)	1:14.99 [5] (0:11.96)	1:03.03 [5] (0:12.57)	0:50.46 [5] (0:12.56)	0:37.90 [5] (0:12.48)	0:25.42 [2] (0:12.63)	0:12.79 [1] (0:12.79)
Average Speed [km/h]	43.5	64.1	63.2	60.3	57.7	57.7	57.7	57.2	56.4
Top Speed [km/h]	62.7	65.9	66.0	65.6	59.3	58.0	57.5	56.4	56.0
Avg. Dist. to Rail [m]	6.1	2.4	0.9	1.8	0.9	0.9	0.6	1.1	1.2
Avg. Stride Freq. [Hz]	2.1	2.2	2.2	2.2	2.2	2.2	2.3	2.3	2.2
Avg. Stride Length [m]	5.7	8.0	8.0	7.8	7.5	7.4	7.4	7.2	7.1



- [ ] Ranking at each section and finish
- .-.- No data available at this section
- NA No data available



Horse/Jockey Name	Delaney's Girl
Final Rank	2
Fastest Section Time (Section)	0:11.36 (1600m)
Top Speed [km/h] (Section)	65.6 (1600m)
Race State	Finished



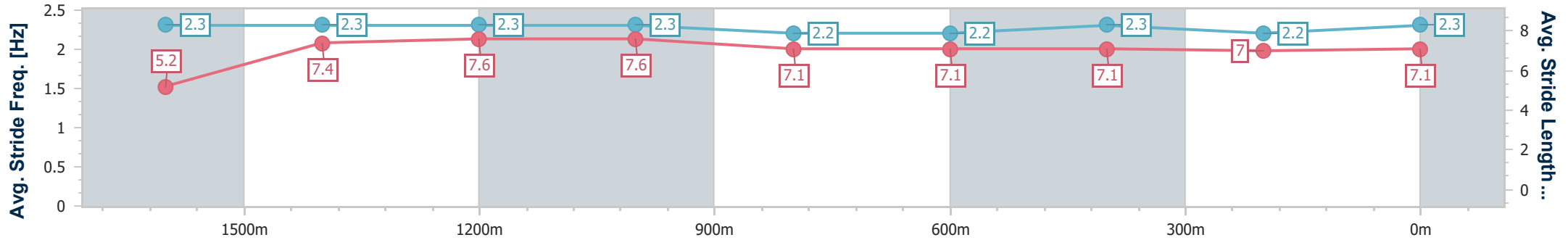
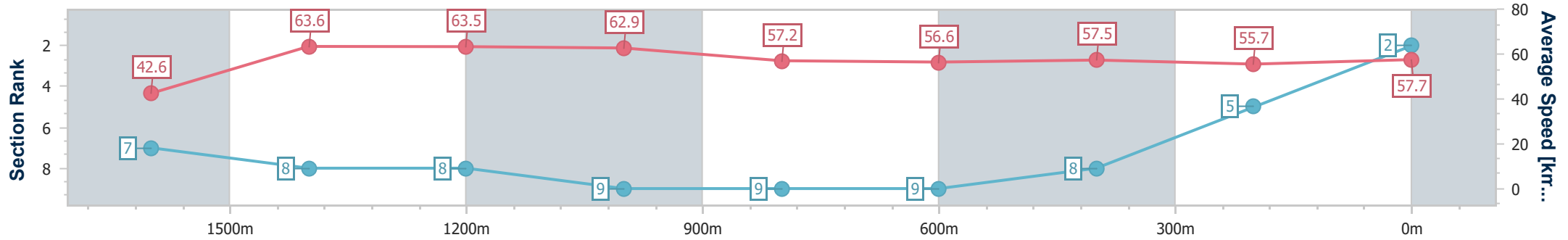
Toowoomba QLD Professional  
Race 5: O&D HOUSE WASH BENCHMARK 60 Handicap - 1890m



28 October 2023 - 20:00

Track Rating: Good 4, Weather: Fine, Rail Position: +5m Entire

Section	Overall	1600m	1400m	1200m	1000m	800m	600m	400m	200m
Section Times	2:01.52 [2] (0:24.15)	1:37.37 [7] (0:11.36)	1:26.01 [8] (0:11.38)	1:14.63 [8] (0:11.51)	1:03.12 [9] (0:12.63)	0:50.49 [9] (0:12.78)	0:37.71 [9] (0:12.33)	0:25.38 [8] (0:12.85)	0:12.53 [5] (0:12.53)
Average Speed [km/h]	42.6	63.6	63.5	62.9	57.2	56.6	57.5	55.7	57.7
Top Speed [km/h]	62.5	65.6	65.3	63.8	59.4	58.8	58.8	57.0	58.1
Avg. Dist. to Rail [m]	5.1	0.9	1.5	2.0	1.6	0.7	2.2	1.9	0.5
Avg. Stride Freq. [Hz]	2.3	2.3	2.3	2.3	2.2	2.2	2.3	2.2	2.3
Avg. Stride Length [m]	5.2	7.4	7.6	7.6	7.1	7.1	7.1	7.0	7.1



- [ ] Ranking at each section and finish
- .-.- No data available at this section
- NA No data available



Horse/Jockey Name	Elizano
Final Rank	3
Fastest Section Time (Section)	0:11.03 (1600m)
Top Speed [km/h] (Section)	67.3 (1400m)
Race State	Finished



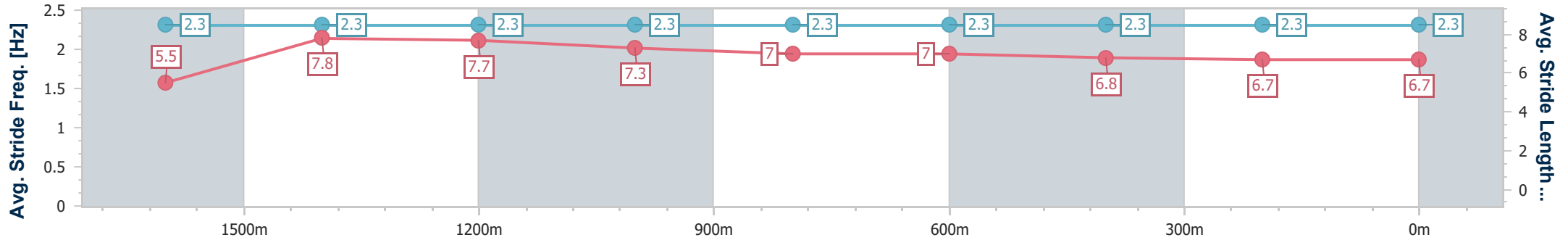
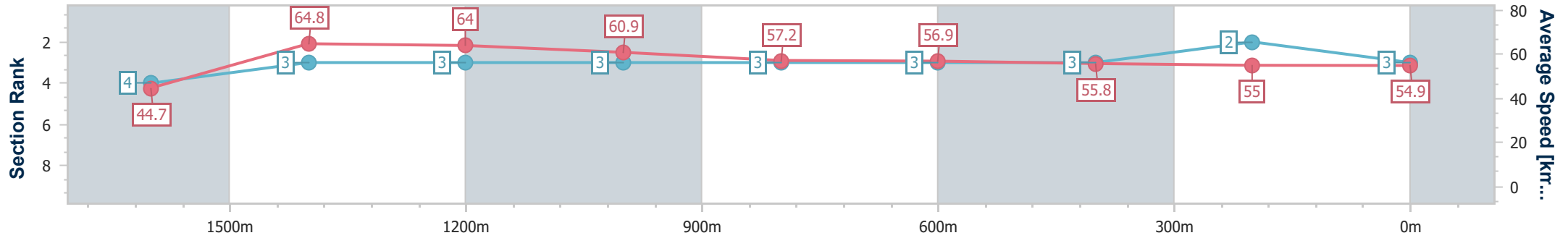
Toowoomba QLD Professional  
Race 5: O&D HOUSE WASH BENCHMARK 60 Handicap - 1890m



28 October 2023 - 20:00

Track Rating: Good 4, Weather: Fine, Rail Position: +5m Entire

Section	Overall	1600m	1400m	1200m	1000m	800m	600m	400m	200m
Section Times	2:01.76 [3] (0:23.22)	1:38.54 [4] (0:11.03)	1:27.51 [3] (0:11.34)	1:16.17 [3] (0:11.82)	1:04.35 [3] (0:12.65)	0:51.70 [3] (0:12.66)	0:39.04 [3] (0:12.89)	0:26.15 [3] (0:13.05)	0:13.10 [2] (0:13.10)
Average Speed [km/h]	44.7	64.8	64.0	60.9	57.2	56.9	55.8	55.0	54.9
Top Speed [km/h]	63.9	67.2	67.3	62.0	59.0	57.5	57.7	55.6	55.3
Avg. Dist. to Rail [m]	5.1	0.8	1.1	1.5	1.0	1.0	0.6	0.6	2.2
Avg. Stride Freq. [Hz]	2.3	2.3	2.3	2.3	2.3	2.3	2.3	2.3	2.3
Avg. Stride Length [m]	5.5	7.8	7.7	7.3	7.0	7.0	6.8	6.7	6.7



- [ ] Ranking at each section and finish
- .-.- No data available at this section
- NA No data available



Horse/Jockey Name	Cassowary
Final Rank	4
Fastest Section Time (Section)	0:11.17 (1600m)
Top Speed [km/h] (Section)	66.2 (1600m)
Race State	Finished



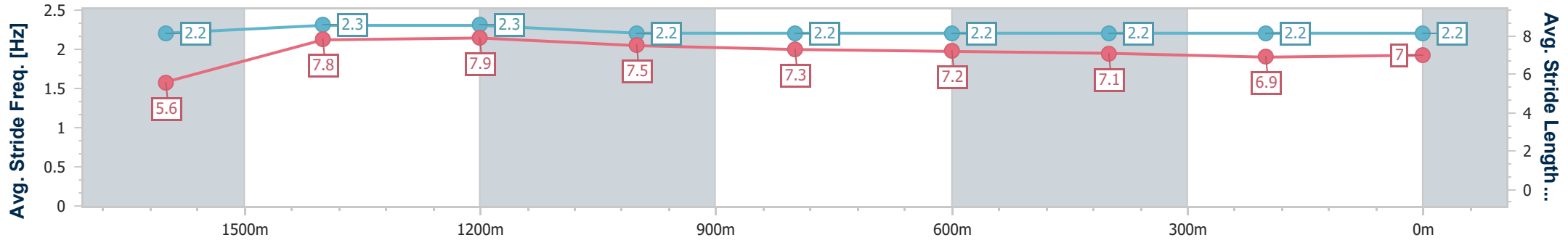
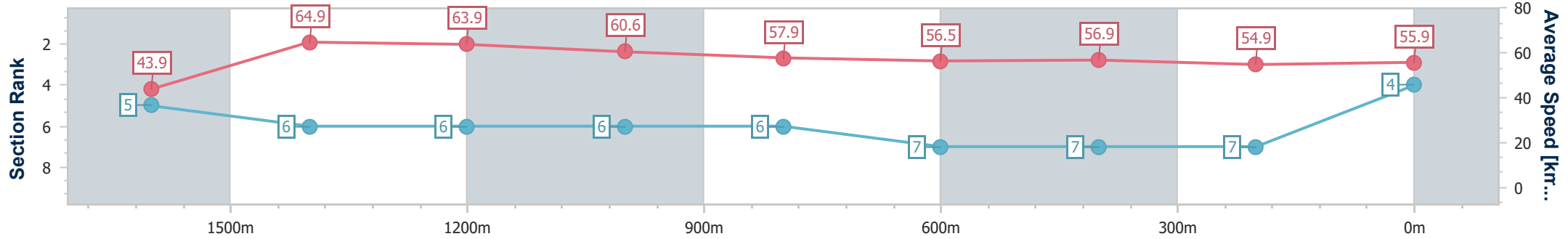
Toowoomba QLD Professional  
Race 5: O&D HOUSE WASH BENCHMARK 60 Handicap - 1890m



28 October 2023 - 20:00

Track Rating: Good 4, Weather: Fine, Rail Position: +5m Entire

Section	Overall	1600m	1400m	1200m	1000m	800m	600m	400m	200m			
Section Times	2:01.99 [4] (0:23.54)	1:38.45 [5] (0:11.17)	1:27.28 [6] (0:11.41)	1:15.87 [6] (0:11.88)	1:03.99 [6] (0:12.57)	0:51.42 [6] (0:12.78)	0:38.64 [7] (0:12.65)	0:25.99 [7] (0:13.12)	0:12.87 [7] (0:12.87)			
Average Speed [km/h]	43.9	64.9	63.9	60.6	57.9	56.5	56.9	54.9	55.9			
Top Speed [km/h]	64.1	66.2	65.6	62.6	59.0	57.6	58.2	56.4	56.5			
Avg. Dist. to Rail [m]	4.6	1.2	2.4	3.1	2.4	1.2	0.9	0.7	1.2			
Avg. Stride Freq. [Hz]	2.2	2.3	2.3	2.2	2.2	2.2	2.2	2.2	2.2			
Avg. Stride Length [m]	5.6	7.8	7.9	7.5	7.3	7.2	7.1	6.9	7.0			



- [ ] Ranking at each section and finish
- .-.- No data available at this section
- NA No data available



Horse/Jockey Name	Nitroglycerine
Final Rank	5
Fastest Section Time (Section)	0:11.13 (1400m)
Top Speed [km/h] (Section)	65.3 (1600m)
Race State	Finished



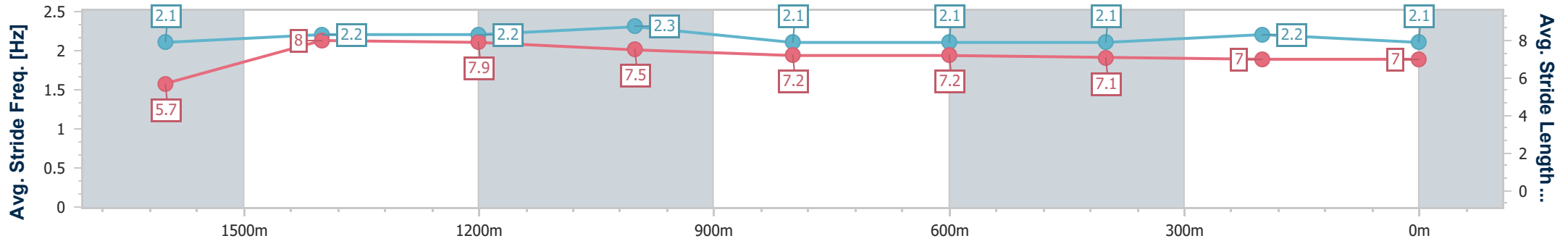
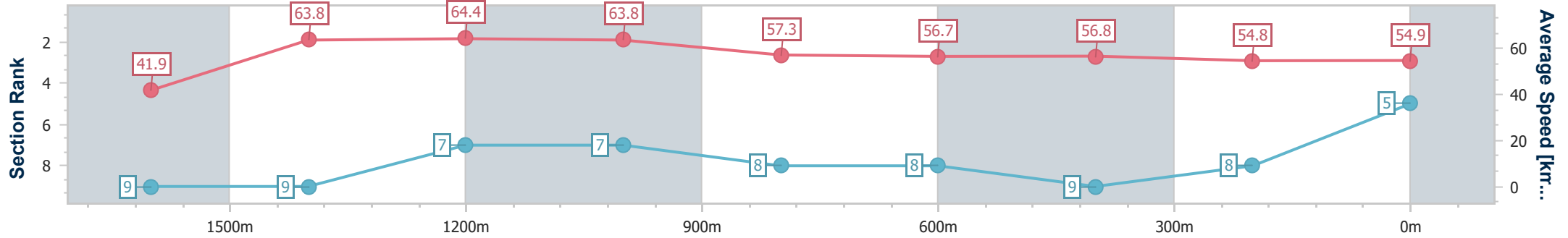
Toowoomba QLD Professional  
Race 5: O&D HOUSE WASH BENCHMARK 60 Handicap - 1890m



28 October 2023 - 20:00

Track Rating: Good 4, Weather: Fine, Rail Position: +5m Entire

Section	Overall	1600m	1400m	1200m	1000m	800m	600m	400m	200m
Section Times	2:02.44 [5] (0:24.58)	1:37.86 [9] (0:11.16)	1:26.70 [9] (0:11.13)	1:15.57 [7] (0:11.34)	1:04.23 [7] (0:12.58)	0:51.65 [8] (0:12.69)	0:38.96 [8] (0:12.73)	0:26.23 [9] (0:13.07)	0:13.16 [8] (0:13.16)
Average Speed [km/h]	41.9	63.8	64.4	63.8	57.3	56.7	56.8	54.8	54.9
Top Speed [km/h]	63.8	65.3	63.9	61.7	58.7	58.2	58.5	57.8	56.4
Avg. Dist. to Rail [m]	6.3	3.5	1.7	2.9	2.9	1.7	0.3	2.2	3.5
Avg. Stride Freq. [Hz]	2.1	2.2	2.2	2.3	2.1	2.1	2.1	2.2	2.1
Avg. Stride Length [m]	5.7	8.0	7.9	7.5	7.2	7.2	7.1	7.0	7.0



- [ ] Ranking at each section and finish
- .-.- No data available at this section
- NA No data available



Horse/Jockey Name	Milagro
Final Rank	6
Fastest Section Time (Section)	0:11.32 (1600m)
Top Speed [km/h] (Section)	65.1 (1600m)
Race State	Finished



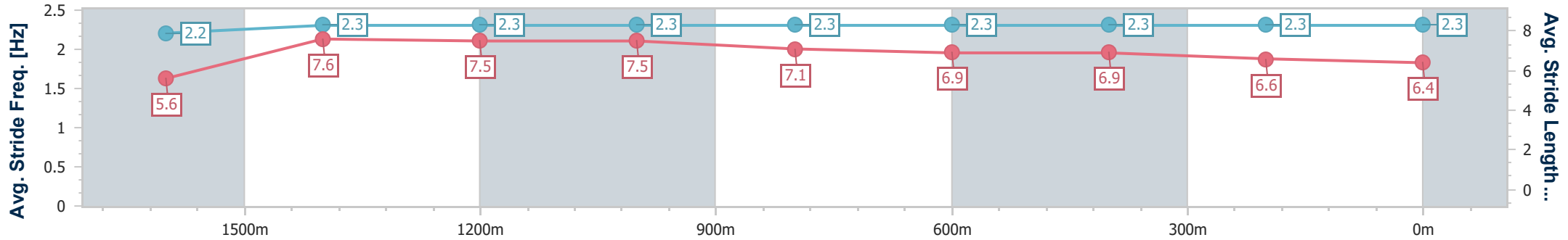
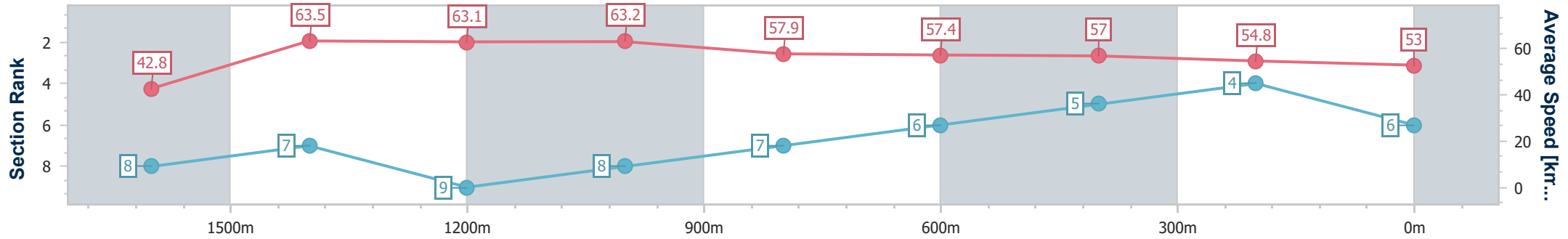
Toowoomba QLD Professional  
Race 5: O&D HOUSE WASH BENCHMARK 60 Handicap - 1890m



28 October 2023 - 20:00

Track Rating: Good 4, Weather: Fine, Rail Position: +5m Entire

Section	Overall	1600m	1400m	1200m	1000m	800m	600m	400m	200m
Section Times	2:02.52 [6] (0:24.18)	1:38.34 [8] (0:11.32)	1:27.02 [7] (0:11.41)	1:15.61 [9] (0:11.42)	1:04.19 [8] (0:12.45)	0:51.74 [7] (0:12.52)	0:39.22 [6] (0:12.53)	0:26.69 [5] (0:13.12)	0:13.57 [4] (0:13.57)
Average Speed [km/h]	42.8	63.5	63.1	63.2	57.9	57.4	57.0	54.8	53.0
Top Speed [km/h]	63.0	65.1	64.4	64.1	60.5	58.9	59.2	56.0	54.4
Avg. Dist. to Rail [m]	4.6	0.9	0.5	1.6	0.9	0.4	1.3	1.1	1.9
Avg. Stride Freq. [Hz]	2.2	2.3	2.3	2.3	2.3	2.3	2.3	2.3	2.3
Avg. Stride Length [m]	5.6	7.6	7.5	7.5	7.1	6.9	6.9	6.6	6.4



- [ ] Ranking at each section and finish
- .-.- No data available at this section
- NA No data available





Horse/Jockey Name	Mt Mort Shark
Final Rank	7
Fastest Section Time (Section)	0:10.90 (1600m)
Top Speed [km/h] (Section)	67.3 (1600m)
Race State	Finished



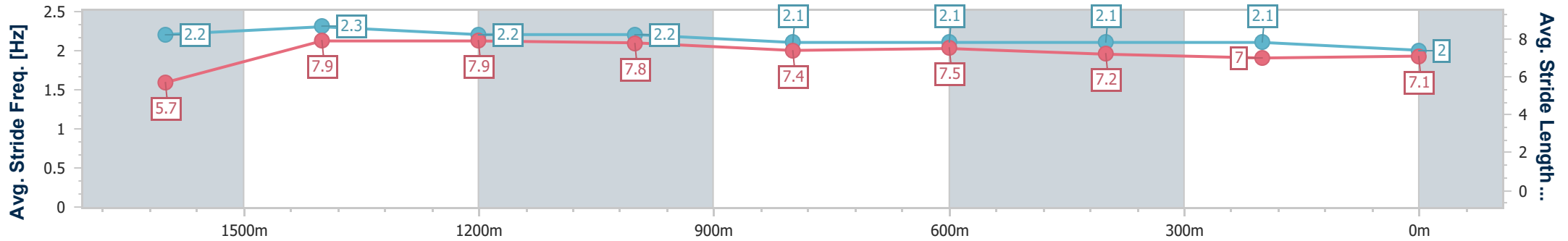
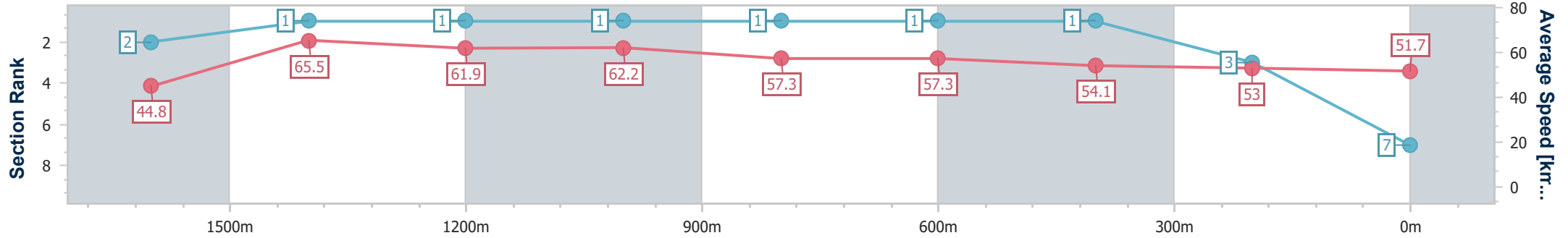
Toowoomba QLD Professional  
Race 5: O&D HOUSE WASH BENCHMARK 60 Handicap - 1890m



28 October 2023 - 20:00

Track Rating: Good 4, Weather: Fine, Rail Position: +5m Entire

Section	Overall	1600m	1400m	1200m	1000m	800m	600m	400m	200m				
Section Times	2:02.77 [7] (0:22.86)	1:39.91 [2] (0:10.90)	1:29.01 [1] (0:11.65)	1:17.36 [1] (0:11.62)	1:05.74 [1] (0:12.57)	0:53.17 [1] (0:12.56)	0:40.61 [1] (0:13.20)	0:27.41 [1] (0:13.47)	0:13.94 [3] (0:13.94)				
Average Speed [km/h]	44.8	65.5	61.9	62.2	57.3	57.3	54.1	53.0	51.7				
Top Speed [km/h]	65.6	67.3	64.9	63.9	58.9	58.4	56.3	53.7	52.9				
Avg. Dist. to Rail [m]	7.2	2.0	0.7	0.8	0.3	0.2	1.3	2.1	3.8				
Avg. Stride Freq. [Hz]	2.2	2.3	2.2	2.2	2.1	2.1	2.1	2.1	2.0				
Avg. Stride Length [m]	5.7	7.9	7.9	7.8	7.4	7.5	7.2	7.0	7.1				



- [ ] Ranking at each section and finish
- .-.- No data available at this section
- NA No data available



Horse/Jockey Name	Hector Sagoa
Final Rank	8
Fastest Section Time (Section)	0:11.08 (1600m)
Top Speed [km/h] (Section)	66.3 (1600m)
Race State	Finished



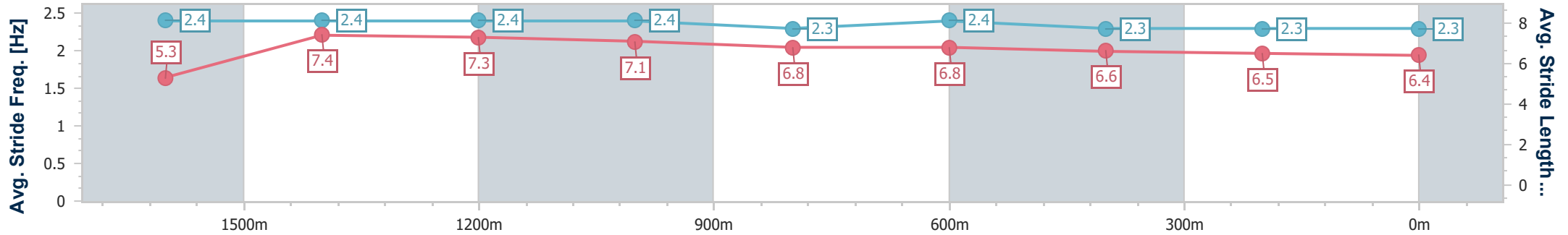
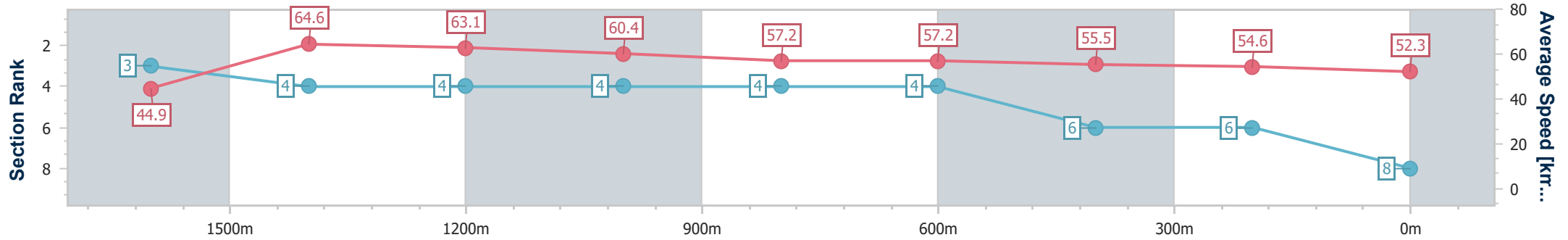
Toowoomba QLD Professional  
Race 5: O&D HOUSE WASH BENCHMARK 60 Handicap - 1890m



28 October 2023 - 20:00

Track Rating: Good 4, Weather: Fine, Rail Position: +5m Entire

Section	Overall	1600m	1400m	1200m	1000m	800m	600m	400m	200m
Section Times	2:02.86 [8] (0:23.18)	1:39.68 [3] (0:11.08)	1:28.60 [4] (0:11.58)	1:17.02 [4] (0:11.90)	1:05.12 [4] (0:12.69)	0:52.43 [4] (0:12.63)	0:39.80 [4] (0:12.84)	0:26.96 [6] (0:13.22)	0:13.74 [6] (0:13.74)
Average Speed [km/h]	44.9	64.6	63.1	60.4	57.2	57.2	55.5	54.6	52.3
Top Speed [km/h]	64.3	66.3	64.9	62.8	59.1	57.7	57.2	55.2	53.9
Avg. Dist. to Rail [m]	4.2	0.7	2.1	3.0	2.2	0.5	1.6	1.2	1.7
Avg. Stride Freq. [Hz]	2.4	2.4	2.4	2.4	2.3	2.4	2.3	2.3	2.3
Avg. Stride Length [m]	5.3	7.4	7.3	7.1	6.8	6.8	6.6	6.5	6.4



- [ ] Ranking at each section and finish
- .-.- No data available at this section
- NA No data available



Horse/Jockey Name	Rally
Final Rank	9
Fastest Section Time (Section)	0:11.07 (1600m)
Top Speed [km/h] (Section)	66.4 (1600m)
Race State	Finished



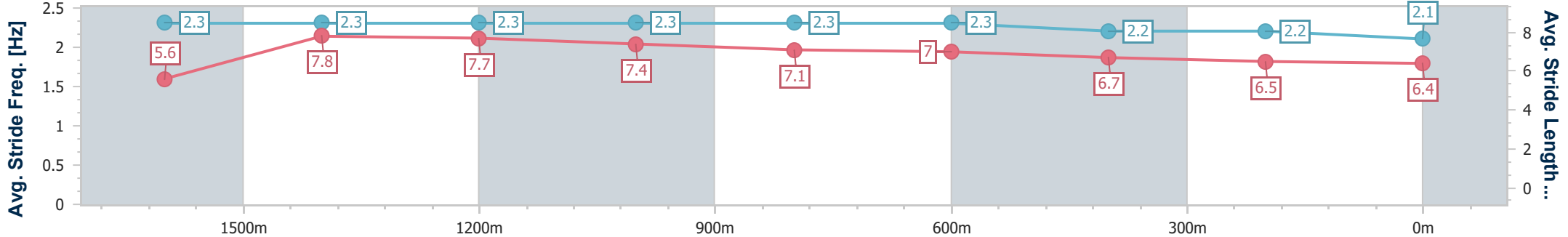
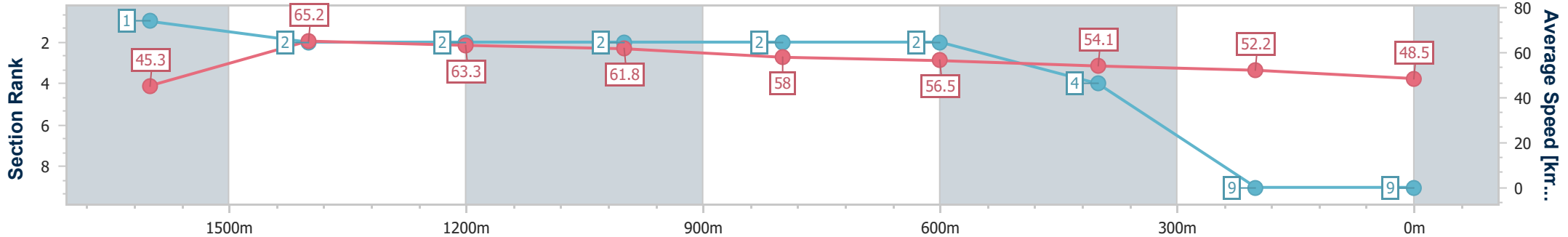
Toowoomba QLD Professional  
Race 5: O&D HOUSE WASH BENCHMARK 60 Handicap - 1890m



28 October 2023 - 20:00

Track Rating: Good 4, Weather: Fine, Rail Position: +5m Entire

Section	Overall	1600m	1400m	1200m	1000m	800m	600m	400m	200m				
Section Times	2:04.40 [9] (0:22.82)	1:41.58 [1] (0:11.07)	1:30.51 [2] (0:11.59)	1:18.92 [2] (0:11.66)	1:07.26 [2] (0:12.50)	0:54.76 [2] (0:12.74)	0:42.02 [2] (0:13.29)	0:28.73 [4] (0:13.85)	0:14.88 [9] (0:14.88)				
Average Speed [km/h]	45.3	65.2	63.3	61.8	58.0	56.5	54.1	52.2	48.5				
Top Speed [km/h]	65.7	66.4	64.7	63.2	59.8	57.7	55.6	53.3	51.8				
Avg. Dist. to Rail [m]	5.4	1.8	2.9	3.2	2.0	0.8	0.4	0.8	2.2				
Avg. Stride Freq. [Hz]	2.3	2.3	2.3	2.3	2.3	2.3	2.2	2.2	2.1				
Avg. Stride Length [m]	5.6	7.8	7.7	7.4	7.1	7.0	6.7	6.5	6.4				



- [ ] Ranking at each section and finish
- .-.- No data available at this section
- NA No data available