



Toowoomba QLD Professional

Race 4: TOOWOOMBA ORTHODONTISTS Maiden Handicap - 1200m

28 October 2023 - 19:20



Track Rating: Good 4, Weather: Fine, Rail Position: +5m Entire

Section		Field Times										Last 600m		
		Overall	1000m	800m	600m	400m	200m						0:36.79	
		1:13.52 (0:14.16)	0:59.36 (0:11.03)	0:48.33 (0:11.54)	0:36.79 (0:12.23)	0:24.56 (0:12.30)	0:12.26 (0:12.26)							
Rank	TAB	Horse/Jockey	Barrier	Top Speed [km/h]	Fastest Section								Margin	Distance Travelled [m]
1	1	TOKYO BANDIT Les Tilley	14	65.9	0:11.34	1:13.52 [1] (0:14.75)	0:58.77 [7] (0:11.34)	0:47.43 [7] (0:11.62)	0:35.81 [7] (0:11.81)	0:24.00 [6] (0:11.81)	0:12.19 [2] (0:12.19)	1:13.52	0:35.81	
2	9	GERALDINE'S WISH Kenji Yoshida	9	67.3	0:11.07	1:13.53 [2] (0:14.20)	0:59.33 [2] (0:11.07)	0:48.26 [3] (0:11.57)	0:36.69 [3] (0:12.25)	0:24.44 [2] (0:12.17)	0:12.27 [1] (0:12.27)	0.1L	0:36.69	+0
3	14	DUCHESS BREE Default Jockey 9	2	65.2	0:11.30	1:13.80 [3] (0:14.65)	0:59.15 [6] (0:11.30)	0:47.85 [6] (0:11.61)	0:36.24 [6] (0:11.81)	0:24.43 [4] (0:12.05)	0:12.38 [4] (0:12.38)	1.6L	0:36.24	-1
4	5	DRANG A TANG Anthony Allen	11	69.8	0:10.92	1:14.03 [4] (0:14.27)	0:59.76 [3] (0:10.92)	0:48.84 [1] (0:11.54)	0:37.30 [1] (0:12.23)	0:25.07 [1] (0:12.39)	0:12.68 [3] (0:12.68)	2.9L	0:37.30	-2
5	7	SAXON SLAYER Rikki Jamieson	4	65.6	0:11.42	1:14.55 [5] (0:14.88)	0:59.67 [8] (0:11.42)	0:48.25 [8] (0:11.66)	0:36.59 [8] (0:11.94)	0:24.65 [7] (0:12.21)	0:12.44 [7] (0:12.44)	5.9L	0:36.59	-1
6	11	LADY PARVATI Nozi Tomizawa	5	64.3	0:11.56	1:14.86 [6] (0:15.17)	0:59.69 [10] (0:11.63)	0:48.06 [10] (0:11.56)	0:36.50 [10] (0:11.98)	0:24.52 [10] (0:12.07)	0:12.45 [8] (0:12.45)	7.7L	0:36.50	+0
7	12	WITH RESPECT Luke Tarrant	7	65.8	0:11.22	1:14.96 [7] (0:14.61)	1:00.35 [5] (0:11.22)	0:49.13 [5] (0:11.63)	0:37.50 [5] (0:12.01)	0:25.49 [5] (0:12.39)	0:13.10 [6] (0:13.10)	8.2L	0:37.50	+2
8	2	FREEMAN FURY Sariah Champkin	12	70.5	0:11.09	1:15.06 [8] (0:14.16)	1:00.90 [1] (0:11.09)	0:49.81 [2] (0:11.57)	0:38.24 [2] (0:12.33)	0:25.91 [3] (0:12.53)	0:13.38 [5] (0:13.38)	8.7L	0:38.24	+0
9	3	MARLEE'S ZANDER Kirk Matheson	6	65.0	0:11.44	1:16.18 [9] (0:15.01)	1:01.17 [9] (0:11.44)	0:49.73 [9] (0:11.59)	0:38.14 [9] (0:12.16)	0:25.98 [9] (0:12.68)	0:13.30 [9] (0:13.30)	15.2L	0:38.14	+8
10	13	FOREBEARS Montanna Savva	10	68.1	0:11.19	1:18.62 [10] (0:14.40)	1:04.22 [4] (0:11.19)	0:53.03 [4] (0:11.86)	0:41.17 [4] (0:12.66)	0:28.51 [8] (0:13.48)	0:15.03 [10] (0:15.03)	29.5L	0:41.17	+3

Scratched: Aynat (#8), Kotoni (#6), Amazing Journey (#4), Green Park (#10)

[] Ranking at each section and finish
 -:-:- No data available at this section
 NA No data available

SCN Saddle cloth number
 DNF Did not finish
 DNT Did not track



Horse/Jockey Name	Tokyo Bandit
Final Rank	1
Fastest Section Time (Section)	0:11.34 (1000m)
Top Speed [km/h] (Section)	65.9 (Overall)
Race State	Finished



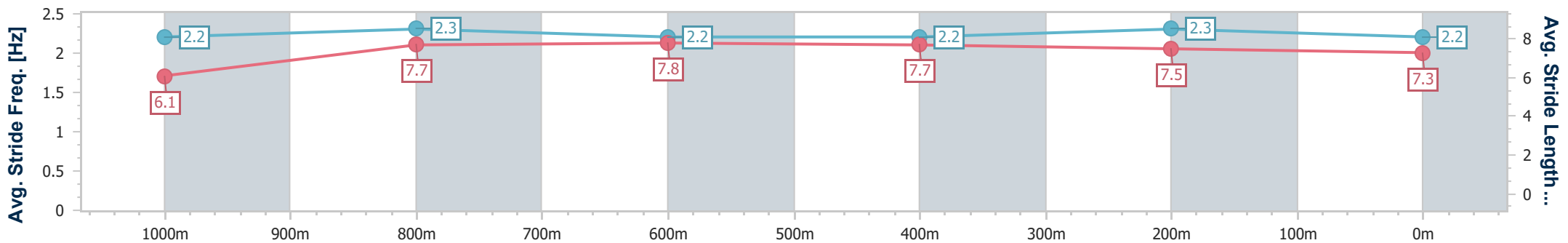
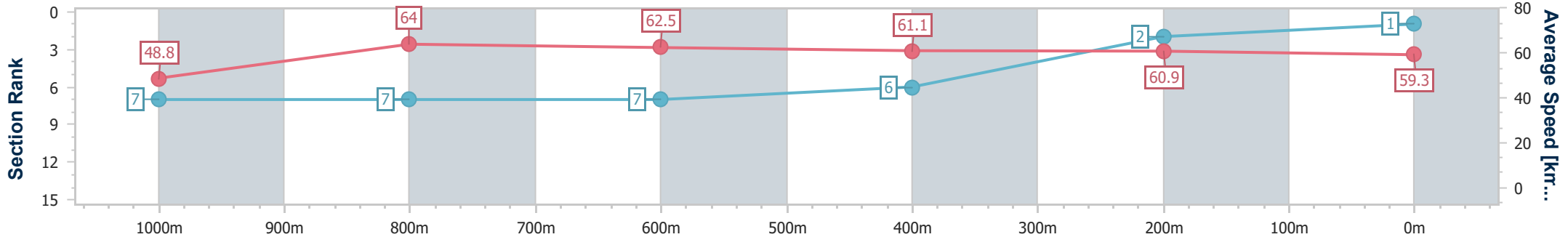
Toowoomba QLD Professional
Race 4: TOOWOOMBA ORTHODONTISTS Maiden Handicap - 1200m



28 October 2023 - 19:20

Track Rating: Good 4, Weather: Fine, Rail Position: +5m Entire

Section	Overall	1000m	800m	600m	400m	200m
Section Times	1:13.52 [1] (0:14.75)	0:58.77 [7] (0:11.34)	0:47.43 [7] (0:11.62)	0:35.81 [7] (0:11.81)	0:24.00 [6] (0:11.81)	0:12.19 [2] (0:12.19)
Average Speed [km/h]	48.8	64.0	62.5	61.1	60.9	59.3
Top Speed [km/h]	65.9	65.4	63.1	62.9	63.1	60.4
Avg. Dist. to Rail [m]	9.4	3.1	2.1	0.9	0.3	0.8
Avg. Stride Freq. [Hz]	2.2	2.3	2.2	2.2	2.3	2.2
Avg. Stride Length [m]	6.1	7.7	7.8	7.7	7.5	7.3



- [] Ranking at each section and finish
- .-.-.- No data available at this section
- NA No data available



Horse/Jockey Name	Geraldine's Wish
Final Rank	2
Fastest Section Time (Section)	0:11.07 (1000m)
Top Speed [km/h] (Section)	67.3 (Overall)
Race State	Finished



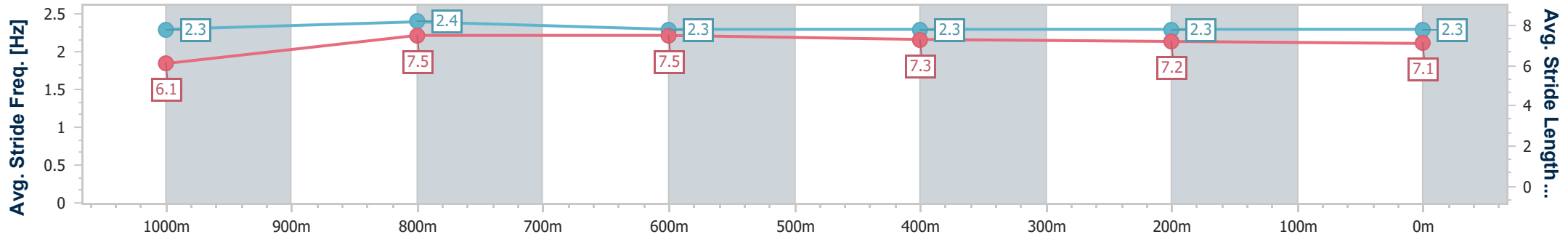
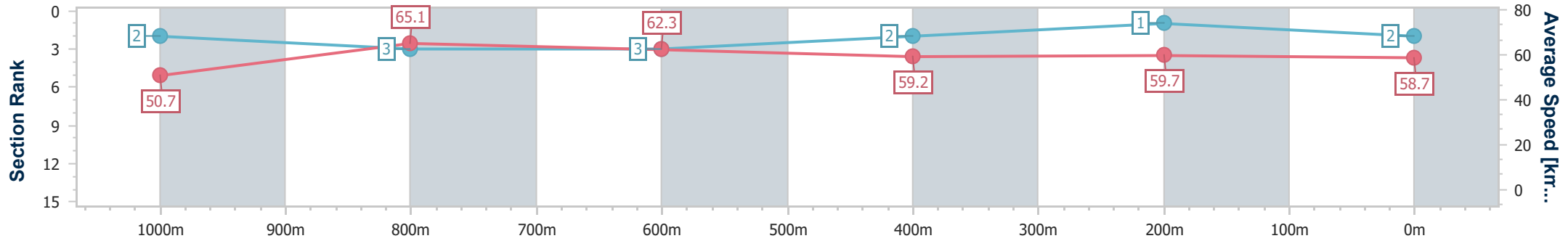
Toowoomba QLD Professional
 Race 4: TOOWOOMBA ORTHODONTISTS Maiden Handicap - 1200m



28 October 2023 - 19:20

Track Rating: Good 4, Weather: Fine, Rail Position: +5m Entire

Section	Overall	1000m	800m	600m	400m	200m
Section Times	1:13.53 [2] (0:14.20)	0:59.33 [2] (0:11.07)	0:48.26 [3] (0:11.57)	0:36.69 [3] (0:12.25)	0:24.44 [2] (0:12.17)	0:12.27 [1] (0:12.27)
Average Speed [km/h]	50.7	65.1	62.3	59.2	59.7	58.7
Top Speed [km/h]	67.3	67.2	64.0	61.0	61.5	59.4
Avg. Dist. to Rail [m]	5.3	0.3	1.4	1.3	2.0	2.8
Avg. Stride Freq. [Hz]	2.3	2.4	2.3	2.3	2.3	2.3
Avg. Stride Length [m]	6.1	7.5	7.5	7.3	7.2	7.1



- [] Ranking at each section and finish
- .-.- No data available at this section
- NA No data available



Horse/Jockey Name	Duchess Bree
Final Rank	3
Fastest Section Time (Section)	0:11.30 (1000m)
Top Speed [km/h] (Section)	65.2 (1000m)
Race State	Finished



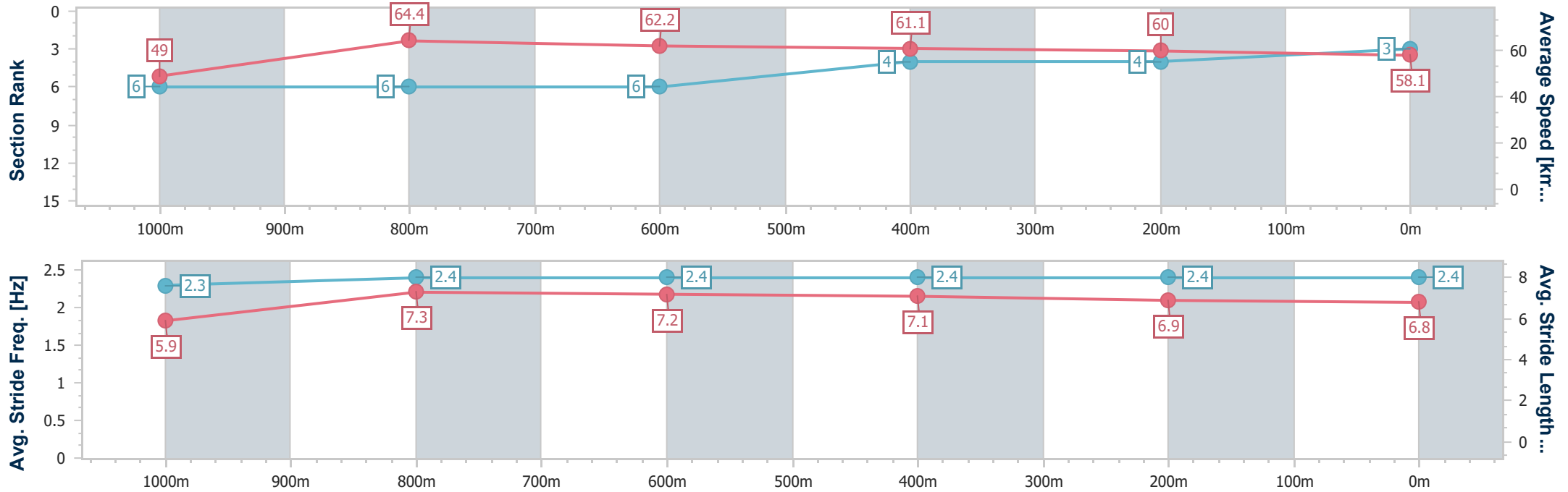
Toowoomba QLD Professional
 Race 4: TOOWOOMBA ORTHODONTISTS Maiden Handicap - 1200m



28 October 2023 - 19:20

Track Rating: Good 4, Weather: Fine, Rail Position: +5m Entire

Section	Overall	1000m	800m	600m	400m	200m
Section Times	1:13.80 [3] (0:14.65)	0:59.15 [6] (0:11.30)	0:47.85 [6] (0:11.61)	0:36.24 [6] (0:11.81)	0:24.43 [4] (0:12.05)	0:12.38 [4] (0:12.38)
Average Speed [km/h]	49.0	64.4	62.2	61.1	60.0	58.1
Top Speed [km/h]	65.1	65.2	64.1	62.4	60.9	60.7
Avg. Dist. to Rail [m]	4.8	2.6	1.1	0.4	1.2	2.2
Avg. Stride Freq. [Hz]	2.3	2.4	2.4	2.4	2.4	2.4
Avg. Stride Length [m]	5.9	7.3	7.2	7.1	6.9	6.8



- [] Ranking at each section and finish
- .-.- No data available at this section
- NA No data available



Horse/Jockey Name	Drang A Tang
Final Rank	4
Fastest Section Time (Section)	0:10.92 (1000m)
Top Speed [km/h] (Section)	69.8 (1000m)
Race State	Finished



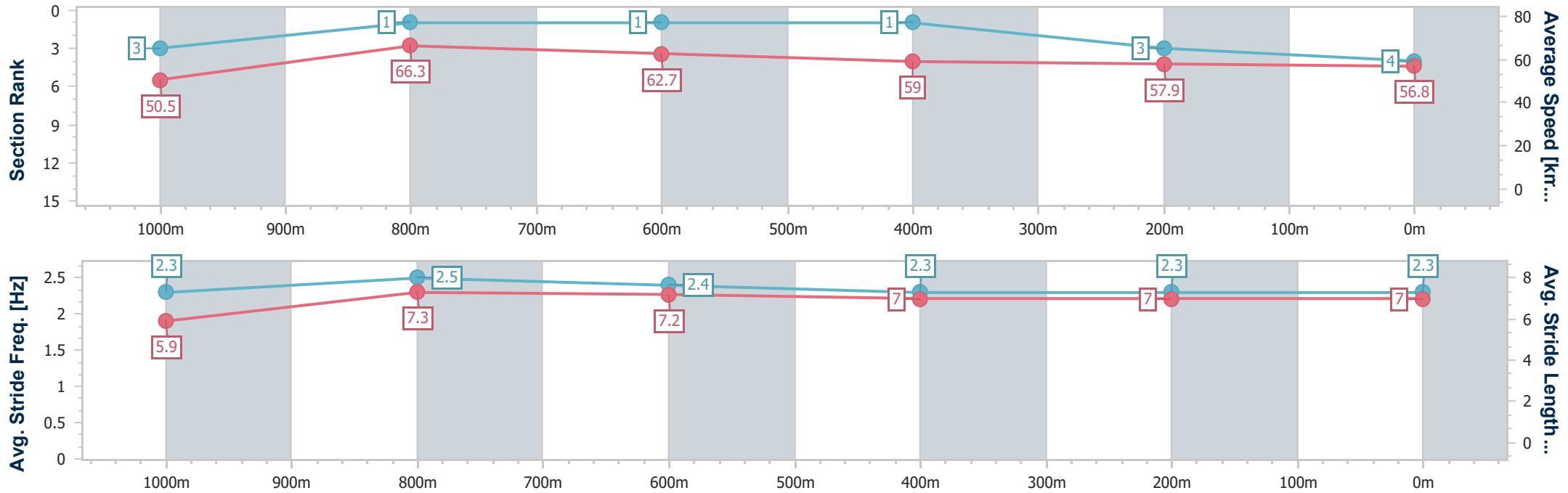
Toowoomba QLD Professional
Race 4: TOOWOOMBA ORTHODONTISTS Maiden Handicap - 1200m



28 October 2023 - 19:20

Track Rating: Good 4, Weather: Fine, Rail Position: +5m Entire

Section	Overall	1000m	800m	600m	400m	200m
Section Times	1:14.03 [4] (0:14.27)	0:59.76 [3] (0:10.92)	0:48.84 [1] (0:11.54)	0:37.30 [1] (0:12.23)	0:25.07 [1] (0:12.39)	0:12.68 [3] (0:12.68)
Average Speed [km/h]	50.5	66.3	62.7	59.0	57.9	56.8
Top Speed [km/h]	69.6	69.8	65.6	60.7	58.8	58.4
Avg. Dist. to Rail [m]	8.7	2.7	1.6	0.5	1.0	1.5
Avg. Stride Freq. [Hz]	2.3	2.5	2.4	2.3	2.3	2.3
Avg. Stride Length [m]	5.9	7.3	7.2	7.0	7.0	7.0



- [] Ranking at each section and finish
- .-.- No data available at this section
- NA No data available



Horse/Jockey Name	Saxon Slayer
Final Rank	5
Fastest Section Time (Section)	0:11.42 (1000m)
Top Speed [km/h] (Section)	65.6 (1000m)
Race State	Finished



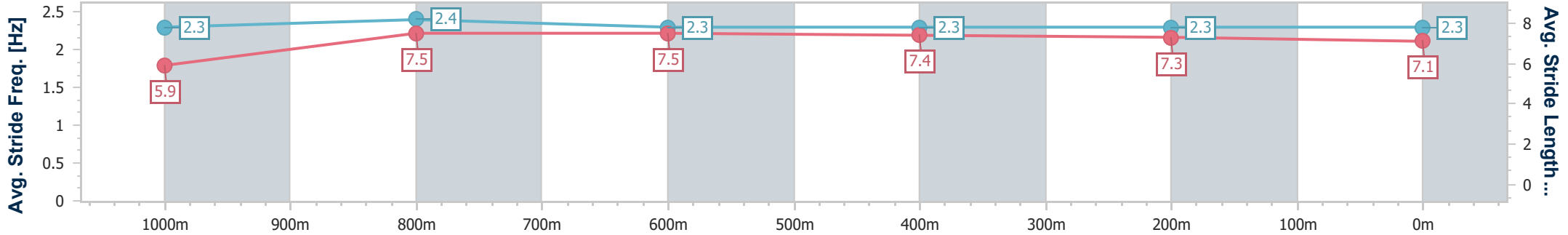
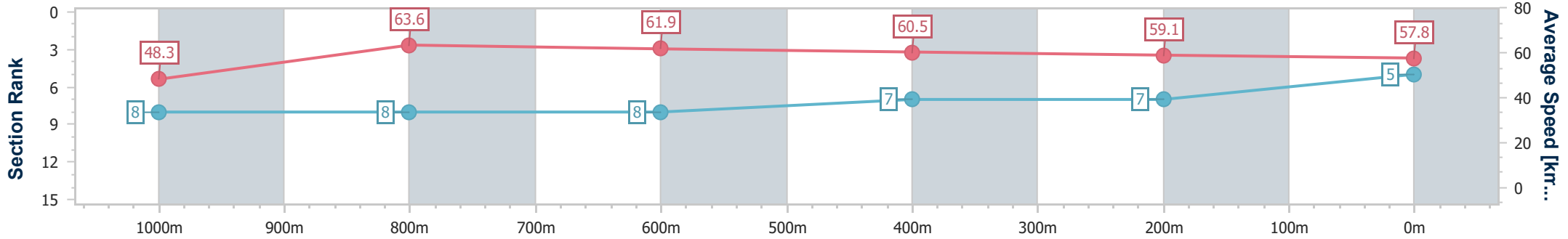
Toowoomba QLD Professional
Race 4: TOOWOOMBA ORTHODONTISTS Maiden Handicap - 1200m



28 October 2023 - 19:20

Track Rating: Good 4, Weather: Fine, Rail Position: +5m Entire

Section	Overall	1000m	800m	600m	400m	200m
Section Times	1:14.55 [5] (0:14.88)	0:59.67 [8] (0:11.42)	0:48.25 [8] (0:11.66)	0:36.59 [8] (0:11.94)	0:24.65 [7] (0:12.21)	0:12.44 [7] (0:12.44)
Average Speed [km/h]	48.3	63.6	61.9	60.5	59.1	57.8
Top Speed [km/h]	65.0	65.6	63.2	61.9	60.0	58.7
Avg. Dist. to Rail [m]	3.4	1.8	0.5	0.3	2.0	4.8
Avg. Stride Freq. [Hz]	2.3	2.4	2.3	2.3	2.3	2.3
Avg. Stride Length [m]	5.9	7.5	7.5	7.4	7.3	7.1



- [] Ranking at each section and finish
- .-.- No data available at this section
- NA No data available



Horse/Jockey Name	Lady Parvati
Final Rank	6
Fastest Section Time (Section)	0:11.56 (800m)
Top Speed [km/h] (Section)	64.3 (1000m)
Race State	Finished



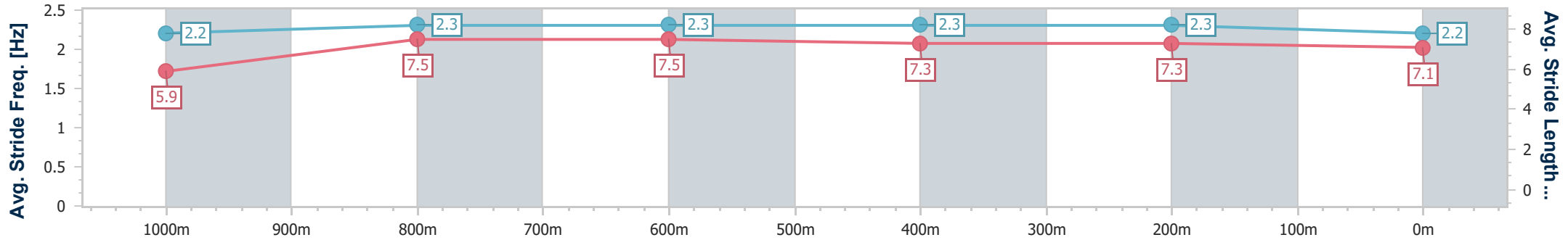
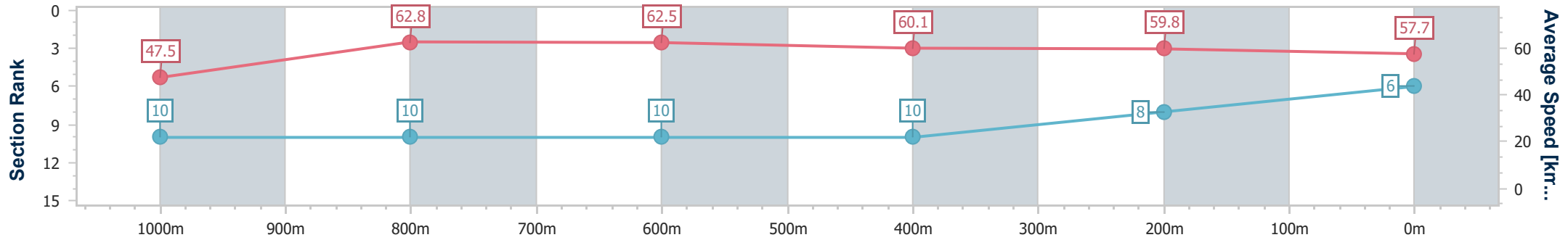
Toowoomba QLD Professional
Race 4: TOOWOOMBA ORTHODONTISTS Maiden Handicap - 1200m



28 October 2023 - 19:20

Track Rating: Good 4, Weather: Fine, Rail Position: +5m Entire

Section	Overall	1000m	800m	600m	400m	200m
Section Times	1:14.86 [6] (0:15.17)	0:59.69 [10] (0:11.63)	0:48.06 [10] (0:11.56)	0:36.50 [10] (0:11.98)	0:24.52 [10] (0:12.07)	0:12.45 [8] (0:12.45)
Average Speed [km/h]	47.5	62.8	62.5	60.1	59.8	57.7
Top Speed [km/h]	61.3	64.3	63.3	61.9	61.2	58.3
Avg. Dist. to Rail [m]	5.1	3.6	1.3	0.5	0.6	2.6
Avg. Stride Freq. [Hz]	2.2	2.3	2.3	2.3	2.3	2.2
Avg. Stride Length [m]	5.9	7.5	7.5	7.3	7.3	7.1



- [] Ranking at each section and finish
- .-.- No data available at this section
- NA No data available



Horse/Jockey Name	With Respect
Final Rank	7
Fastest Section Time (Section)	0:11.22 (1000m)
Top Speed [km/h] (Section)	65.8 (1000m)
Race State	Finished



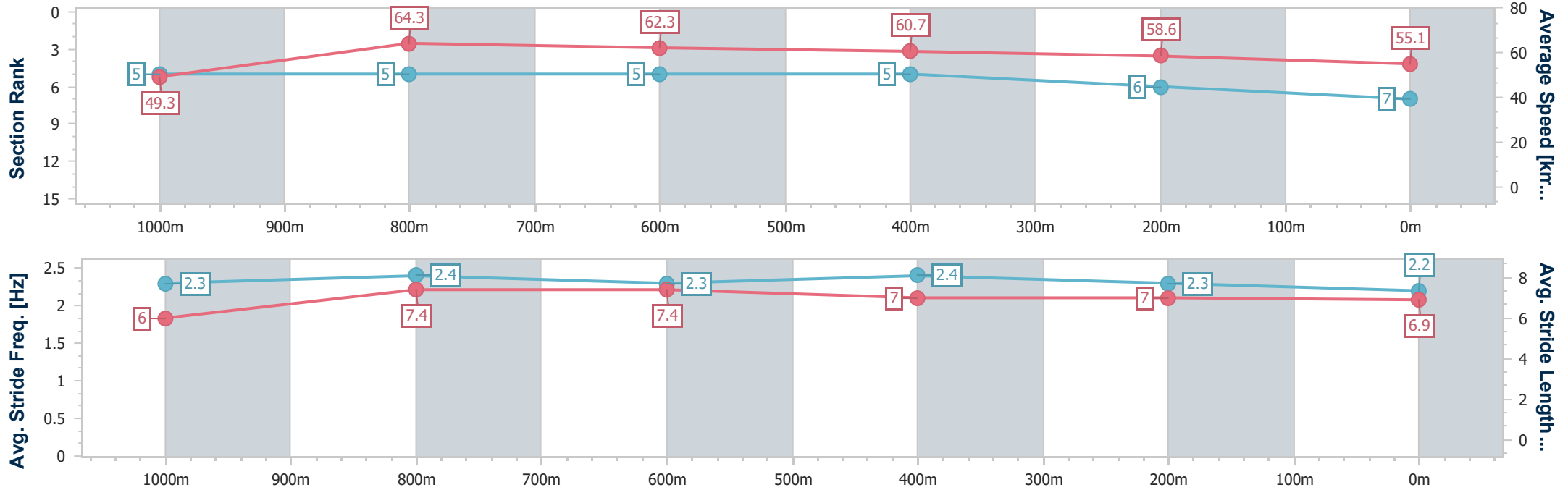
Toowoomba QLD Professional
Race 4: TOOWOOMBA ORTHODONTISTS Maiden Handicap - 1200m



28 October 2023 - 19:20

Track Rating: Good 4, Weather: Fine, Rail Position: +5m Entire

Section	Overall	1000m	800m	600m	400m	200m
Section Times	1:14.96 [7] (0:14.61)	1:00.35 [5] (0:11.22)	0:49.13 [5] (0:11.63)	0:37.50 [5] (0:12.01)	0:25.49 [5] (0:12.39)	0:13.10 [6] (0:13.10)
Average Speed [km/h]	49.3	64.3	62.3	60.7	58.6	55.1
Top Speed [km/h]	65.5	65.8	63.7	61.9	60.8	56.4
Avg. Dist. to Rail [m]	3.0	1.3	2.2	2.7	2.2	2.4
Avg. Stride Freq. [Hz]	2.3	2.4	2.3	2.4	2.3	2.2
Avg. Stride Length [m]	6.0	7.4	7.4	7.0	7.0	6.9



- [] Ranking at each section and finish
- .-.- No data available at this section
- NA No data available



Horse/Jockey Name	Freeman Fury
Final Rank	8
Fastest Section Time (Section)	0:11.09 (1000m)
Top Speed [km/h] (Section)	70.5 (Overall)
Race State	Finished



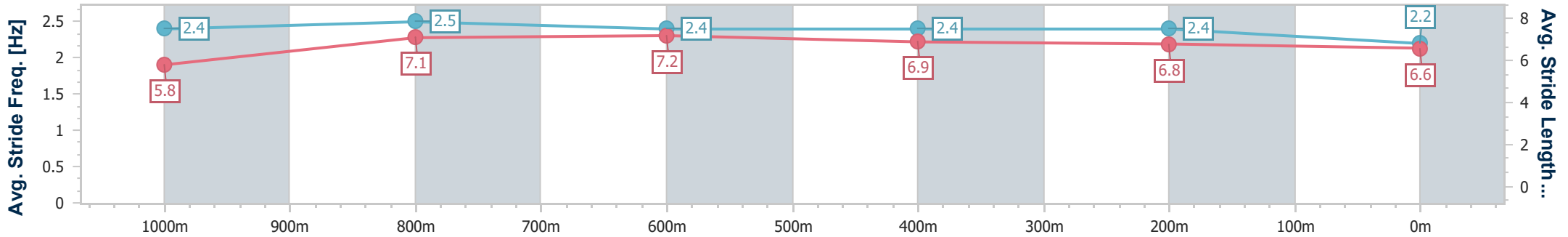
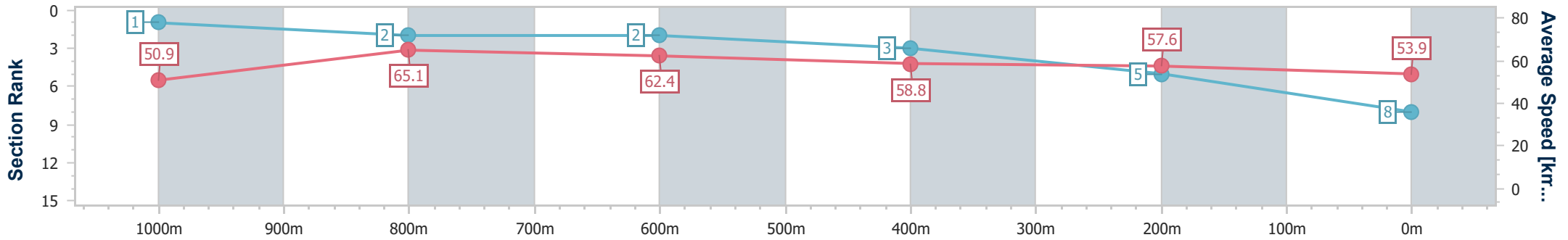
Toowoomba QLD Professional
Race 4: TOOWOOMBA ORTHODONTISTS Maiden Handicap - 1200m



28 October 2023 - 19:20

Track Rating: Good 4, Weather: Fine, Rail Position: +5m Entire

Section	Overall	1000m	800m	600m	400m	200m
Section Times	1:15.06 [8] (0:14.16)	1:00.90 [1] (0:11.09)	0:49.81 [2] (0:11.57)	0:38.24 [2] (0:12.33)	0:25.91 [3] (0:12.53)	0:13.38 [5] (0:13.38)
Average Speed [km/h]	50.9	65.1	62.4	58.8	57.6	53.9
Top Speed [km/h]	70.5	68.4	64.0	61.2	58.8	55.8
Avg. Dist. to Rail [m]	9.1	1.6	1.8	1.2	0.6	1.0
Avg. Stride Freq. [Hz]	2.4	2.5	2.4	2.4	2.4	2.2
Avg. Stride Length [m]	5.8	7.1	7.2	6.9	6.8	6.6



- [] Ranking at each section and finish
- .-.- No data available at this section
- NA No data available



Horse/Jockey Name	Marlee's Zander
Final Rank	9
Fastest Section Time (Section)	0:11.44 (1000m)
Top Speed [km/h] (Section)	65.0 (1000m)
Race State	Finished



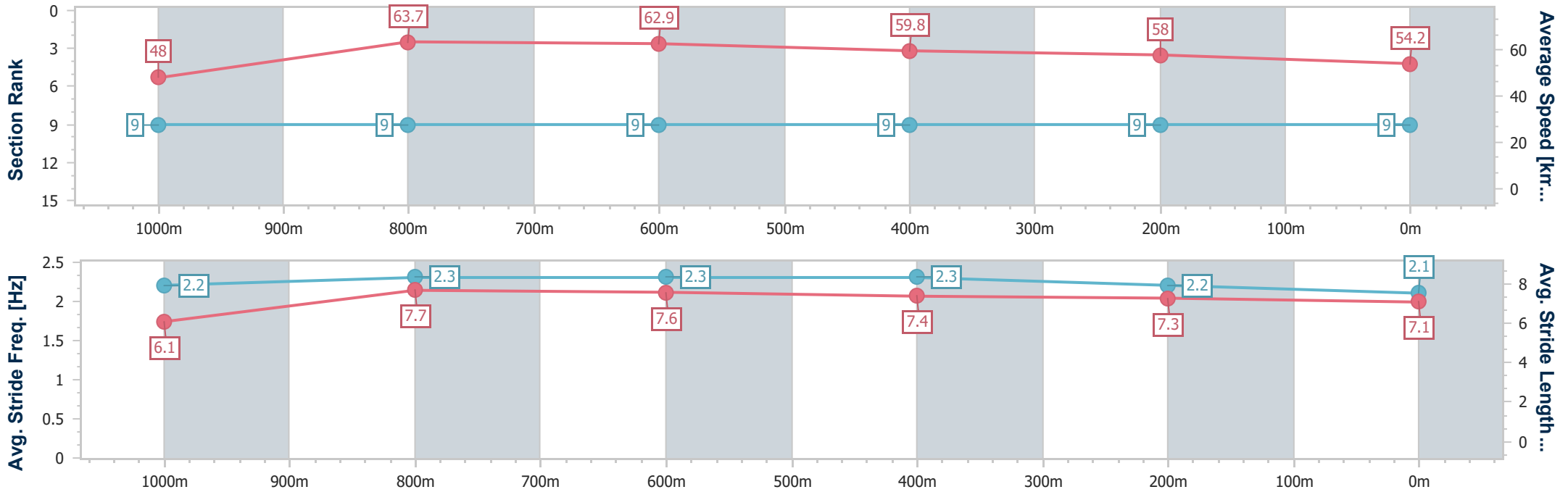
Toowoomba QLD Professional
Race 4: TOOWOOMBA ORTHODONTISTS Maiden Handicap - 1200m



28 October 2023 - 19:20

Track Rating: Good 4, Weather: Fine, Rail Position: +5m Entire

Section	Overall	1000m	800m	600m	400m	200m
Section Times	1:16.18 [9] (0:15.01)	1:01.17 [9] (0:11.44)	0:49.73 [9] (0:11.59)	0:38.14 [9] (0:12.16)	0:25.98 [9] (0:12.68)	0:13.30 [9] (0:13.30)
Average Speed [km/h]	48.0	63.7	62.9	59.8	58.0	54.2
Top Speed [km/h]	64.1	65.0	64.3	61.9	58.8	57.3
Avg. Dist. to Rail [m]	5.7	4.4	2.8	2.6	5.7	4.4
Avg. Stride Freq. [Hz]	2.2	2.3	2.3	2.3	2.2	2.1
Avg. Stride Length [m]	6.1	7.7	7.6	7.4	7.3	7.1



- [] Ranking at each section and finish
- .-.- No data available at this section
- NA No data available



Horse/Jockey Name	Forebears
Final Rank	10
Fastest Section Time (Section)	0:11.19 (1000m)
Top Speed [km/h] (Section)	68.1 (Overall)
Race State	Finished



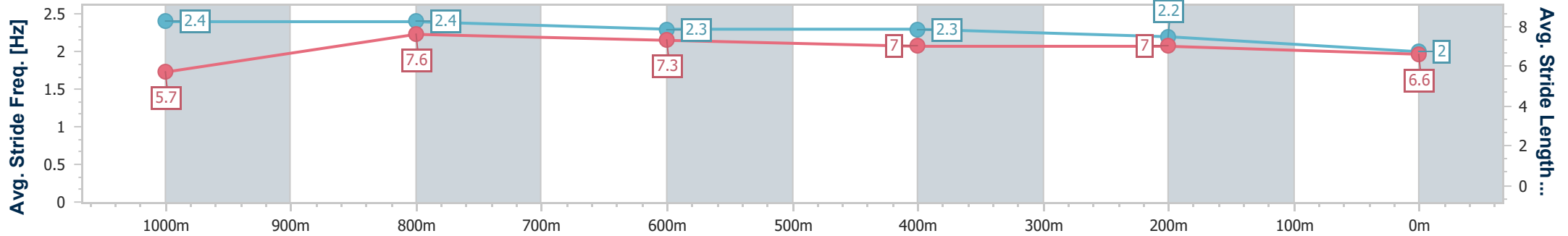
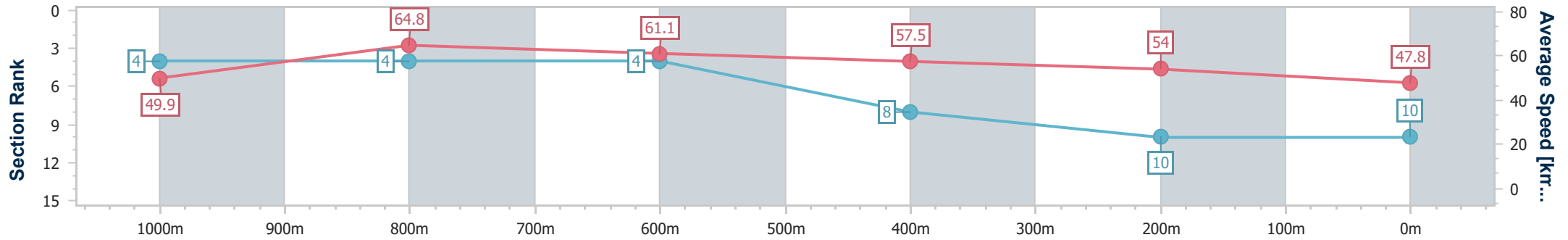
Toowoomba QLD Professional
Race 4: TOOWOOMBA ORTHODONTISTS Maiden Handicap - 1200m



28 October 2023 - 19:20

Track Rating: Good 4, Weather: Fine, Rail Position: +5m Entire

Section	Overall	1000m	800m	600m	400m	200m
Section Times	1:18.62 [10] (0:14.40)	1:04.22 [4] (0:11.19)	0:53.03 [4] (0:11.86)	0:41.17 [4] (0:12.66)	0:28.51 [8] (0:13.48)	0:15.03 [10] (0:15.03)
Average Speed [km/h]	49.9	64.8	61.1	57.5	54.0	47.8
Top Speed [km/h]	68.1	66.3	63.3	59.7	56.4	50.5
Avg. Dist. to Rail [m]	6.4	1.7	1.9	2.4	3.4	3.7
Avg. Stride Freq. [Hz]	2.4	2.4	2.3	2.3	2.2	2.0
Avg. Stride Length [m]	5.7	7.6	7.3	7.0	7.0	6.6



- [] Ranking at each section and finish
- .-.- No data available at this section
- NA No data available