



Aquis Park Gold Coast Poly QLD Professional

Race 4: COLLAS MORO ROSS BENCHMARK 60 Handicap - 1900m



28 October 2023 - 15:29

Track Rating: Synthetic, Weather: Overcast, Rail Position: True

Section		Field Times												
		Overall	1800m	1600m	1400m	1200m	1000m	800m	Last 600m					
		1:56.79 (0:08.02)	1:48.77 (0:11.02)	1:37.75 (0:11.38)	1:26.37 (0:12.23)	1:14.14 (0:12.19)	1:01.95 (0:12.35)	0:49.60 (0:12.31)	0:37.29					
Rank	TAB	Horse/Jockey	Barrier	Top Speed [km/h]	Fastest Section								Distance Travelled [m]	
1	2	UNZAGA Jasper Franklin	8	64.9 1800m	0:08.58 Overall	1:56.79 [1] (0:08.58)	1:48.21 [7] (0:11.55)	1:36.66 [5] (0:12.19)	1:24.47 [7] (0:12.73)	1:11.74 [7] (0:12.46)	0:59.28 [7] (0:11.79)	0:47.49 [7] (0:11.79)	0:35.70	
2	8	IDLING BY Jai Williams	7	64.0 1800m	0:08.42 Overall	1:57.61 [2] (0:08.42)	1:49.19 [5] (0:11.73)	1:37.46 [6] (0:12.05)	1:25.41 [5] (0:12.58)	1:12.83 [5] (0:12.42)	1:00.41 [6] (0:11.80)	0:48.61 [6] (0:11.94)	0:36.67	-13
3	7	OSAKA MISS Stacey Callow	4	64.9 1800m	0:09.05 Overall	1:57.90 [3] (0:09.05)	1:48.85 [8] (0:11.40)	1:37.45 [8] (0:12.06)	1:25.39 [8] (0:12.64)	1:12.75 [8] (0:12.47)	1:00.28 [8] (0:11.82)	0:48.46 [8] (0:11.82)	0:36.64	-8
4	5	SIR ZINO Ryan Wiggins	1	64.2 600m	0:08.35 Overall	1:57.93 [4] (0:08.35)	1:49.58 [4] (0:11.55)	1:38.03 [4] (0:12.12)	1:25.91 [4] (0:12.51)	1:13.40 [3] (0:12.22)	1:01.18 [3] (0:12.04)	0:49.14 [3] (0:11.90)	0:37.24	-11
5	1	SHADYVALE STORM Emily Lang	6	69.1 1800m	0:08.02 Overall	1:58.54 [5] (0:08.02)	1:50.52 [1] (0:11.02)	1:39.50 [1] (0:11.45)	1:28.05 [2] (0:12.33)	1:15.72 [2] (0:12.10)	1:03.62 [2] (0:12.32)	0:51.30 [2] (0:12.26)	0:39.04	-1
6	6	BEFOREHAND Scott Galloway	3	62.2 1800m	0:08.49 Overall	1:59.47 [6] (0:08.49)	1:50.98 [6] (0:11.77)	1:39.21 [7] (0:12.03)	1:27.18 [6] (0:12.53)	1:14.65 [6] (0:12.32)	1:02.33 [5] (0:11.85)	0:50.48 [5] (0:12.05)	0:38.43	-13
7	3	WONFORWAZZA Michael Cahill	2	67.6 1800m	0:08.17 Overall	2:02.01 [7] (0:08.17)	1:53.84 [2] (0:10.92)	1:42.92 [2] (0:11.33)	1:31.59 [1] (0:12.23)	1:19.36 [1] (0:12.19)	1:07.17 [1] (0:12.35)	0:54.82 [1] (0:12.38)	0:42.44	-4
8	4	BLUE SWIMMER Micheal Hellyer	5	64.1 1800m	0:08.23 Overall	2:04.66 [8] (0:08.23)	1:56.43 [3] (0:11.49)	1:44.94 [3] (0:12.18)	1:32.76 [3] (0:12.64)	1:20.12 [4] (0:12.31)	1:07.81 [4] (0:12.10)	0:55.71 [4] (0:12.42)	0:43.29	+3

[] Ranking at each section and finish
 -:-:- No data available at this section
 NA No data available

SCN Saddle cloth number
 DNF Did not finish
 DNT Did not track



Aquis Park Gold Coast Poly QLD Professional

Race 4: COLLAS MORO ROSS BENCHMARK 60 Handicap - 1900m



28 October 2023 - 15:29

Track Rating: Synthetic, Weather: Overcast, Rail Position: True

Section					600m	400m	200m				Last 600m
Field Times					0:37.29 (0:12.41)	0:24.88 (0:12.85)	0:12.03 (0:12.03)				0:37.29
Rank	TAB	Horse/Jockey	Barrier	Top Speed [km/h]	Fastest Section	Margin			Distance Travelled [m]		
1	2	UNZAGA Jasper Franklin	8	64.9 1800m	0:08.58 Overall	0:35.70 [6] (0:11.78)	0:23.92 [5] (0:11.89)	0:12.03 [1] (0:12.03)	1:56.79		0:35.70
2	8	IDLING BY Jai Williams	7	64.0 1800m	0:08.42 Overall	0:36.67 [4] (0:11.78)	0:24.89 [4] (0:12.23)	0:12.66 [3] (0:12.66)	4.8L		0:36.67 -13
3	7	OSAKA MISS Stacey Callow	4	64.9 1800m	0:09.05 Overall	0:36.64 [7] (0:11.89)	0:24.75 [7] (0:12.20)	0:12.55 [5] (0:12.55)	6.3L		0:36.64 -8
4	5	SIR ZINO Ryan Wiggins	1	64.2 600m	0:08.35 Overall	0:37.24 [3] (0:11.81)	0:25.43 [3] (0:12.44)	0:12.99 [2] (0:12.99)	6.4L		0:37.24 -11
5	1	SHADYVALE STORM Emily Lang	6	69.1 1800m	0:08.02 Overall	0:39.04 [1] (0:12.41)	0:26.63 [1] (0:13.18)	0:13.45 [4] (0:13.45)	9.9L		0:39.04 -1
6	6	BEFOREHAND Scott Galloway	3	62.2 1800m	0:08.49 Overall	0:38.43 [5] (0:12.02)	0:26.41 [6] (0:12.79)	0:13.62 [6] (0:13.62)	15.2L		0:38.43 -13
7	3	WONFORWAZZA Michael Cahill	2	67.6 1800m	0:08.17 Overall	0:42.44 [2] (0:12.85)	0:29.59 [2] (0:14.08)	0:15.51 [7] (0:15.51)	30L		0:42.44 -4
8	4	BLUE SWIMMER Micheal Hellyer	5	64.1 1800m	0:08.23 Overall	0:43.29 [8] (0:13.26)	0:30.03 [8] (0:14.35)	0:15.68 [8] (0:15.68)	45.5L		0:43.29 +3

[] Ranking at each section and finish
 -:-:- No data available at this section
 NA No data available

SCN Saddle cloth number
 DNF Did not finish
 DNT Did not track



Horse/Jockey Name	Unzaga
Final Rank	1
Fastest Section Time (Section)	0:08.58 (Overall)
Top Speed [km/h] (Section)	64.9 (1800m)
Race State	Finished



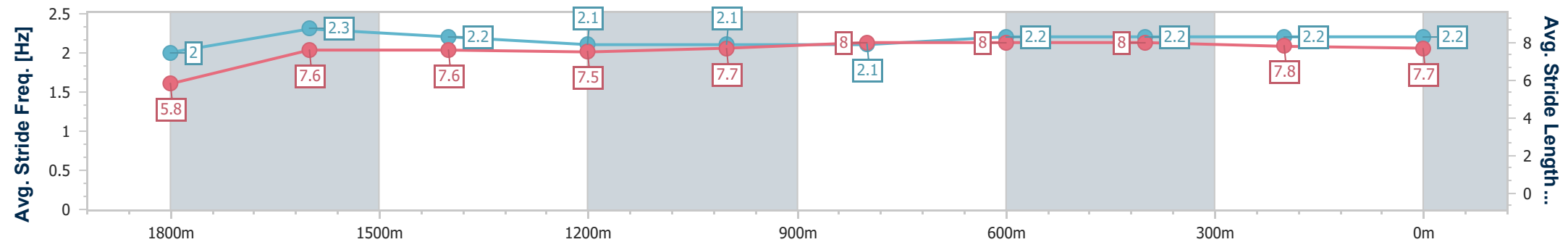
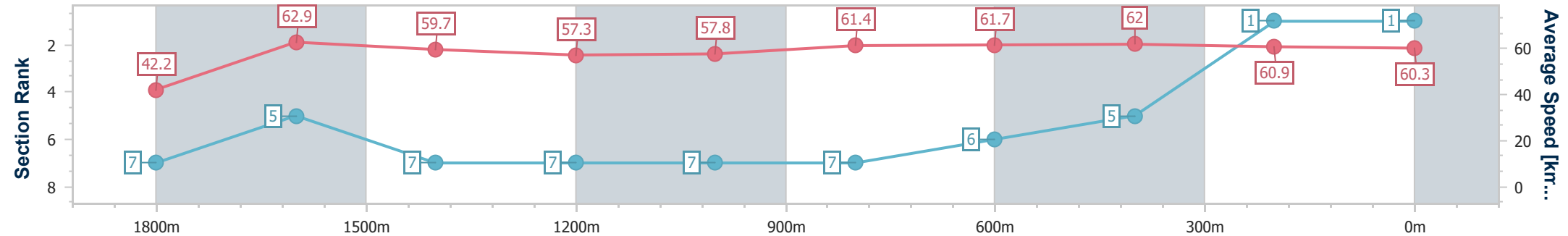
Aquis Park Gold Coast Poly QLD Professional
 Race 4: COLLAS MORO ROSS BENCHMARK 60 Handicap - 1900m



28 October 2023 - 15:29

Track Rating: Synthetic, Weather: Overcast, Rail Position: True

Section	Overall	1800m	1600m	1400m	1200m	1000m	800m	600m	400m	200m
Section Times	1:56.79 [1] (0:08.58)	1:48.21 [7] (0:11.55)	1:36.66 [5] (0:12.19)	1:24.47 [7] (0:12.73)	1:11.74 [7] (0:12.46)	0:59.28 [7] (0:11.79)	0:47.49 [7] (0:11.79)	0:35.70 [6] (0:11.78)	0:23.92 [5] (0:11.89)	0:12.03 [1] (0:12.03)
Average Speed [km/h]	42.2	62.9	59.7	57.3	57.8	61.4	61.7	62.0	60.9	60.3
Top Speed [km/h]	58.6	64.9	60.7	59.4	59.3	62.6	62.4	62.3	61.6	61.1
Avg. Dist. to Rail [m]	6.3	2.5	3.1	2.2	2.1	2.0	2.1	2.6	5.3	6.3
Avg. Stride Freq. [Hz]	2.0	2.3	2.2	2.1	2.1	2.1	2.2	2.2	2.2	2.2
Avg. Stride Length [m]	5.8	7.6	7.6	7.5	7.7	8.0	8.0	8.0	7.8	7.7



- [] Ranking at each section and finish
- .-.- No data available at this section
- NA No data available



Horse/Jockey Name	Idling By
Final Rank	2
Fastest Section Time (Section)	0:08.42 (Overall)
Top Speed [km/h] (Section)	64.0 (1800m)
Race State	Finished



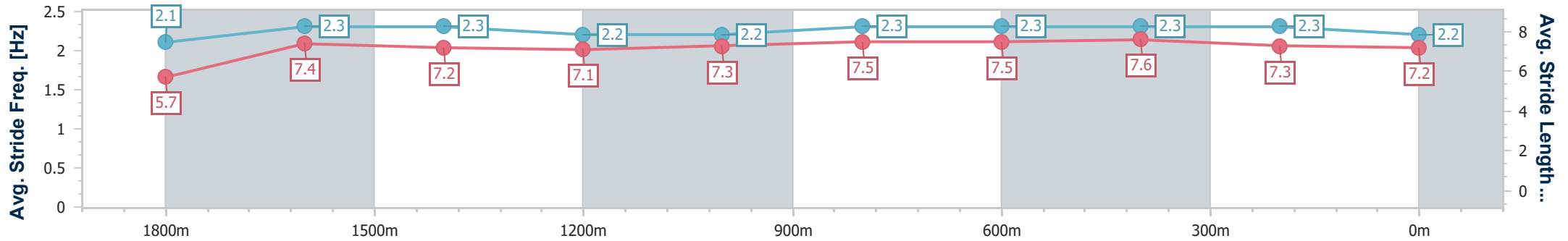
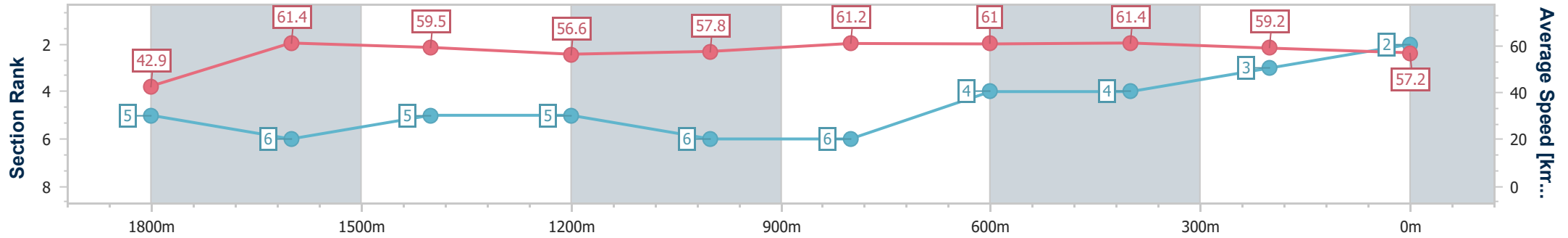
Aquis Park Gold Coast Poly QLD Professional
Race 4: COLLAS MORO ROSS BENCHMARK 60 Handicap - 1900m



28 October 2023 - 15:29

Track Rating: Synthetic, Weather: Overcast, Rail Position: True

Section	Overall	1800m	1600m	1400m	1200m	1000m	800m	600m	400m	200m
Section Times	1:57.61 [2] (0:08.42)	1:49.19 [5] (0:11.73)	1:37.46 [6] (0:12.05)	1:25.41 [5] (0:12.58)	1:12.83 [5] (0:12.42)	1:00.41 [6] (0:11.80)	0:48.61 [6] (0:11.94)	0:36.67 [4] (0:11.78)	0:24.89 [4] (0:12.23)	0:12.66 [3] (0:12.66)
Average Speed [km/h]	42.9	61.4	59.5	56.6	57.8	61.2	61.0	61.4	59.2	57.2
Top Speed [km/h]	59.3	64.0	61.6	58.2	59.2	62.4	62.8	62.9	59.7	58.8
Avg. Dist. to Rail [m]	5.8	1.8	1.0	1.5	0.6	1.4	1.8	1.2	3.2	5.2
Avg. Stride Freq. [Hz]	2.1	2.3	2.3	2.2	2.2	2.3	2.3	2.3	2.3	2.2
Avg. Stride Length [m]	5.7	7.4	7.2	7.1	7.3	7.5	7.5	7.6	7.3	7.2



- [] Ranking at each section and finish
- .-.- No data available at this section
- NA No data available



Horse/Jockey Name	Osaka Miss
Final Rank	3
Fastest Section Time (Section)	0:09.05 (Overall)
Top Speed [km/h] (Section)	64.9 (1800m)
Race State	Finished



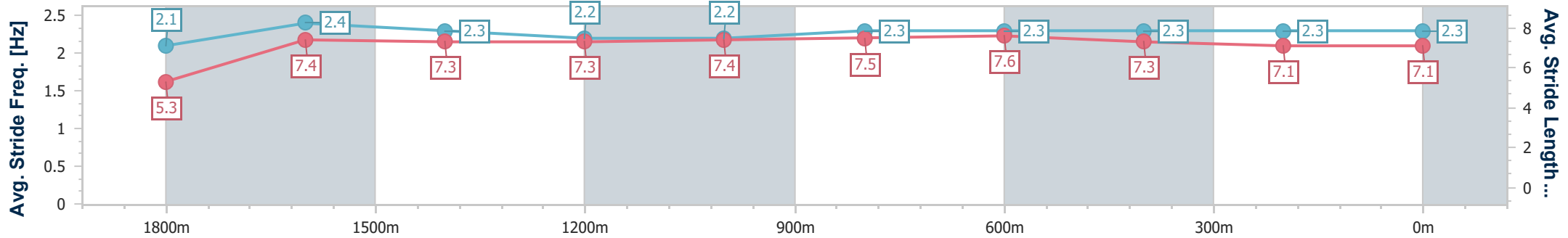
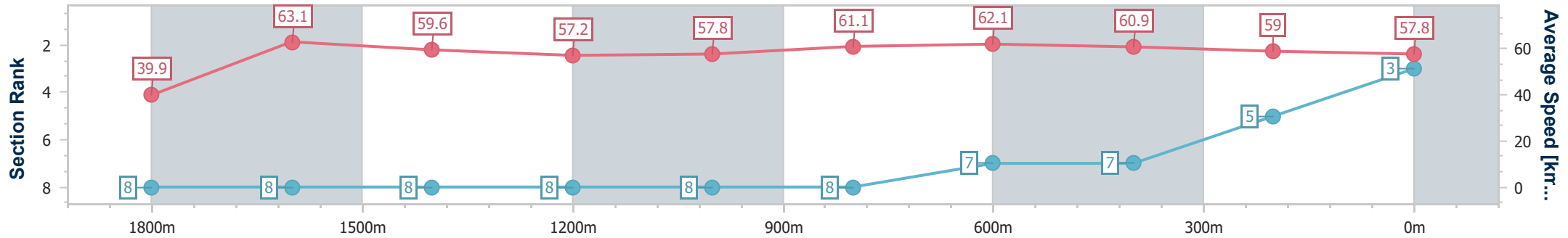
Aquis Park Gold Coast Poly QLD Professional
Race 4: COLLAS MORO ROSS BENCHMARK 60 Handicap - 1900m



28 October 2023 - 15:29

Track Rating: Synthetic, Weather: Overcast, Rail Position: True

Section	Overall	1800m	1600m	1400m	1200m	1000m	800m	600m	400m	200m
Section Times	1:57.90 [3] (0:09.05)	1:48.85 [8] (0:11.40)	1:37.45 [8] (0:12.06)	1:25.39 [8] (0:12.64)	1:12.75 [8] (0:12.47)	1:00.28 [8] (0:11.82)	0:48.46 [8] (0:11.82)	0:36.64 [7] (0:11.89)	0:24.75 [7] (0:12.20)	0:12.55 [5] (0:12.55)
Average Speed [km/h]	39.9	63.1	59.6	57.2	57.8	61.1	62.1	60.9	59.0	57.8
Top Speed [km/h]	59.0	64.9	61.4	59.1	58.5	62.8	62.6	62.5	60.1	58.5
Avg. Dist. to Rail [m]	2.9	0.9	0.6	0.6	1.4	1.6	3.2	1.7	0.2	0.7
Avg. Stride Freq. [Hz]	2.1	2.4	2.3	2.2	2.2	2.3	2.3	2.3	2.3	2.3
Avg. Stride Length [m]	5.3	7.4	7.3	7.3	7.4	7.5	7.6	7.3	7.1	7.1



- [] Ranking at each section and finish
- .-.- No data available at this section
- NA No data available



Horse/Jockey Name	Sir Zino
Final Rank	4
Fastest Section Time (Section)	0:08.35 (Overall)
Top Speed [km/h] (Section)	64.2 (600m)
Race State	Finished



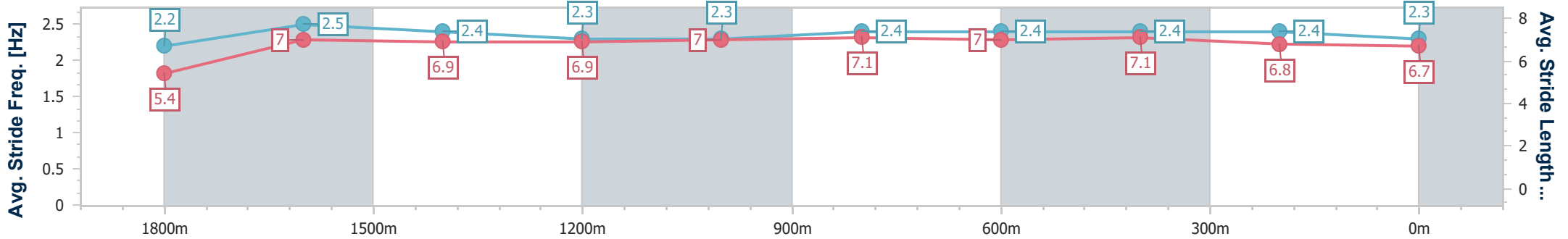
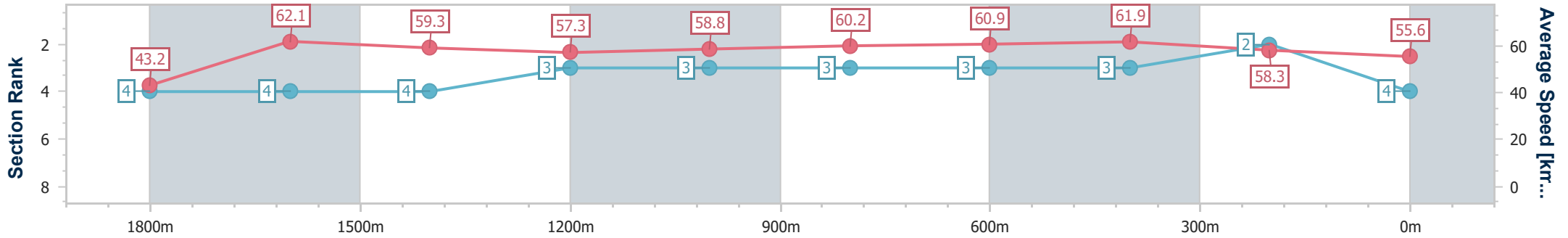
Aquis Park Gold Coast Poly QLD Professional
 Race 4: COLLAS MORO ROSS BENCHMARK 60 Handicap - 1900m



28 October 2023 - 15:29

Track Rating: Synthetic, Weather: Overcast, Rail Position: True

Section	Overall	1800m	1600m	1400m	1200m	1000m	800m	600m	400m	200m
Section Times	1:57.93 [4] (0:08.35)	1:49.58 [4] (0:11.55)	1:38.03 [4] (0:12.12)	1:25.91 [4] (0:12.51)	1:13.40 [3] (0:12.22)	1:01.18 [3] (0:12.04)	0:49.14 [3] (0:11.90)	0:37.24 [3] (0:11.81)	0:25.43 [3] (0:12.44)	0:12.99 [2] (0:12.99)
Average Speed [km/h]	43.2	62.1	59.3	57.3	58.8	60.2	60.9	61.9	58.3	55.6
Top Speed [km/h]	60.6	63.3	60.2	59.2	59.6	61.0	63.7	64.2	59.3	57.8
Avg. Dist. to Rail [m]	0.6	0.2	0.5	0.9	0.3	0.9	1.9	3.0	2.6	3.4
Avg. Stride Freq. [Hz]	2.2	2.5	2.4	2.3	2.3	2.4	2.4	2.4	2.4	2.3
Avg. Stride Length [m]	5.4	7.0	6.9	6.9	7.0	7.1	7.0	7.1	6.8	6.7



- [] Ranking at each section and finish
- .-.- No data available at this section
- NA No data available



Horse/Jockey Name	Shadyvale Storm
Final Rank	5
Fastest Section Time (Section)	0:08.02 (Overall)
Top Speed [km/h] (Section)	69.1 (1800m)
Race State	Finished



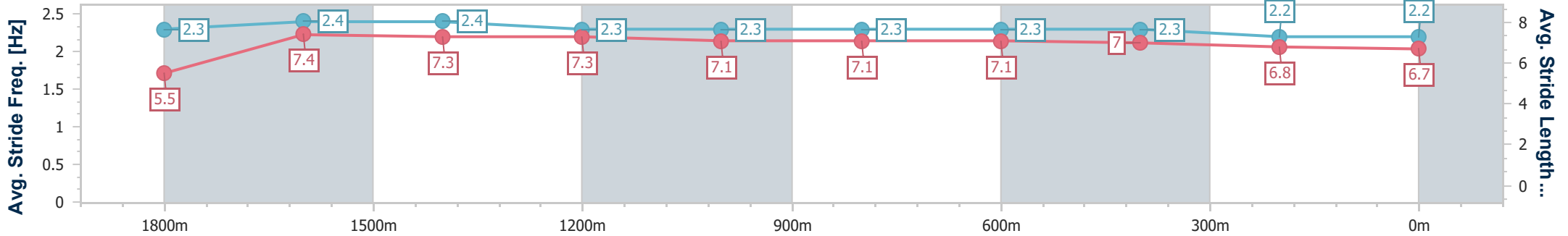
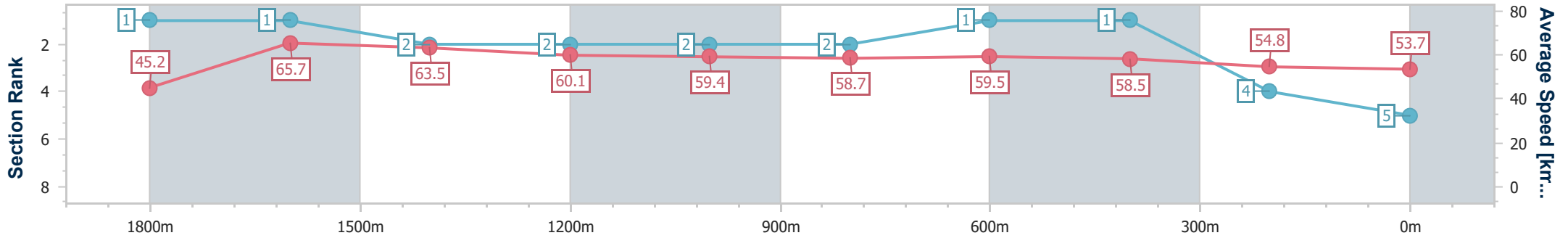
Aquis Park Gold Coast Poly QLD Professional
Race 4: COLLAS MORO ROSS BENCHMARK 60 Handicap - 1900m



28 October 2023 - 15:29

Track Rating: Synthetic, Weather: Overcast, Rail Position: True

Section	Overall	1800m	1600m	1400m	1200m	1000m	800m	600m	400m	200m
Section Times	1:58.54 [5] (0:08.02)	1:50.52 [1] (0:11.02)	1:39.50 [1] (0:11.45)	1:28.05 [2] (0:12.33)	1:15.72 [2] (0:12.10)	1:03.62 [2] (0:12.32)	0:51.30 [2] (0:12.26)	0:39.04 [1] (0:12.41)	0:26.63 [1] (0:13.18)	0:13.45 [4] (0:13.45)
Average Speed [km/h]	45.2	65.7	63.5	60.1	59.4	58.7	59.5	58.5	54.8	53.7
Top Speed [km/h]	62.7	69.1	64.3	62.8	59.7	59.1	59.9	60.1	56.1	54.8
Avg. Dist. to Rail [m]	5.3	2.3	3.4	3.5	2.2	1.8	2.0	2.0	1.3	2.6
Avg. Stride Freq. [Hz]	2.3	2.4	2.4	2.3	2.3	2.3	2.3	2.3	2.2	2.2
Avg. Stride Length [m]	5.5	7.4	7.3	7.3	7.1	7.1	7.1	7.0	6.8	6.7



- [] Ranking at each section and finish
- .-.- No data available at this section
- NA No data available



Horse/Jockey Name	Beforehand
Final Rank	6
Fastest Section Time (Section)	0:08.49 (Overall)
Top Speed [km/h] (Section)	62.2 (1800m)
Race State	Finished



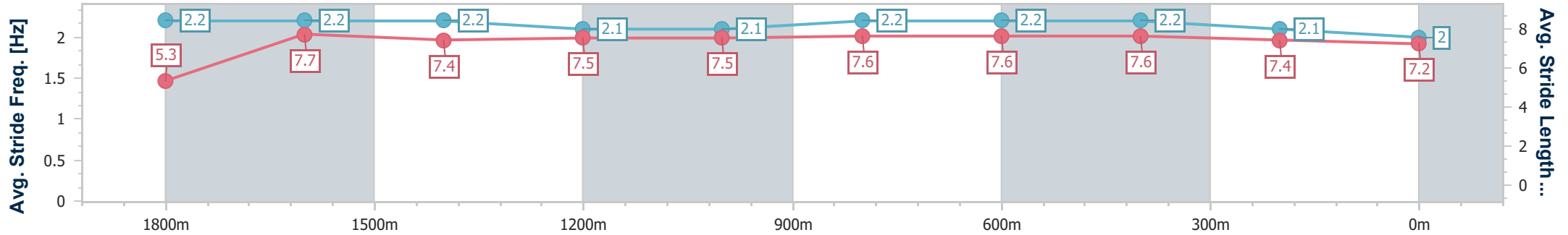
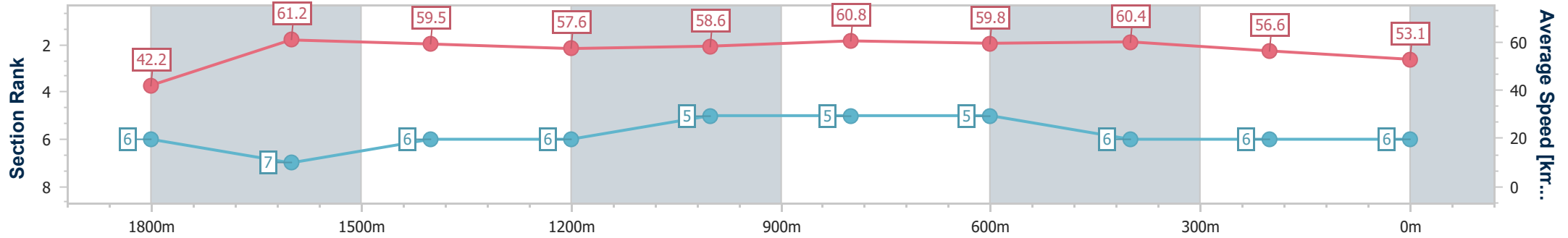
Aquis Park Gold Coast Poly QLD Professional
 Race 4: COLLAS MORO ROSS BENCHMARK 60 Handicap - 1900m



28 October 2023 - 15:29

Track Rating: Synthetic, Weather: Overcast, Rail Position: True

Section	Overall	1800m	1600m	1400m	1200m	1000m	800m	600m	400m	200m
Section Times	1:59.47 [6] (0:08.49)	1:50.98 [6] (0:11.77)	1:39.21 [7] (0:12.03)	1:27.18 [6] (0:12.53)	1:14.65 [6] (0:12.32)	1:02.33 [5] (0:11.85)	0:50.48 [5] (0:12.05)	0:38.43 [5] (0:12.02)	0:26.41 [6] (0:12.79)	0:13.62 [6] (0:13.62)
Average Speed [km/h]	42.2	61.2	59.5	57.6	58.6	60.8	59.8	60.4	56.6	53.1
Top Speed [km/h]	59.4	62.2	61.3	58.4	59.8	61.9	61.6	61.6	58.1	54.8
Avg. Dist. to Rail [m]	3.0	1.1	1.1	0.3	0.3	0.9	0.8	1.2	3.4	5.8
Avg. Stride Freq. [Hz]	2.2	2.2	2.2	2.1	2.1	2.2	2.2	2.2	2.1	2.0
Avg. Stride Length [m]	5.3	7.7	7.4	7.5	7.5	7.6	7.6	7.6	7.4	7.2



- [] Ranking at each section and finish
- .-.- No data available at this section
- NA No data available



Horse/Jockey Name	Wonforwazza
Final Rank	7
Fastest Section Time (Section)	0:08.17 (Overall)
Top Speed [km/h] (Section)	67.6 (1800m)
Race State	Finished



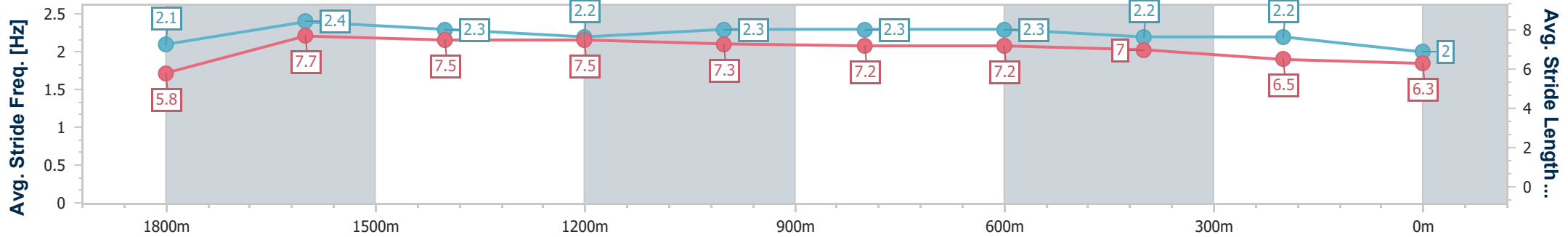
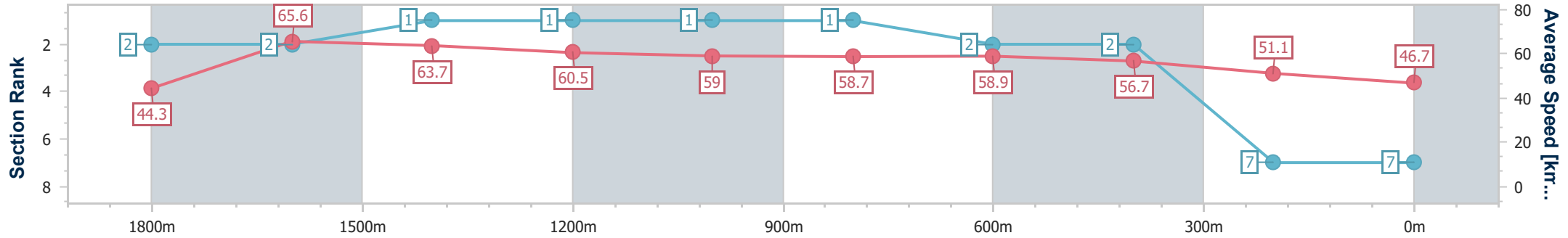
Aquis Park Gold Coast Poly QLD Professional
 Race 4: COLLAS MORO ROSS BENCHMARK 60 Handicap - 1900m



28 October 2023 - 15:29

Track Rating: Synthetic, Weather: Overcast, Rail Position: True

Section	Overall	1800m	1600m	1400m	1200m	1000m	800m	600m	400m	200m
Section Times	2:02.01 [7] (0:08.17)	1:53.84 [2] (0:10.92)	1:42.92 [2] (0:11.33)	1:31.59 [1] (0:12.23)	1:19.36 [1] (0:12.19)	1:07.17 [1] (0:12.35)	0:54.82 [1] (0:12.38)	0:42.44 [2] (0:12.85)	0:29.59 [2] (0:14.08)	0:15.51 [7] (0:15.51)
Average Speed [km/h]	44.3	65.6	63.7	60.5	59.0	58.7	58.9	56.7	51.1	46.7
Top Speed [km/h]	63.5	67.6	64.6	63.0	59.7	59.6	59.6	58.8	53.5	51.4
Avg. Dist. to Rail [m]	1.3	0.4	1.3	3.3	2.7	2.3	2.8	1.9	2.7	2.7
Avg. Stride Freq. [Hz]	2.1	2.4	2.3	2.2	2.3	2.3	2.3	2.2	2.2	2.0
Avg. Stride Length [m]	5.8	7.7	7.5	7.5	7.3	7.2	7.2	7.0	6.5	6.3



- [] Ranking at each section and finish
- .-.- No data available at this section
- NA No data available



Horse/Jockey Name	Blue Swimmer
Final Rank	8
Fastest Section Time (Section)	0:08.23 (Overall)
Top Speed [km/h] (Section)	64.1 (1800m)
Race State	Finished



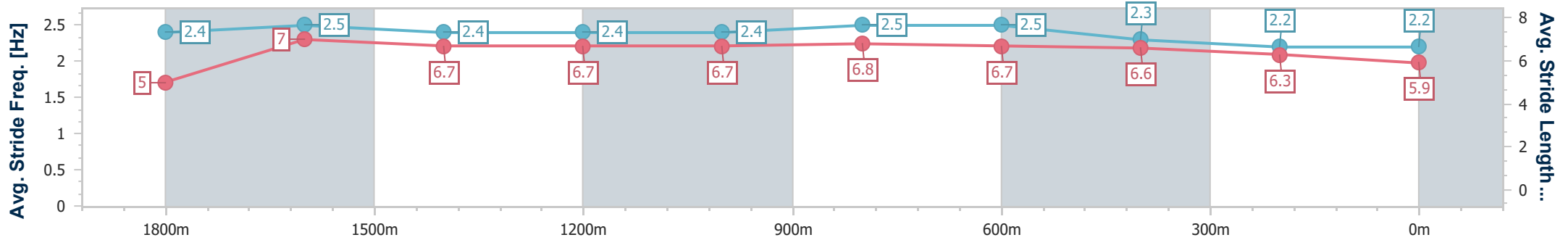
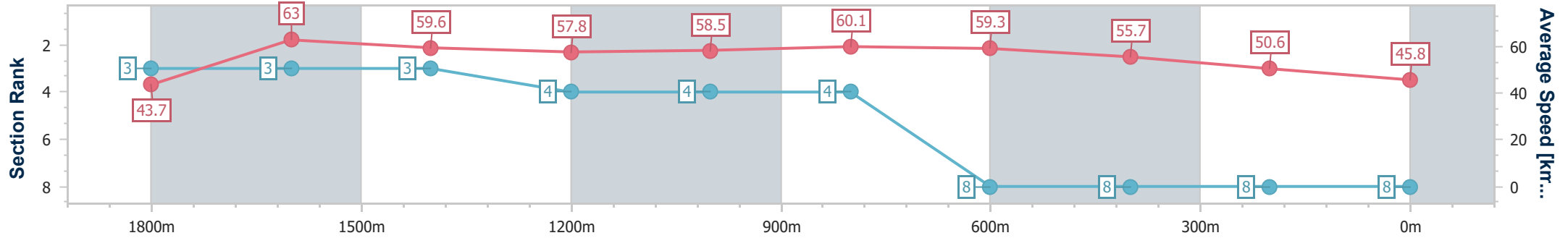
Aquis Park Gold Coast Poly QLD Professional
Race 4: COLLAS MORO ROSS BENCHMARK 60 Handicap - 1900m



28 October 2023 - 15:29

Track Rating: Synthetic, Weather: Overcast, Rail Position: True

Section	Overall	1800m	1600m	1400m	1200m	1000m	800m	600m	400m	200m
Section Times	2:04.66 [8] (0:08.23)	1:56.43 [3] (0:11.49)	1:44.94 [3] (0:12.18)	1:32.76 [3] (0:12.64)	1:20.12 [4] (0:12.31)	1:07.81 [4] (0:12.10)	0:55.71 [4] (0:12.42)	0:43.29 [8] (0:13.26)	0:30.03 [8] (0:14.35)	0:15.68 [8] (0:15.68)
Average Speed [km/h]	43.7	63.0	59.6	57.8	58.5	60.1	59.3	55.7	50.6	45.8
Top Speed [km/h]	61.7	64.1	60.6	58.4	59.8	60.5	60.3	58.8	52.0	49.3
Avg. Dist. to Rail [m]	4.7	2.1	2.4	2.1	2.1	2.4	4.8	5.2	3.4	1.7
Avg. Stride Freq. [Hz]	2.4	2.5	2.4	2.4	2.4	2.5	2.5	2.3	2.2	2.2
Avg. Stride Length [m]	5.0	7.0	6.7	6.7	6.7	6.8	6.7	6.6	6.3	5.9



- [] Ranking at each section and finish
- .-.- No data available at this section
- NA No data available