



Aquis Park Gold Coast Poly QLD Professional

Race 2: SCOTPAC Class 1 Plate - 1540m

28 October 2023 - 14:14



Track Rating: Synthetic, Weather: Overcast, Rail Position: True

Section	Overall	1400m	1200m	1000m	800m	600m	400m	Last 600m						
Field Times	1:35.08 (0:10.85)	1:24.23 (0:12.32)	1:11.91 (0:12.77)	0:59.14 (0:12.34)	0:46.80 (0:11.80)	0:35.00 (0:11.51)	0:23.49 (0:11.62)	0:35.00						
Rank	TAB	Horse/Jockey	Barrier	Top Speed [km/h]	Fastest Section								Distance Travelled [m]	
1	2	CUE TO CONQUER Jai Williams	6	64.4 400m	0:11.00 Overall	1:35.08 [1] (0:11.00)	1:24.08 [3] (0:12.59)	1:11.49 [3] (0:12.79)	0:58.70 [3] (0:12.22)	0:46.48 [3] (0:11.68)	0:34.80 [3] (0:11.49)	0:23.31 [3] (0:11.58)	0:34.80	
2	1	BRINGME Sariah Champkin	3	63.8 600m	0:10.85 Overall	1:35.22 [2] (0:10.85)	1:24.37 [1] (0:12.57)	1:11.80 [2] (0:12.59)	0:59.21 [2] (0:12.29)	0:46.92 [2] (0:11.79)	0:35.13 [2] (0:11.51)	0:23.62 [2] (0:11.65)	0:35.13	+4
3	7	SEEKING GUIDANCE Micheal Hellyer	9	63.7 600m	0:10.98 Overall	1:35.50 [3] (0:10.98)	1:24.52 [2] (0:12.19)	1:12.33 [1] (0:12.77)	0:59.56 [1] (0:12.34)	0:47.22 [1] (0:11.80)	0:35.42 [1] (0:11.51)	0:23.91 [1] (0:11.62)	0:35.42	+0
4	6	SADDLES Emily Lang	8	65.7 600m	0:11.23 Overall	1:35.66 [4] (0:11.23)	1:24.43 [6] (0:12.93)	1:11.50 [7] (0:12.83)	0:58.67 [7] (0:12.63)	0:46.04 [7] (0:11.58)	0:34.46 [7] (0:11.30)	0:23.16 [6] (0:11.41)	0:34.46	+9
5	8	NGOZI Stacey Callow	4	65.2 600m	0:11.15 Overall	1:36.53 [5] (0:11.15)	1:25.38 [5] (0:12.78)	1:12.60 [6] (0:12.83)	0:59.77 [6] (0:12.56)	0:47.21 [6] (0:11.83)	0:35.38 [6] (0:11.54)	0:23.84 [7] (0:11.95)	0:35.38	+4
6	4	NOT A FAT BOY Micheal McDonald	1	64.3 600m	0:11.24 Overall	1:36.68 [6] (0:11.24)	1:25.44 [7] (0:12.69)	1:12.75 [5] (0:12.62)	1:00.13 [4] (0:12.42)	0:47.71 [4] (0:11.81)	0:35.90 [5] (0:11.58)	0:24.32 [4] (0:12.00)	0:35.90	+1
7	3	LEINSTER Craig Robertson	7	64.0 800m	0:11.07 Overall	1:36.74 [7] (0:11.07)	1:25.67 [4] (0:12.72)	1:12.95 [4] (0:12.81)	1:00.14 [5] (0:12.38)	0:47.76 [5] (0:11.70)	0:36.06 [4] (0:11.74)	0:24.32 [5] (0:12.01)	0:36.06	+6

Scratched: Belphegor (#9), Run Rampant (#5)

[] Ranking at each section and finish
 -:-:- No data available at this section
 NA No data available

SCN Saddle cloth number
 DNF Did not finish
 DNT Did not track



Aquis Park Gold Coast Poly QLD Professional

Race 2: SCOTPAC Class 1 Plate - 1540m

28 October 2023 - 14:14



Track Rating: Synthetic, Weather: Overcast, Rail Position: True

Section							200m			Last 600m
Field Times							0:11.87			0:35.00
Rank	TAB	Horse/Jockey	Barrier	Top Speed [km/h]	Fastest Section	Margin				
1	2	CUE TO CONQUER Jai Williams	6	64.4 400m	0:11.00 Overall	0:11.73 [3] (0:11.73)	1:35.08			0:34.80
2	1	BRINGME Sariah Champkin	3	63.8 600m	0:10.85 Overall	0:11.97 [2] (0:11.97)	0.8L			0:35.13 +4
3	7	SEEKING GUIDANCE Micheal Hellyer	9	63.7 600m	0:10.98 Overall	0:12.29 [1] (0:12.29)	2.3L			0:35.42 +0
4	6	SADDLES Emily Lang	8	65.7 600m	0:11.23 Overall	0:11.75 [4] (0:11.75)	3.1L			0:34.46 +9
5	8	NGOZI Stacey Callow	4	65.2 600m	0:11.15 Overall	0:11.89 [7] (0:11.89)	8.1L			0:35.38 +4
6	4	NOT A FAT BOY Micheal McDonald	1	64.3 600m	0:11.24 Overall	0:12.32 [5] (0:12.32)	8.9L			0:35.90 +1
7	3	LEINSTER Craig Robertson	7	64.0 800m	0:11.07 Overall	0:12.31 [6] (0:12.31)	9.2L			0:36.06 +6

Scratched: Belphegor (#9), Run Rampant (#5)



Horse/Jockey Name	Cue To Conquer
Final Rank	1
Fastest Section Time (Section)	0:11.00 (Overall)
Top Speed [km/h] (Section)	64.4 (400m)
Race State	Finished



Aquis Park Gold Coast Poly QLD Professional

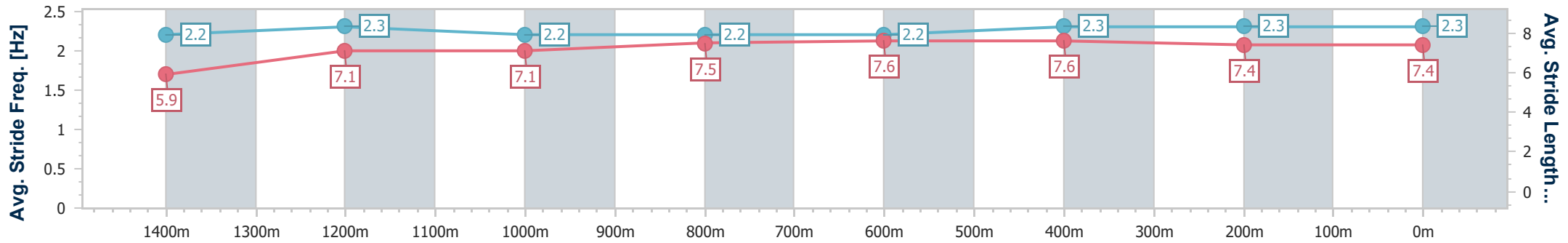
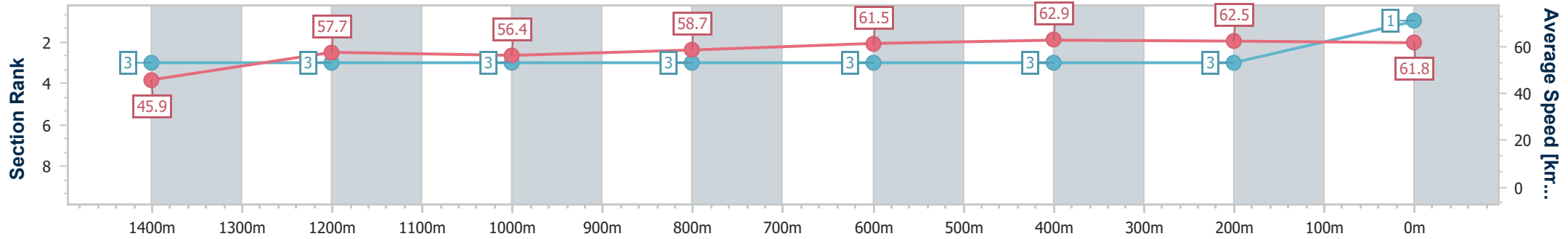
Race 2: SCOTPAC Class 1 Plate - 1540m

28 October 2023 - 14:14

Track Rating: Synthetic, Weather: Overcast, Rail Position: True



Section	Overall	1400m	1200m	1000m	800m	600m	400m	200m
Section Times	1:35.08 [1] (0:11.00)	1:24.08 [3] (0:12.59)	1:11.49 [3] (0:12.79)	0:58.70 [3] (0:12.22)	0:46.48 [3] (0:11.68)	0:34.80 [3] (0:11.49)	0:23.31 [3] (0:11.58)	0:11.73 [3] (0:11.73)
Average Speed [km/h]	45.9	57.7	56.4	58.7	61.5	62.9	62.5	61.8
Top Speed [km/h]	57.6	58.1	57.5	60.6	62.7	64.1	64.4	63.4
Avg. Dist. to Rail [m]	5.0	1.0	0.8	0.4	0.6	0.7	3.8	4.8
Avg. Stride Freq. [Hz]	2.2	2.3	2.2	2.2	2.2	2.3	2.3	2.3
Avg. Stride Length [m]	5.9	7.1	7.1	7.5	7.6	7.6	7.4	7.4



- [] Ranking at each section and finish
- .-.- No data available at this section
- NA No data available



Horse/Jockey Name	Bringme
Final Rank	2
Fastest Section Time (Section)	0:10.85 (Overall)
Top Speed [km/h] (Section)	63.8 (600m)
Race State	Finished



Aquis Park Gold Coast Poly QLD Professional

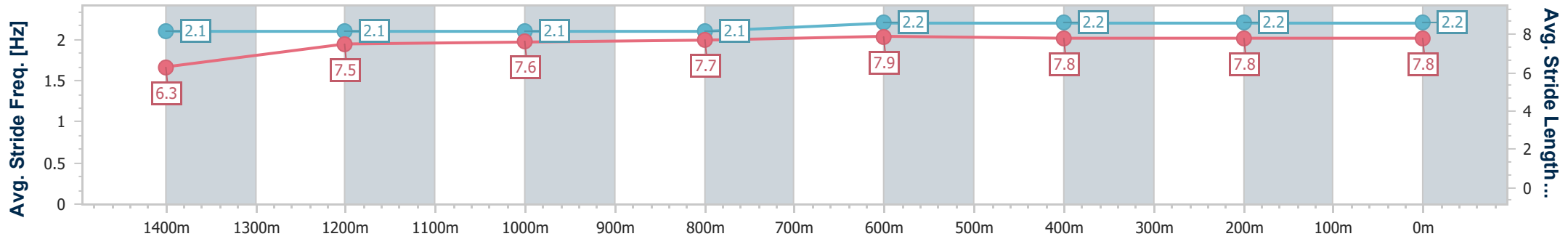
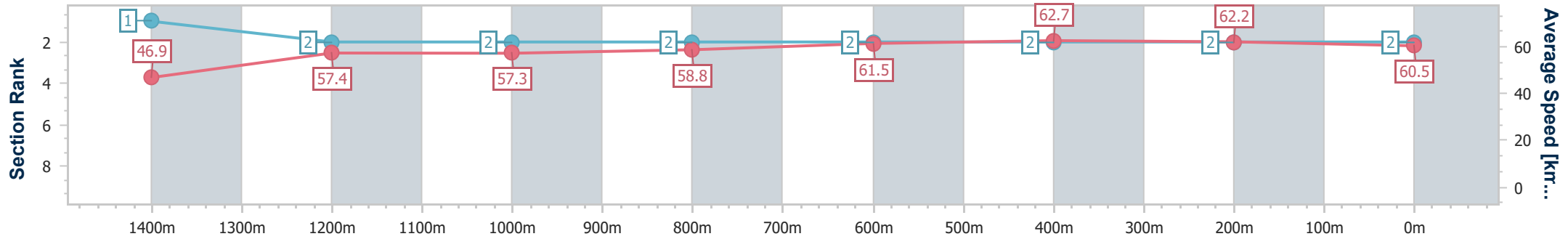
Race 2: SCOTPAC Class 1 Plate - 1540m

28 October 2023 - 14:14

Track Rating: Synthetic, Weather: Overcast, Rail Position: True



Section	Overall	1400m	1200m	1000m	800m	600m	400m	200m
Section Times	1:35.22 [2] (0:10.85)	1:24.37 [1] (0:12.57)	1:11.80 [2] (0:12.59)	0:59.21 [2] (0:12.29)	0:46.92 [2] (0:11.79)	0:35.13 [2] (0:11.51)	0:23.62 [2] (0:11.65)	0:11.97 [2] (0:11.97)
Average Speed [km/h]	46.9	57.4	57.3	58.8	61.5	62.7	62.2	60.5
Top Speed [km/h]	57.7	58.8	58.9	59.5	62.6	63.8	62.5	61.9
Avg. Dist. to Rail [m]	2.9	0.7	1.4	1.3	1.3	1.2	1.5	2.8
Avg. Stride Freq. [Hz]	2.1	2.1	2.1	2.1	2.2	2.2	2.2	2.2
Avg. Stride Length [m]	6.3	7.5	7.6	7.7	7.9	7.8	7.8	7.8



- [] Ranking at each section and finish
- .-.- No data available at this section
- NA No data available



Horse/Jockey Name	Seeking Guidance
Final Rank	3
Fastest Section Time (Section)	0:10.98 (Overall)
Top Speed [km/h] (Section)	63.7 (600m)
Race State	Finished



Aquis Park Gold Coast Poly QLD Professional

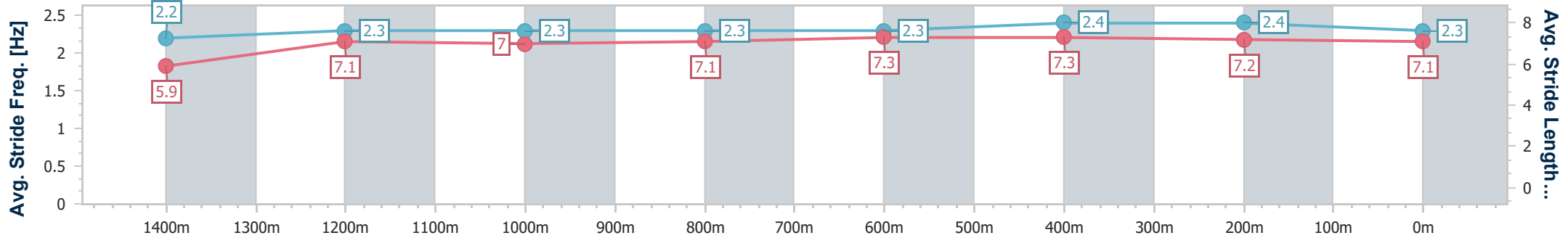
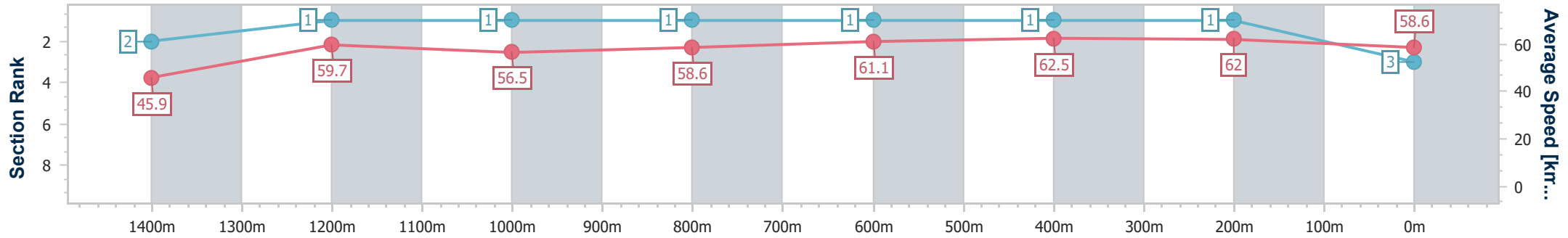
Race 2: SCOTPAC Class 1 Plate - 1540m

28 October 2023 - 14:14

Track Rating: Synthetic, Weather: Overcast, Rail Position: True



Section	Overall	1400m	1200m	1000m	800m	600m	400m	200m
Section Times	1:35.50 [3] (0:10.98)	1:24.52 [2] (0:12.19)	1:12.33 [1] (0:12.77)	0:59.56 [1] (0:12.34)	0:47.22 [1] (0:11.80)	0:35.42 [1] (0:11.51)	0:23.91 [1] (0:11.62)	0:12.29 [1] (0:12.29)
Average Speed [km/h]	45.9	59.7	56.5	58.6	61.1	62.5	62.0	58.6
Top Speed [km/h]	60.2	60.7	57.1	59.7	62.4	63.7	62.4	61.1
Avg. Dist. to Rail [m]	8.3	1.2	0.4	0.8	0.6	0.4	1.1	2.2
Avg. Stride Freq. [Hz]	2.2	2.3	2.3	2.3	2.3	2.4	2.4	2.3
Avg. Stride Length [m]	5.9	7.1	7.0	7.1	7.3	7.3	7.2	7.1



- [] Ranking at each section and finish
- .-.-.- No data available at this section
- NA No data available



Horse/Jockey Name	Saddles
Final Rank	4
Fastest Section Time (Section)	0:11.23 (Overall)
Top Speed [km/h] (Section)	65.7 (600m)
Race State	Finished



Aquis Park Gold Coast Poly QLD Professional

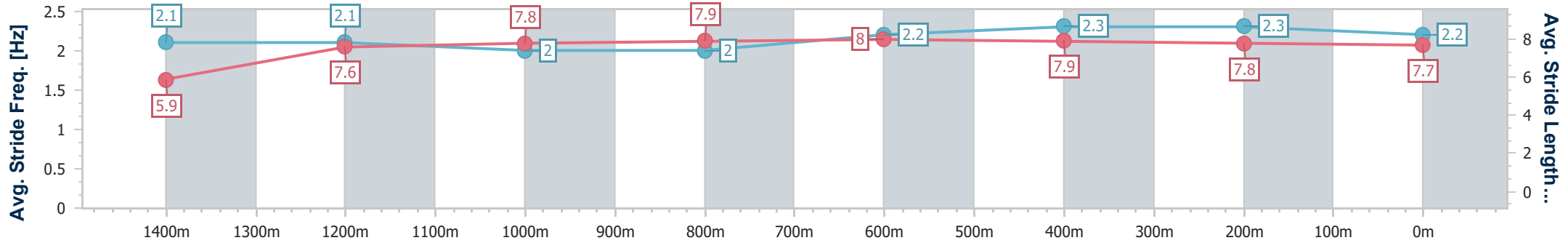
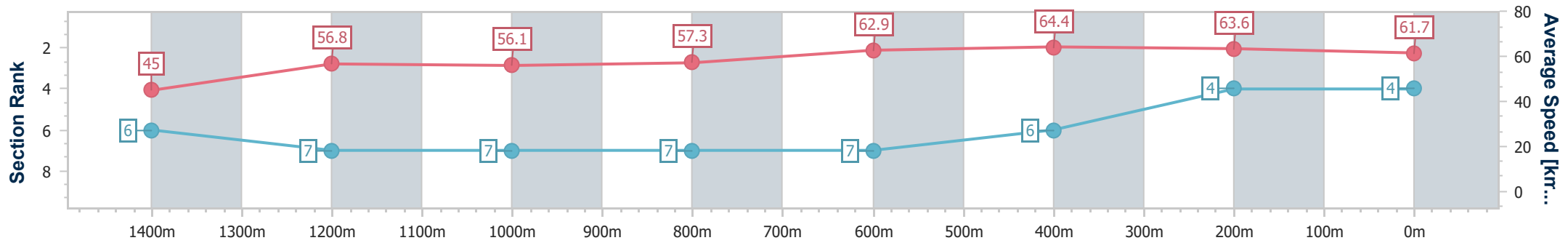
Race 2: SCOTPAC Class 1 Plate - 1540m

28 October 2023 - 14:14

Track Rating: Synthetic, Weather: Overcast, Rail Position: True



Section	Overall	1400m	1200m	1000m	800m	600m	400m	200m
Section Times	1:35.66 [4] (0:11.23)	1:24.43 [6] (0:12.93)	1:11.50 [7] (0:12.83)	0:58.67 [7] (0:12.63)	0:46.04 [7] (0:11.58)	0:34.46 [7] (0:11.30)	0:23.16 [6] (0:11.41)	0:11.75 [4]
Average Speed [km/h]	45.0	56.8	56.1	57.3	62.9	64.4	63.6	61.7
Top Speed [km/h]	56.8	57.9	57.7	61.4	65.1	65.7	64.2	63.3
Avg. Dist. to Rail [m]	7.3	2.6	2.0	1.6	2.1	2.4	5.0	6.2
Avg. Stride Freq. [Hz]	2.1	2.1	2.0	2.0	2.2	2.3	2.3	2.2
Avg. Stride Length [m]	5.9	7.6	7.8	7.9	8.0	7.9	7.8	7.7



- [] Ranking at each section and finish
- .-.- No data available at this section
- NA No data available



Horse/Jockey Name	Ngozi
Final Rank	5
Fastest Section Time (Section)	0:11.15 (Overall)
Top Speed [km/h] (Section)	65.2 (600m)
Race State	Finished



Aquis Park Gold Coast Poly QLD Professional

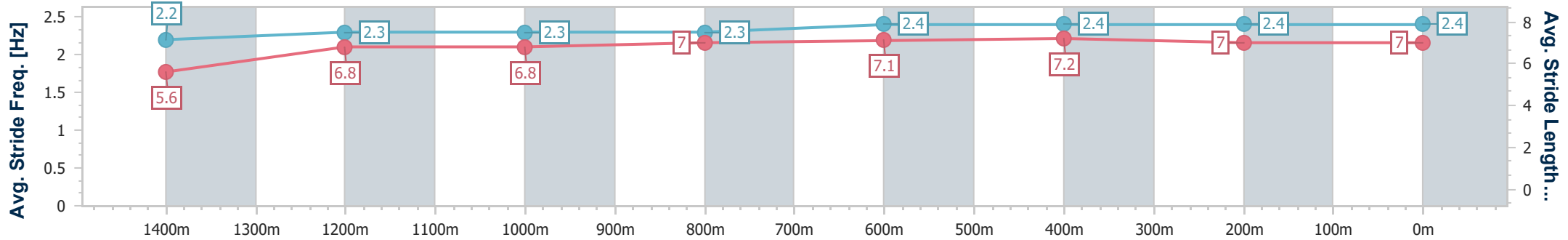
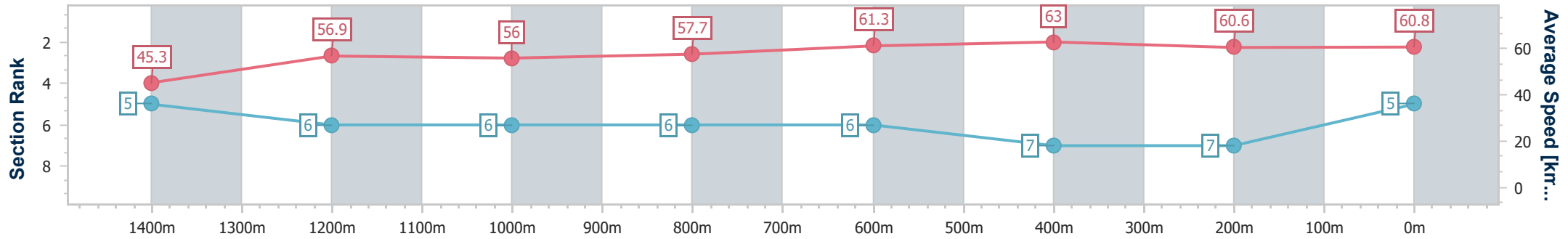
Race 2: SCOTPAC Class 1 Plate - 1540m

28 October 2023 - 14:14

Track Rating: Synthetic, Weather: Overcast, Rail Position: True



Section	Overall	1400m	1200m	1000m	800m	600m	400m	200m
Section Times	1:36.53 [5] (0:11.15)	1:25.38 [5] (0:12.78)	1:12.60 [6] (0:12.83)	0:59.77 [6] (0:12.56)	0:47.21 [6] (0:11.83)	0:35.38 [6] (0:11.54)	0:23.84 [7] (0:11.95)	0:11.89 [7]
Average Speed [km/h]	45.3	56.9	56.0	57.7	61.3	63.0	60.6	60.8
Top Speed [km/h]	57.3	57.7	57.3	60.3	63.8	65.2	61.5	61.4
Avg. Dist. to Rail [m]	4.6	1.4	1.2	1.0	1.6	2.0	4.2	6.8
Avg. Stride Freq. [Hz]	2.2	2.3	2.3	2.3	2.4	2.4	2.4	2.4
Avg. Stride Length [m]	5.6	6.8	6.8	7.0	7.1	7.2	7.0	7.0



- [] Ranking at each section and finish
- .-.- No data available at this section
- NA No data available



Horse/Jockey Name	Not A Fat Boy
Final Rank	6
Fastest Section Time (Section)	0:11.24 (Overall)
Top Speed [km/h] (Section)	64.3 (600m)
Race State	Finished



Aquis Park Gold Coast Poly QLD Professional

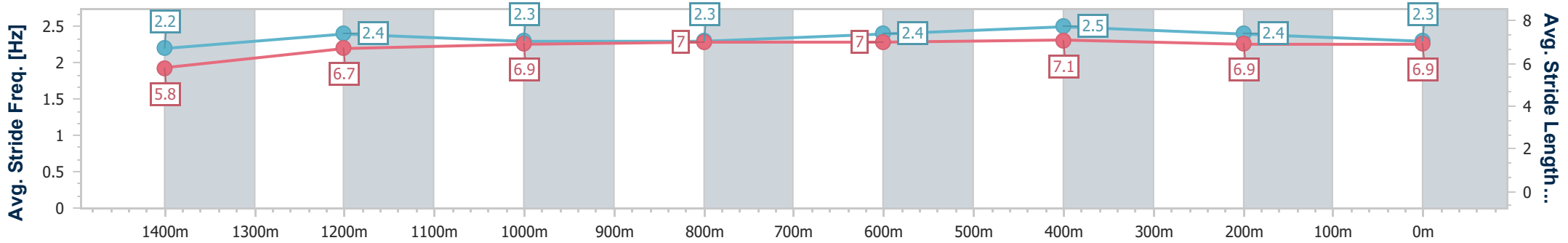
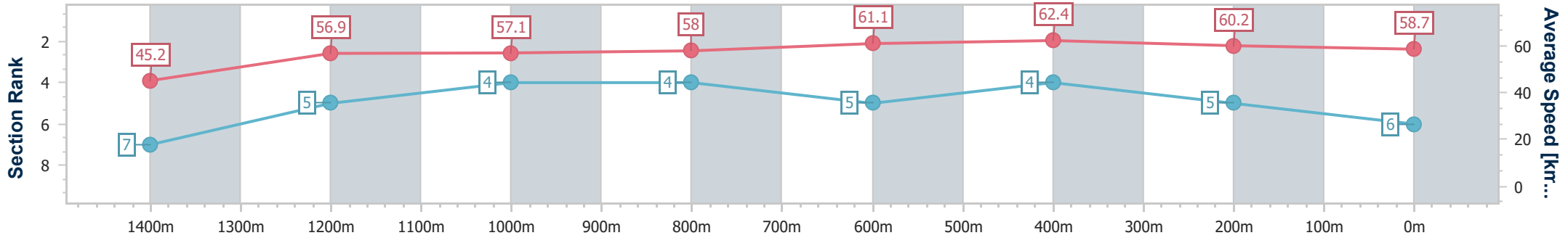
Race 2: SCOTPAC Class 1 Plate - 1540m

28 October 2023 - 14:14

Track Rating: Synthetic, Weather: Overcast, Rail Position: True



Section	Overall	1400m	1200m	1000m	800m	600m	400m	200m
Section Times	1:36.68 [6] (0:11.24)	1:25.44 [7] (0:12.69)	1:12.75 [5] (0:12.62)	1:00.13 [4] (0:12.42)	0:47.71 [4] (0:11.81)	0:35.90 [5] (0:11.58)	0:24.32 [4] (0:12.00)	0:12.32 [5] (0:12.32)
Average Speed [km/h]	45.2	56.9	57.1	58.0	61.1	62.4	60.2	58.7
Top Speed [km/h]	57.5	57.7	58.2	60.1	63.8	64.3	60.9	59.4
Avg. Dist. to Rail [m]	1.9	0.3	0.4	0.4	0.4	0.6	2.5	4.2
Avg. Stride Freq. [Hz]	2.2	2.4	2.3	2.3	2.4	2.5	2.4	2.3
Avg. Stride Length [m]	5.8	6.7	6.9	7.0	7.0	7.1	6.9	6.9



- [] Ranking at each section and finish
- .-.- No data available at this section
- NA No data available



Horse/Jockey Name	Leinster
Final Rank	7
Fastest Section Time (Section)	0:11.07 (Overall)
Top Speed [km/h] (Section)	64.0 (800m)
Race State	Finished



Aquis Park Gold Coast Poly QLD Professional

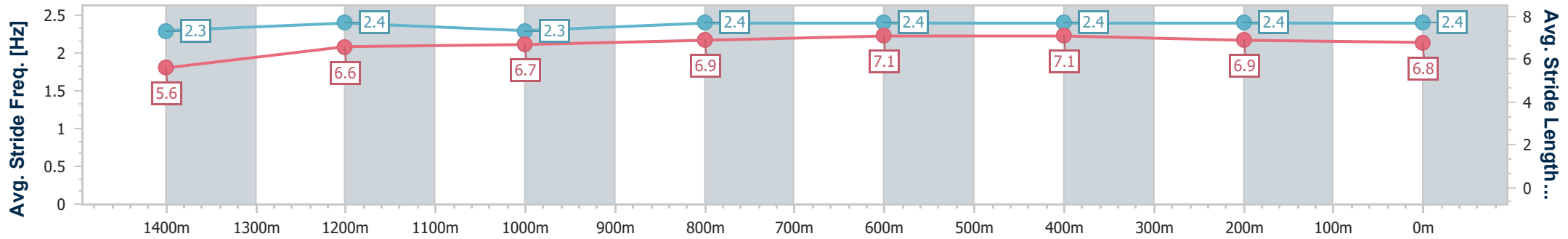
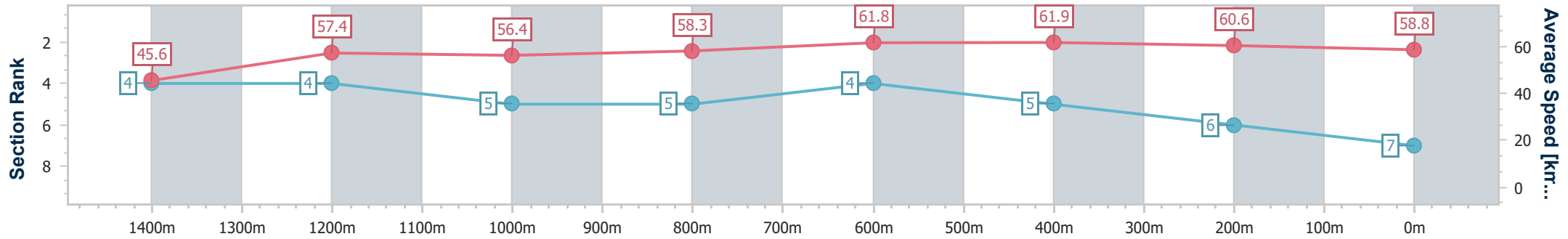
Race 2: SCOTPAC Class 1 Plate - 1540m

28 October 2023 - 14:14

Track Rating: Synthetic, Weather: Overcast, Rail Position: True



Section	Overall	1400m	1200m	1000m	800m	600m	400m	200m
Section Times	1:36.74 [7] (0:11.07)	1:25.67 [4] (0:12.72)	1:12.95 [4] (0:12.81)	1:00.14 [5] (0:12.38)	0:47.76 [5] (0:11.70)	0:36.06 [4] (0:11.74)	0:24.32 [5] (0:12.01)	0:12.31 [6] (0:12.31)
Average Speed [km/h]	45.6	57.4	56.4	58.3	61.8	61.9	60.6	58.8
Top Speed [km/h]	56.6	58.7	57.6	60.3	64.0	63.4	61.7	59.6
Avg. Dist. to Rail [m]	5.6	2.2	2.0	1.5	1.2	1.7	4.1	6.0
Avg. Stride Freq. [Hz]	2.3	2.4	2.3	2.4	2.4	2.4	2.4	2.4
Avg. Stride Length [m]	5.6	6.6	6.7	6.9	7.1	7.1	6.9	6.8



- [] Ranking at each section and finish
- .-.- No data available at this section
- NA No data available