

Track Rating: Good 4, Weather: Overcast, Rail Position: +3m

Section											Last 600m		
Field Times		Overall	800m	600m	400m	200m							
		0:58.10 (0:12.81)	0:45.29 (0:10.55)	0:34.74 (0:11.12)	0:23.62 (0:11.32)	0:12.30 (0:12.30)						0:34.74	
Rank	TAB	Horse/Jockey	Barrier	Top Speed [km/h]	Fastest Section							Margin	Distance Travelled [m]
1	10	YOU'LL BE MIST	5	69.4	0:10.71	0:58.10 [1]	0:45.11 [4]	0:34.40 [4]	0:23.32 [5]	0:12.27 [2]	0:58.10	0:34.40	
		Luke Tarrant		Overall	800m	(0:12.99)	(0:10.71)	(0:11.08)	(0:11.05)	(0:12.27)			
2	9	EXTREMIST	1	68.5	0:10.58	0:58.12 [2]	0:44.77 [8]	0:34.19 [7]	0:23.15 [8]	0:11.99 [5]	0.1L	0:34.19	-5
		Blake Spriggs		800m	800m	(0:13.35)	(0:10.58)	(0:11.04)	(0:11.16)	(0:11.99)			
3	3	SHOOTING FOR GOLD	17	69.5	0:10.75	0:58.15 [3]	0:44.60 [12]	0:33.85 [12]	0:22.82 [12]	0:11.88 [9]	0.3L	0:33.85	+4
		Justin Huxtable		800m	800m	(0:13.55)	(0:10.75)	(0:11.03)	(0:10.94)	(0:11.88)			
4	6	OSAMU	7	71.1	0:10.61	0:58.22 [4]	0:45.41 [1]	0:34.80 [3]	0:23.74 [1]	0:12.42 [1]	0.6L	0:34.80	-3
		Ben Thompson		800m	800m	(0:12.81)	(0:10.61)	(0:11.06)	(0:11.32)	(0:12.42)			
5	15	BURNISH GOLD	9	69.2	0:10.79	0:58.40 [5]	0:45.01 [10]	0:34.22 [10]	0:23.19 [10]	0:12.04 [11]	1.6L	0:34.22	+2
		Jim Byrne		Overall	800m	(0:13.39)	(0:10.79)	(0:11.03)	(0:11.15)	(0:12.04)			
6	7	WINSIDE	6	69.6	0:10.81	0:58.41 [6]	0:45.23 [6]	0:34.42 [8]	0:23.44 [7]	0:12.21 [7]	1.7L	0:34.42	-1
		Jai Williams		Overall	800m	(0:13.18)	(0:10.81)	(0:10.98)	(0:11.23)	(0:12.21)			
7	4	BONAPARTE	3	69.0	0:10.74	0:58.46 [7]	0:44.99 [11]	0:34.25 [11]	0:23.37 [9]	0:12.14 [10]	1.9L	0:34.25	-3
		Jake Bayliss		800m	800m	(0:13.47)	(0:10.74)	(0:10.88)	(0:11.23)	(0:12.14)			
8	1	HOLYFIELD	10	69.4	0:10.75	0:58.59 [8]	0:45.21 [9]	0:34.46 [9]	0:23.35 [11]	0:12.06 [12]	2.4L	0:34.46	+4
		James Orman		Overall	800m	(0:13.38)	(0:10.75)	(0:11.11)	(0:11.29)	(0:12.06)			
9	5	KING KLAUS	8	71.6	0:10.46	0:58.74 [9]	0:45.84 [2]	0:35.38 [1]	0:24.18 [2]	0:12.73 [3]	3.2L	0:35.38	+2
		Dale Smith		800m	800m	(0:12.90)	(0:10.46)	(0:11.20)	(0:11.45)	(0:12.73)			
10	2	WEONA SMARTONE	2	70.2	0:10.62	0:58.76 [10]	0:45.58 [7]	0:34.96 [6]	0:23.99 [4]	0:12.64 [4]	3.3L	0:34.96	-4
		Tiffani Brooker		800m	800m	(0:13.18)	(0:10.62)	(0:10.97)	(0:11.35)	(0:12.64)			

Scratched: Manhood (#8), Pacific Vampire (#17), American President (#16), Maximum Output (#11), Ovidius (#13)



Sunshine Coast QLD Professional
Race 5: DOUBLE R GROUP OPEN - 1000m
 27 October 2023 - 19:55



Track Rating: Good 4, Weather: Overcast, Rail Position: +3m

Section		Overall	800m	600m	400m	200m	Last 600m					
Field Times		0:58.10 (0:12.81)	0:45.29 (0:10.55)	0:34.74 (0:11.12)	0:23.62 (0:11.32)	0:12.30 (0:12.30)	0:34.74					
Rank	TAB Horse/Jockey	Barrier	Top Speed [km/h]	Fastest Section	Margin					Distance Travelled [m]		
11	12 FLAMING CONQUEST Georgina Cartwright	13	72.1 Overall	0:10.46 800m	0:59.12 [11] (0:12.95)	0:46.17 [3] (0:10.46)	0:35.71 [2] (0:11.23)	0:24.48 [3] (0:11.55)	0:12.93 [6] (0:12.93)	5.3L	0:35.71	+3
12	14 HOLD ON HONEY Kirk Matheson	4	71.7 800m	0:10.74 800m	0:59.25 [12] (0:13.01)	0:46.24 [5] (0:10.74)	0:35.50 [5] (0:11.04)	0:24.46 [6] (0:11.47)	0:12.99 [8] (0:12.99)	5.8L	0:35.50	-4

Scratched: Manhood (#8), Pacific Vampire (#17), American President (#16), Maximum Output (#11), Ovidius (#13)

[] Ranking at each section and finish
 -:-:- No data available at this section
 NA No data available

SCN Saddle cloth number
 DNF Did not finish
 DNT Did not track



Horse/Jockey Name	You'll Be Mist
Final Rank	1
Fastest Section Time (Section)	0:10.71 (800m)
Top Speed [km/h] (Section)	69.4 (Overall)
Race State	Finished



Sunshine Coast QLD Professional

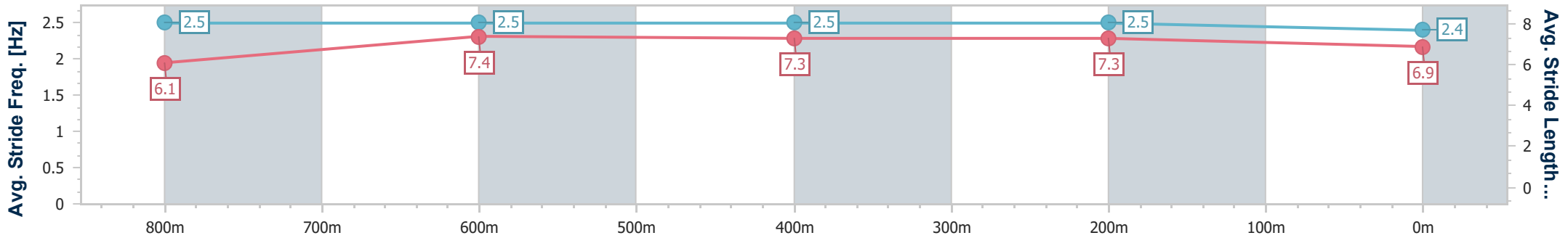
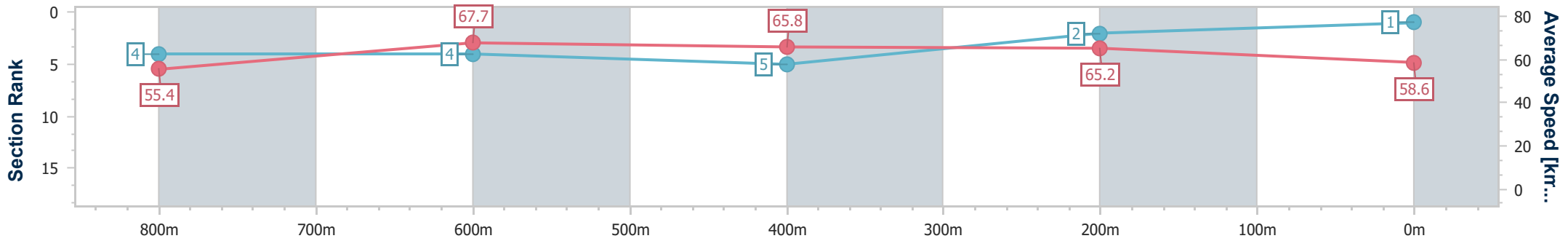
Race 5: DOUBLE R GROUP OPEN - 1000m

27 October 2023 - 19:55

Track Rating: Good 4, Weather: Overcast, Rail Position: +3m



Section	Overall	800m	600m	400m	200m
Section Times	0:58.10 [1] (0:12.99)	0:45.11 [4] (0:10.71)	0:34.40 [4] (0:11.08)	0:23.32 [5] (0:11.05)	0:12.27 [2] (0:12.27)
Average Speed [km/h]	55.4	67.7	65.8	65.2	58.6
Top Speed [km/h]	69.4	69.3	67.0	65.9	64.0
Avg. Dist. to Rail [m]	4.9	2.4	1.9	5.9	5.5
Avg. Stride Freq. [Hz]	2.5	2.5	2.5	2.5	2.4
Avg. Stride Length [m]	6.1	7.4	7.3	7.3	6.9



- [] Ranking at each section and finish
- .-.- No data available at this section
- NA No data available



Horse/Jockey Name	Extremist
Final Rank	2
Fastest Section Time (Section)	0:10.58 (800m)
Top Speed [km/h] (Section)	68.5 (800m)
Race State	Finished



Sunshine Coast QLD Professional

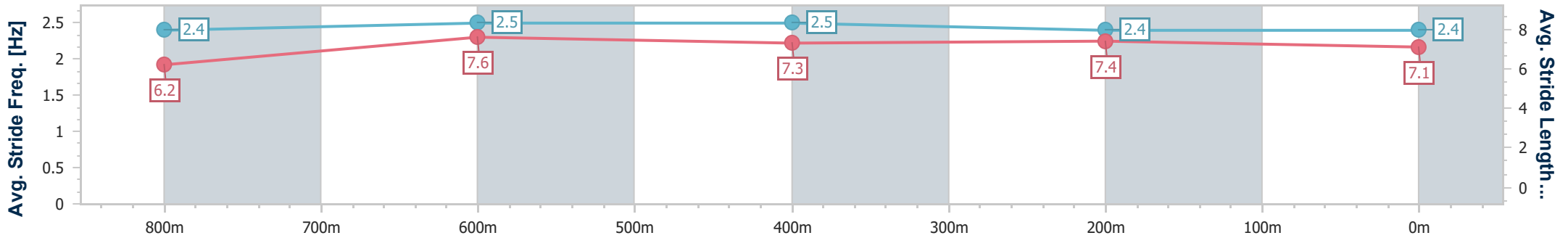
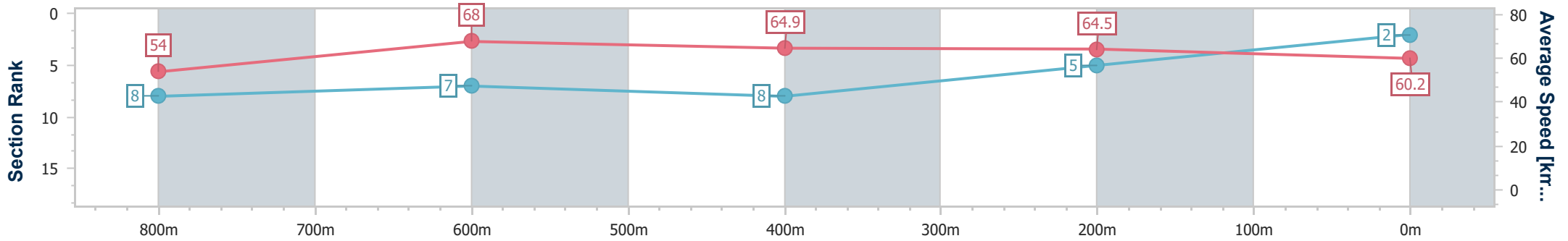
Race 5: DOUBLE R GROUP OPEN - 1000m

27 October 2023 - 19:55

Track Rating: Good 4, Weather: Overcast, Rail Position: +3m



Section	Overall	800m	600m	400m	200m
Section Times	0:58.12 [2] (0:13.35)	0:44.77 [8] (0:10.58)	0:34.19 [7] (0:11.04)	0:23.15 [8] (0:11.16)	0:11.99 [5] (0:11.99)
Average Speed [km/h]	54.0	68.0	64.9	64.5	60.2
Top Speed [km/h]	68.3	68.5	68.2	66.0	63.3
Avg. Dist. to Rail [m]	0.6	0.5	0.7	1.4	1.2
Avg. Stride Freq. [Hz]	2.4	2.5	2.5	2.4	2.4
Avg. Stride Length [m]	6.2	7.6	7.3	7.4	7.1



- [] Ranking at each section and finish
- .-.- No data available at this section
- NA No data available



Horse/Jockey Name	Shooting For Gold
Final Rank	3
Fastest Section Time (Section)	0:10.75 (800m)
Top Speed [km/h] (Section)	69.5 (800m)
Race State	Finished



Sunshine Coast QLD Professional

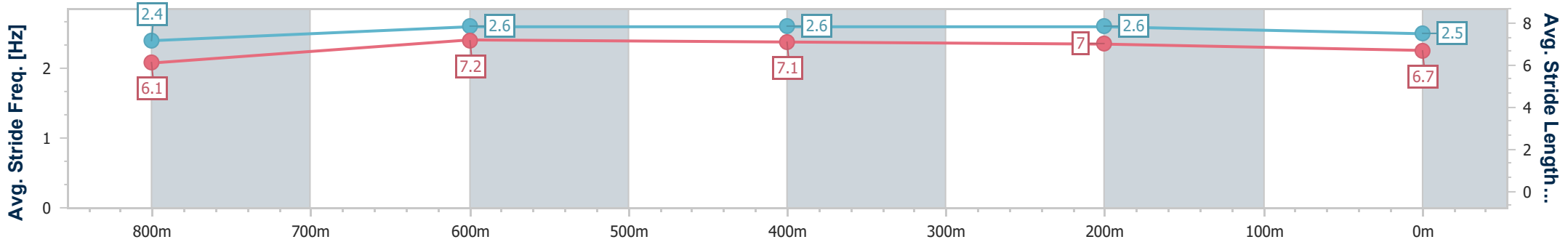
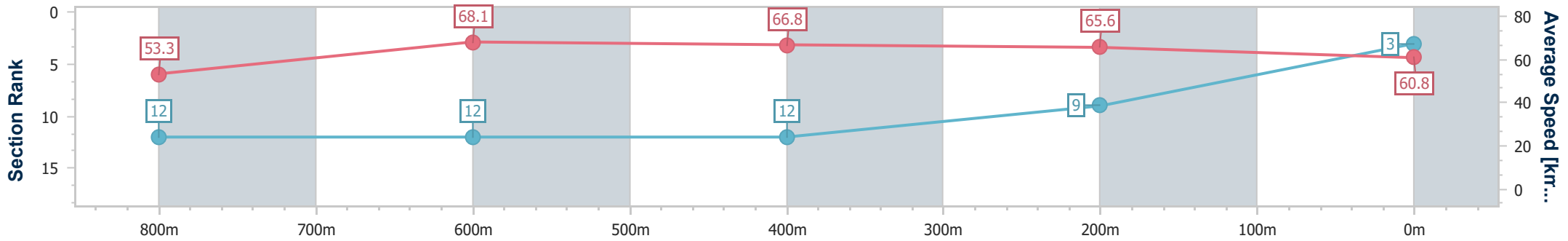
Race 5: DOUBLE R GROUP OPEN - 1000m

27 October 2023 - 19:55

Track Rating: Good 4, Weather: Overcast, Rail Position: +3m



Section	Overall	800m	600m	400m	200m
Section Times	0:58.15 [3] (0:13.55)	0:44.60 [12] (0:10.75)	0:33.85 [12] (0:11.03)	0:22.82 [12] (0:10.94)	0:11.88 [9] (0:11.88)
Average Speed [km/h]	53.3	68.1	66.8	65.6	60.8
Top Speed [km/h]	69.3	69.5	67.8	66.7	64.4
Avg. Dist. to Rail [m]	10.5	4.3	3.5	7.9	6.9
Avg. Stride Freq. [Hz]	2.4	2.6	2.6	2.6	2.5
Avg. Stride Length [m]	6.1	7.2	7.1	7.0	6.7



- [] Ranking at each section and finish
- .-.- No data available at this section
- NA No data available



Horse/Jockey Name	Osamu
Final Rank	4
Fastest Section Time (Section)	0:10.61 (800m)
Top Speed [km/h] (Section)	71.1 (800m)
Race State	Finished



Sunshine Coast QLD Professional

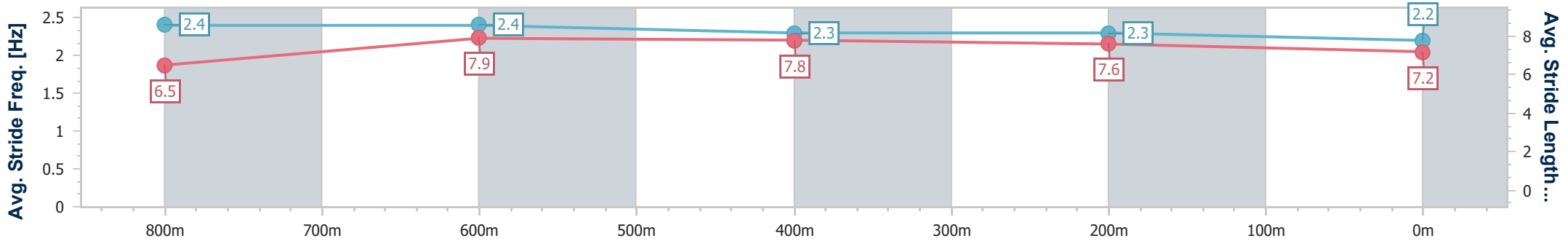
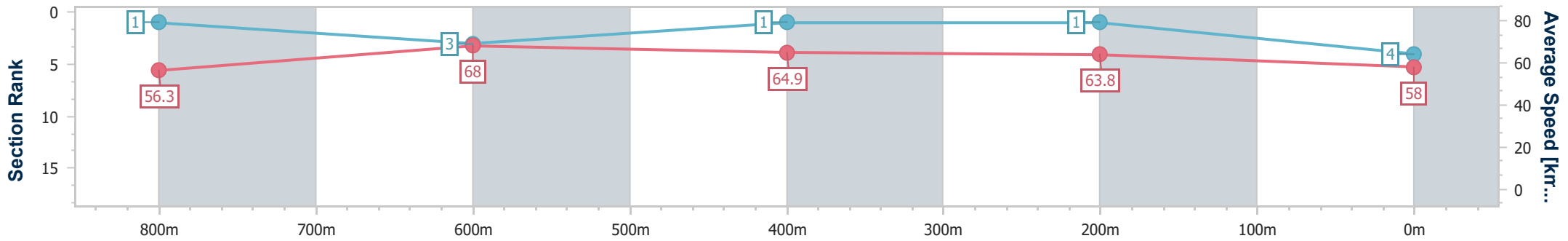
Race 5: DOUBLE R GROUP OPEN - 1000m

27 October 2023 - 19:55

Track Rating: Good 4, Weather: Overcast, Rail Position: +3m



Section	Overall	800m	600m	400m	200m
Section Times	0:58.22 [4] (0:12.81)	0:45.41 [1] (0:10.61)	0:34.80 [3] (0:11.06)	0:23.74 [1] (0:11.32)	0:12.42 [1] (0:12.42)
Average Speed [km/h]	56.3	68.0	64.9	63.8	58.0
Top Speed [km/h]	71.1	71.1	66.2	65.1	62.1
Avg. Dist. to Rail [m]	7.0	1.9	0.3	2.9	4.2
Avg. Stride Freq. [Hz]	2.4	2.4	2.3	2.3	2.2
Avg. Stride Length [m]	6.5	7.9	7.8	7.6	7.2



- [] Ranking at each section and finish
- .-.- No data available at this section
- NA No data available



Horse/Jockey Name	Burnish Gold
Final Rank	5
Fastest Section Time (Section)	0:10.79 (800m)
Top Speed [km/h] (Section)	69.2 (Overall)
Race State	Finished



Sunshine Coast QLD Professional

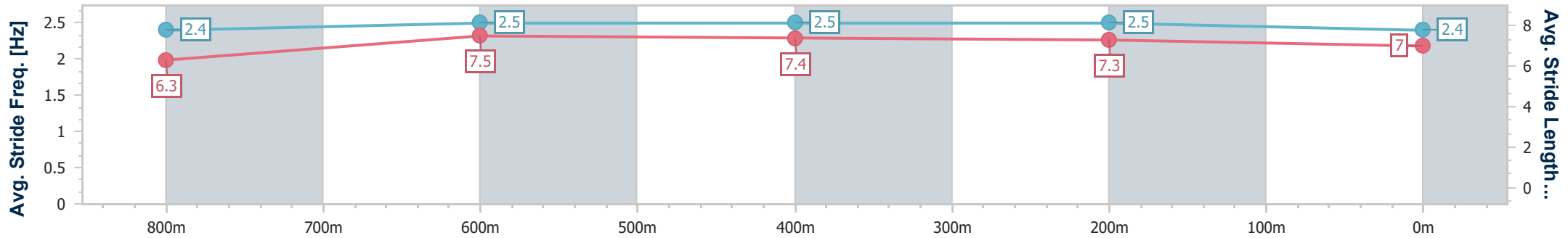
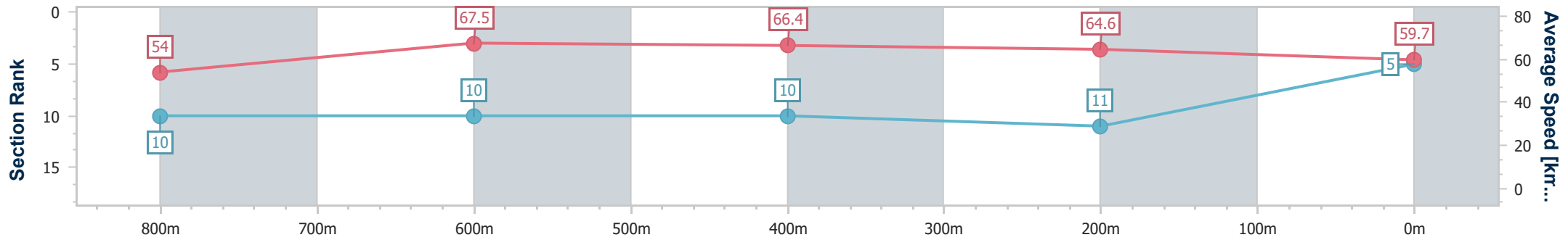
Race 5: DOUBLE R GROUP OPEN - 1000m



27 October 2023 - 19:55

Track Rating: Good 4, Weather: Overcast, Rail Position: +3m

Section	Overall	800m	600m	400m	200m
Section Times	0:58.40 [5] (0:13.39)	0:45.01 [10] (0:10.79)	0:34.22 [10] (0:11.03)	0:23.19 [10] (0:11.15)	0:12.04 [11] (0:12.04)
Average Speed [km/h]	54.0	67.5	66.4	64.6	59.7
Top Speed [km/h]	69.2	69.2	67.4	65.6	62.5
Avg. Dist. to Rail [m]	9.2	2.9	2.7	6.4	8.7
Avg. Stride Freq. [Hz]	2.4	2.5	2.5	2.5	2.4
Avg. Stride Length [m]	6.3	7.5	7.4	7.3	7.0



- [] Ranking at each section and finish
- .-.- No data available at this section
- NA No data available



Horse/Jockey Name	Winside
Final Rank	6
Fastest Section Time (Section)	0:10.81 (800m)
Top Speed [km/h] (Section)	69.6 (Overall)
Race State	Finished



Sunshine Coast QLD Professional

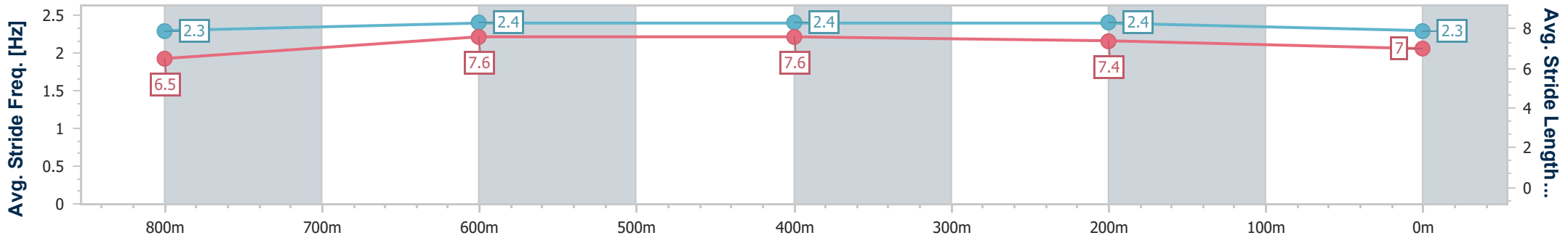
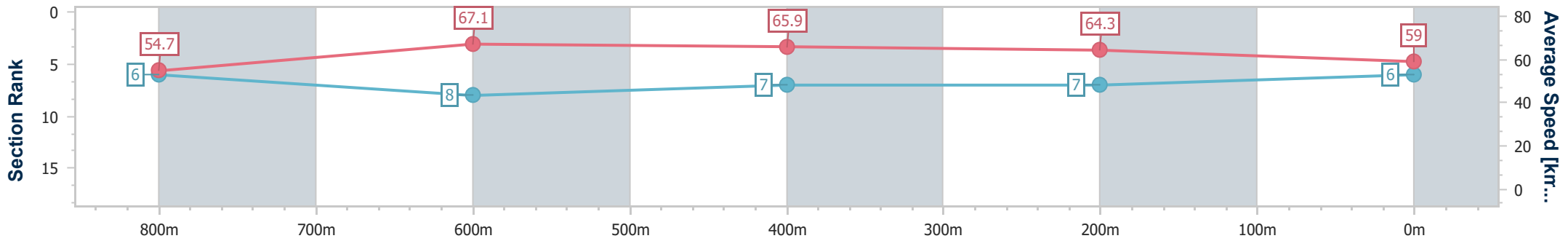
Race 5: DOUBLE R GROUP OPEN - 1000m



27 October 2023 - 19:55

Track Rating: Good 4, Weather: Overcast, Rail Position: +3m

Section	Overall	800m	600m	400m	200m
Section Times	0:58.41 [6] (0:13.18)	0:45.23 [6] (0:10.81)	0:34.42 [8] (0:10.98)	0:23.44 [7] (0:11.23)	0:12.21 [7] (0:12.21)
Average Speed [km/h]	54.7	67.1	65.9	64.3	59.0
Top Speed [km/h]	69.6	69.1	67.9	65.4	63.1
Avg. Dist. to Rail [m]	6.1	2.4	1.3	6.1	6.1
Avg. Stride Freq. [Hz]	2.3	2.4	2.4	2.4	2.3
Avg. Stride Length [m]	6.5	7.6	7.6	7.4	7.0



- [] Ranking at each section and finish
- .-.- No data available at this section
- NA No data available



Horse/Jockey Name	Bonaparte
Final Rank	7
Fastest Section Time (Section)	0:10.74 (800m)
Top Speed [km/h] (Section)	69.0 (800m)
Race State	Finished



Sunshine Coast QLD Professional

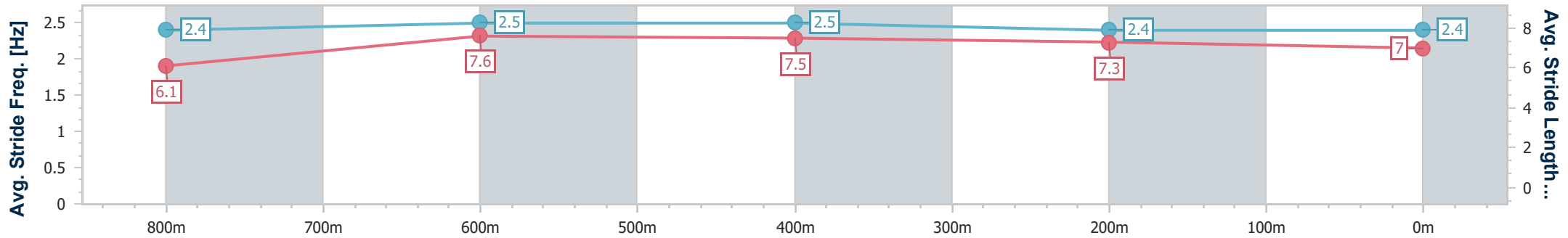
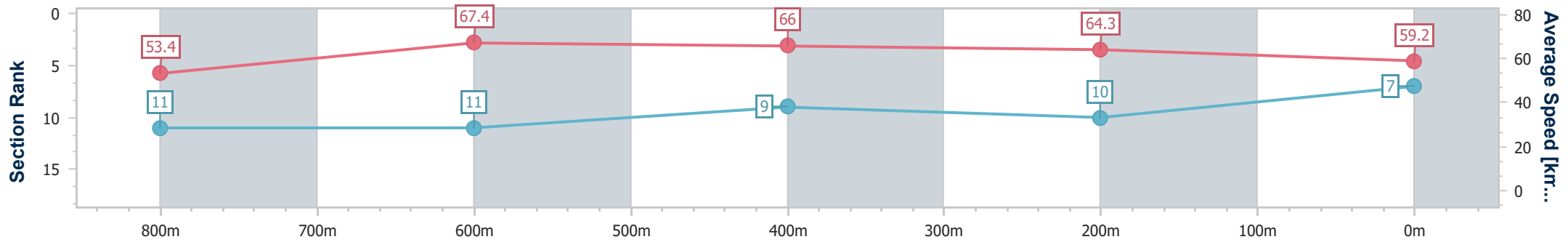
Race 5: DOUBLE R GROUP OPEN - 1000m

27 October 2023 - 19:55

Track Rating: Good 4, Weather: Overcast, Rail Position: +3m



Section	Overall	800m	600m	400m	200m
Section Times	0:58.46 [7] (0:13.47)	0:44.99 [11] (0:10.74)	0:34.25 [11] (0:10.88)	0:23.37 [9] (0:11.23)	0:12.14 [10] (0:12.14)
Average Speed [km/h]	53.4	67.4	66.0	64.3	59.2
Top Speed [km/h]	69.0	69.0	67.9	65.8	62.5
Avg. Dist. to Rail [m]	3.7	1.4	0.4	0.9	0.6
Avg. Stride Freq. [Hz]	2.4	2.5	2.5	2.4	2.4
Avg. Stride Length [m]	6.1	7.6	7.5	7.3	7.0



- [] Ranking at each section and finish
- .-.-.- No data available at this section
- NA No data available



Horse/Jockey Name	Holyfield
Final Rank	8
Fastest Section Time (Section)	0:10.75 (800m)
Top Speed [km/h] (Section)	69.4 (Overall)
Race State	Finished



Sunshine Coast QLD Professional

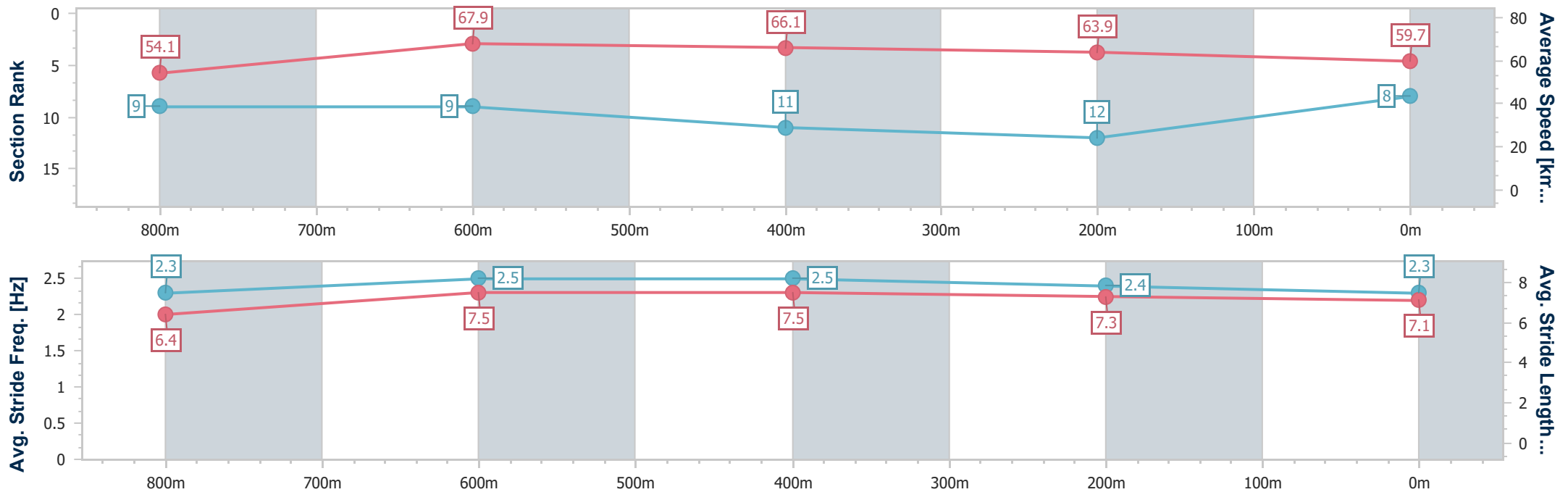
Race 5: DOUBLE R GROUP OPEN - 1000m

27 October 2023 - 19:55

Track Rating: Good 4, Weather: Overcast, Rail Position: +3m



Section	Overall	800m	600m	400m	200m
Section Times	0:58.59 [8] (0:13.38)	0:45.21 [9] (0:10.75)	0:34.46 [9] (0:11.11)	0:23.35 [11] (0:11.29)	0:12.06 [12] (0:12.06)
Average Speed [km/h]	54.1	67.9	66.1	63.9	59.7
Top Speed [km/h]	69.4	69.4	67.4	65.4	62.4
Avg. Dist. to Rail [m]	10.4	4.7	3.6	7.1	9.7
Avg. Stride Freq. [Hz]	2.3	2.5	2.5	2.4	2.3
Avg. Stride Length [m]	6.4	7.5	7.5	7.3	7.1



- [] Ranking at each section and finish
- .-.- No data available at this section
- NA No data available



Horse/Jockey Name	King Klaus
Final Rank	9
Fastest Section Time (Section)	0:10.46 (800m)
Top Speed [km/h] (Section)	71.6 (800m)
Race State	Finished



Sunshine Coast QLD Professional

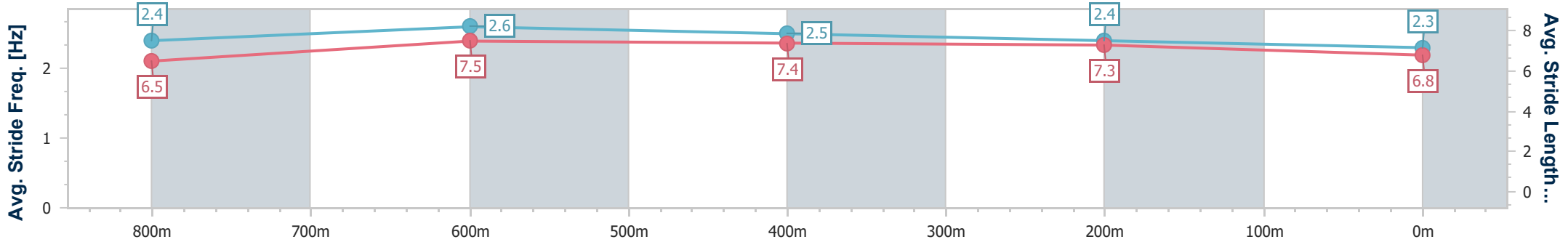
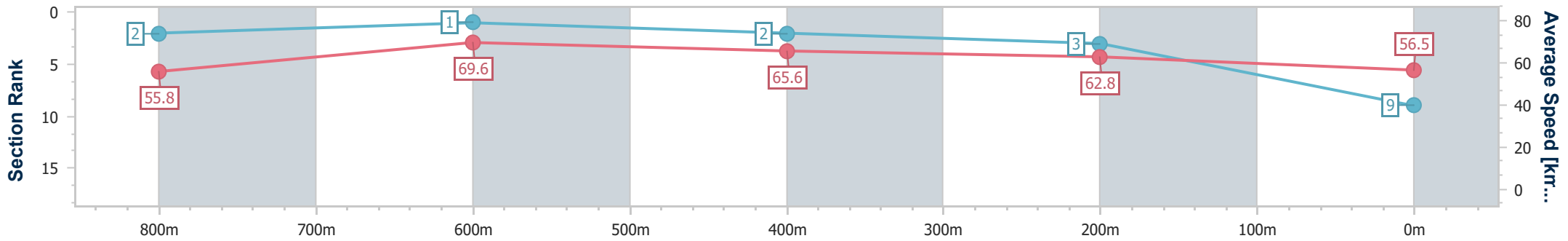
Race 5: DOUBLE R GROUP OPEN - 1000m

27 October 2023 - 19:55

Track Rating: Good 4, Weather: Overcast, Rail Position: +3m



Section	Overall	800m	600m	400m	200m
Section Times	0:58.74 [9] (0:12.90)	0:45.84 [2] (0:10.46)	0:35.38 [1] (0:11.20)	0:24.18 [2] (0:11.45)	0:12.73 [3] (0:12.73)
Average Speed [km/h]	55.8	69.6	65.6	62.8	56.5
Top Speed [km/h]	71.5	71.6	67.9	65.0	60.0
Avg. Dist. to Rail [m]	8.6	3.5	3.2	5.2	5.3
Avg. Stride Freq. [Hz]	2.4	2.6	2.5	2.4	2.3
Avg. Stride Length [m]	6.5	7.5	7.4	7.3	6.8



- [] Ranking at each section and finish
- .-.- No data available at this section
- NA No data available



Horse/Jockey Name	Weona Smartone
Final Rank	10
Fastest Section Time (Section)	0:10.62 (800m)
Top Speed [km/h] (Section)	70.2 (800m)
Race State	Finished



Sunshine Coast QLD Professional

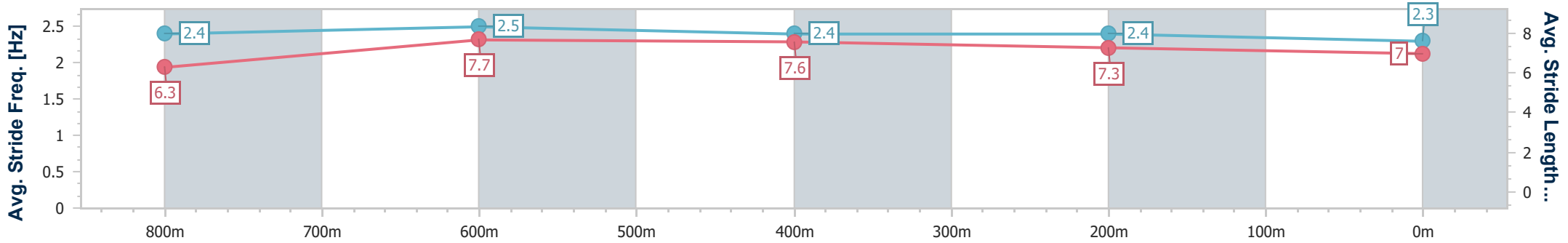
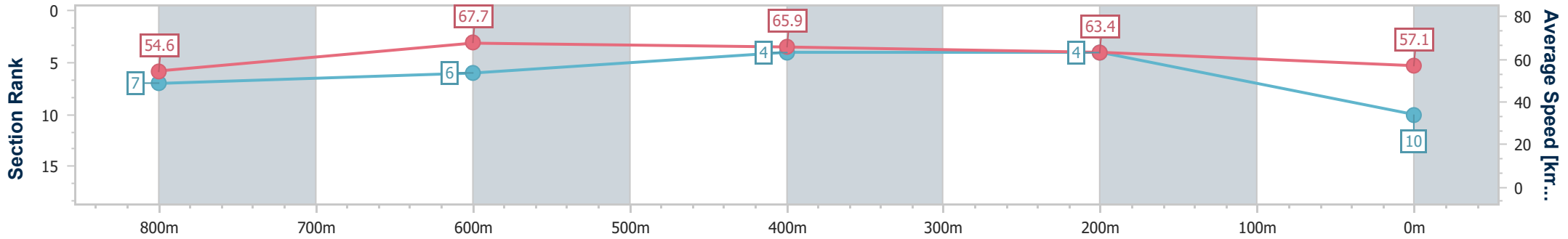
Race 5: DOUBLE R GROUP OPEN - 1000m

27 October 2023 - 19:55

Track Rating: Good 4, Weather: Overcast, Rail Position: +3m



Section	Overall	800m	600m	400m	200m
Section Times	0:58.76 [10] (0:13.18)	0:45.58 [7] (0:10.62)	0:34.96 [6] (0:10.97)	0:23.99 [4] (0:11.35)	0:12.64 [4] (0:12.64)
Average Speed [km/h]	54.6	67.7	65.9	63.4	57.1
Top Speed [km/h]	70.0	70.2	66.8	64.6	60.8
Avg. Dist. to Rail [m]	2.7	0.5	0.3	2.4	3.3
Avg. Stride Freq. [Hz]	2.4	2.5	2.4	2.4	2.3
Avg. Stride Length [m]	6.3	7.7	7.6	7.3	7.0



- [] Ranking at each section and finish
- .-.- No data available at this section
- NA No data available



Horse/Jockey Name	Flaming Conquest
Final Rank	11
Fastest Section Time (Section)	0:10.46 (800m)
Top Speed [km/h] (Section)	72.1 (Overall)
Race State	Finished



Sunshine Coast QLD Professional

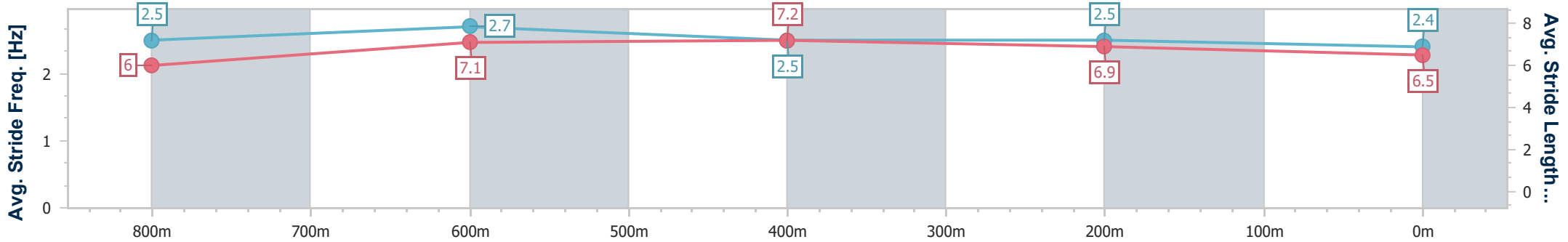
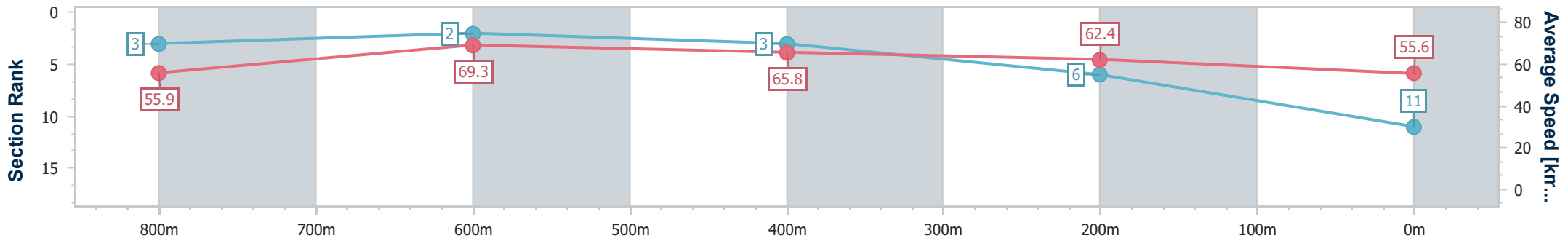
Race 5: DOUBLE R GROUP OPEN - 1000m

27 October 2023 - 19:55

Track Rating: Good 4, Weather: Overcast, Rail Position: +3m



Section	Overall	800m	600m	400m	200m
Section Times	0:59.12 [11] (0:12.95)	0:46.17 [3] (0:10.46)	0:35.71 [2] (0:11.23)	0:24.48 [3] (0:11.55)	0:12.93 [6] (0:12.93)
Average Speed [km/h]	55.9	69.3	65.8	62.4	55.6
Top Speed [km/h]	72.1	72.0	68.3	64.7	59.2
Avg. Dist. to Rail [m]	10.4	3.7	3.9	6.4	6.6
Avg. Stride Freq. [Hz]	2.5	2.7	2.5	2.5	2.4
Avg. Stride Length [m]	6.0	7.1	7.2	6.9	6.5



- [] Ranking at each section and finish
- .-.- No data available at this section
- NA No data available



Horse/Jockey Name	Hold On Honey
Final Rank	12
Fastest Section Time (Section)	0:10.74 (800m)
Top Speed [km/h] (Section)	71.7 (800m)
Race State	Finished



Sunshine Coast QLD Professional

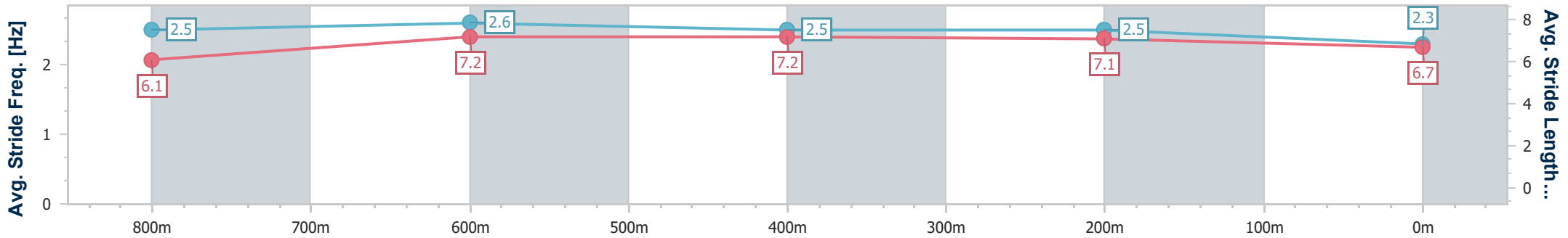
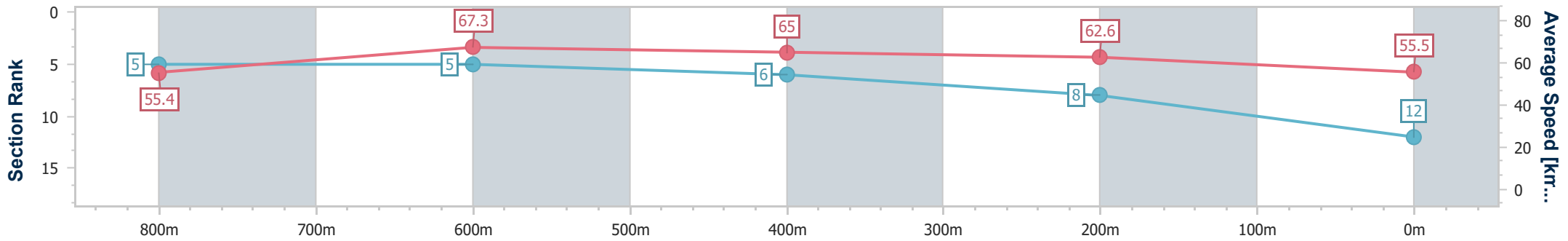
Race 5: DOUBLE R GROUP OPEN - 1000m



27 October 2023 - 19:55

Track Rating: Good 4, Weather: Overcast, Rail Position: +3m

Section	Overall	800m	600m	400m	200m
Section Times	0:59.25 [12] (0:13.01)	0:46.24 [5] (0:10.74)	0:35.50 [5] (0:11.04)	0:24.46 [6] (0:11.47)	0:12.99 [8] (0:12.99)
Average Speed [km/h]	55.4	67.3	65.0	62.6	55.5
Top Speed [km/h]	71.6	71.7	66.5	64.9	60.1
Avg. Dist. to Rail [m]	3.8	1.1	1.0	2.5	2.8
Avg. Stride Freq. [Hz]	2.5	2.6	2.5	2.5	2.3
Avg. Stride Length [m]	6.1	7.2	7.2	7.1	6.7



- [] Ranking at each section and finish
- .-.- No data available at this section
- NA No data available