



Sunshine Coast QLD Professional
Race 1: BENNETT & BENNETT QTIS Three-Year-Old BENCHMARK 62
Handicap - 1000m
27 October 2023 - 17:55



Track Rating: Good 4, Weather: Overcast, Rail Position: +3m

Section		Overall	800m	600m	400m	200m	Last 600m					
Field Times		0:58.30 (0:12.97)	0:45.33 (0:10.84)	0:34.49 (0:11.00)	0:23.49 (0:11.27)	0:12.22 (0:12.22)	0:34.49					
Rank	TAB Horse/Jockey	Barrier	Top Speed [km/h]	Fastest Section	Margin					Distance Travelled [m]		
1	3 VICTORY WIN Damien Thornton	6	69.0 800m	0:10.67 800m	0:58.30 [1] (0:13.62)	0:44.68 [7] (0:10.67)	0:34.01 [6] (0:10.99)	0:23.02 [4] (0:11.00)	0:12.02 [2] (0:12.02)	0:58.30	0:34.01	
2	4 KING OF THE JUNGLE Jaden Lloyd	3	68.9 Overall	0:10.92 800m	0:58.50 [2] (0:13.25)	0:45.25 [3] (0:10.92)	0:34.33 [4] (0:11.06)	0:23.27 [3] (0:11.05)	0:12.22 [3] (0:12.22)	1L	0:34.33	-2
3	1 SHOT OF WHISKEY Emily Lang	8	69.3 800m	0:10.84 800m	0:58.69 [3] (0:12.97)	0:45.72 [1] (0:10.84)	0:34.88 [1] (0:11.00)	0:23.88 [1] (0:11.27)	0:12.61 [1] (0:12.61)	2L	0:34.88	-4
4	10 SALT LAKE BETTY Cejay Graham	5	70.0 800m	0:10.71 800m	0:59.21 [4] (0:13.27)	0:45.94 [4] (0:10.71)	0:35.23 [2] (0:11.02)	0:24.21 [2] (0:11.44)	0:12.77 [4] (0:12.77)	5L	0:35.23	-1
5	9 GOLD REVOLUTION Jake Bayliss	1	67.9 Overall	0:10.90 800m	0:59.47 [5] (0:13.53)	0:45.94 [6] (0:10.90)	0:35.04 [7] (0:10.95)	0:24.09 [6] (0:11.27)	0:12.82 [5] (0:12.82)	6.3L	0:35.04	-8
6	7 SZABO Mark Du Plessis	7	69.2 800m	0:10.90 800m	0:59.93 [6] (0:13.21)	0:46.72 [2] (0:10.90)	0:35.82 [3] (0:11.21)	0:24.61 [5] (0:11.45)	0:13.16 [6] (0:13.16)	8.8L	0:35.82	+2
7	5 VONCOSTENUFF Justin Huxtable	4	68.2 Overall	0:10.93 800m	1:00.11 [7] (0:13.35)	0:46.76 [5] (0:10.93)	0:35.83 [5] (0:11.12)	0:24.71 [7] (0:11.52)	0:13.19 [7] (0:13.19)	9.8L	0:35.83	-1

Scratched: Cunnamulla Fella (#2), Tawfiq Star (#8), Balalaika Bird (#6)

[] Ranking at each section and finish
 -:-:- No data available at this section
 NA No data available

SCN Saddle cloth number
 DNF Did not finish
 DNT Did not track



Horse/Jockey Name	Victory Win
Final Rank	1
Fastest Section Time (Section)	0:10.67 (800m)
Top Speed [km/h] (Section)	69.0 (800m)
Race State	Finished



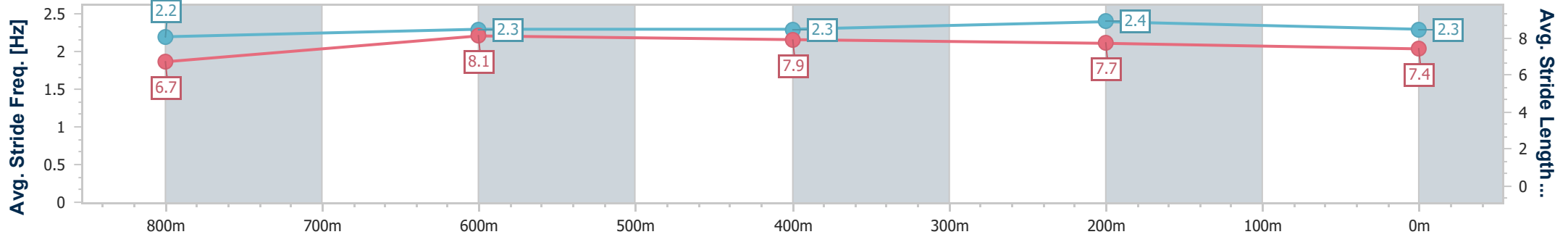
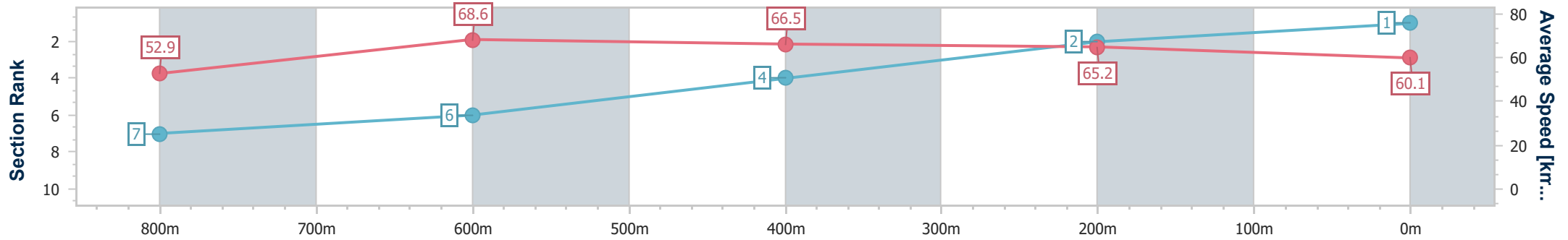
Sunshine Coast QLD Professional
 Race 1: BENNETT & BENNETT QTIS Three-Year-Old
 BENCHMARK 62 Handicap - 1000m



27 October 2023 - 17:55

Track Rating: Good 4, Weather: Overcast, Rail Position: +3m

Section	Overall	800m	600m	400m	200m
Section Times	0:58.30 [1] (0:13.62)	0:44.68 [7] (0:10.67)	0:34.01 [6] (0:10.99)	0:23.02 [4] (0:11.00)	0:12.02 [2] (0:12.02)
Average Speed [km/h]	52.9	68.6	66.5	65.2	60.1
Top Speed [km/h]	68.9	69.0	68.1	67.1	63.5
Avg. Dist. to Rail [m]	6.7	4.0	2.4	4.3	4.2
Avg. Stride Freq. [Hz]	2.2	2.3	2.3	2.4	2.3
Avg. Stride Length [m]	6.7	8.1	7.9	7.7	7.4



- [] Ranking at each section and finish
- .-.- No data available at this section
- NA No data available



Horse/Jockey Name	King Of The Jungle
Final Rank	2
Fastest Section Time (Section)	0:10.92 (800m)
Top Speed [km/h] (Section)	68.9 (Overall)
Race State	Finished



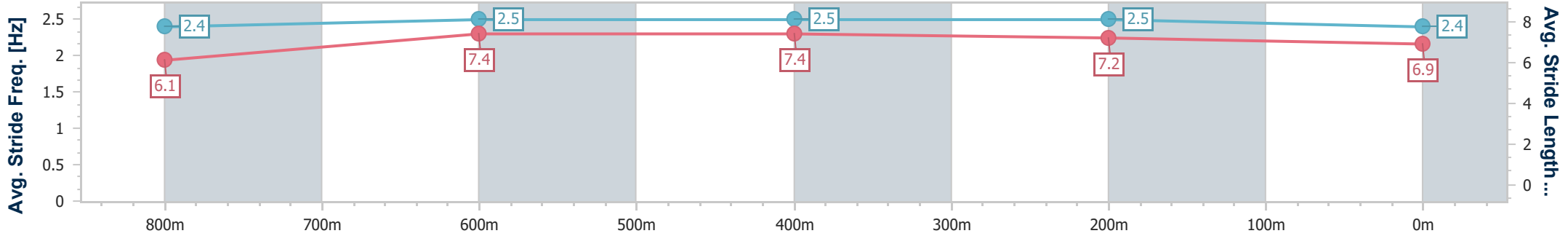
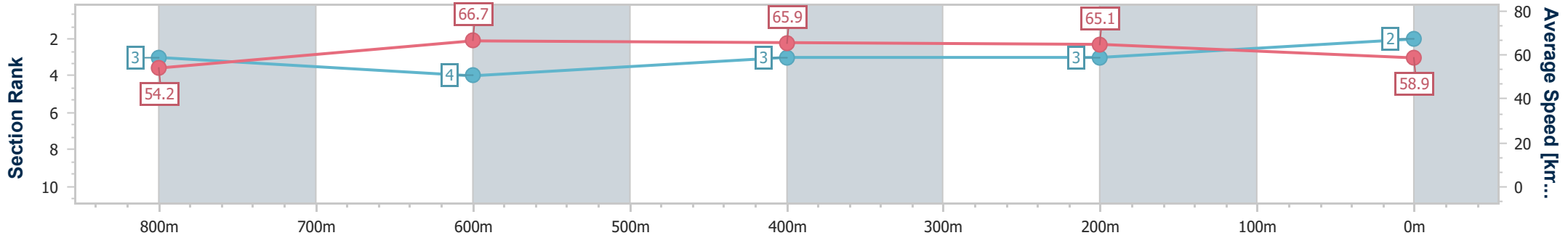
Sunshine Coast QLD Professional
 Race 1: BENNETT & BENNETT QTIS Three-Year-Old
 BENCHMARK 62 Handicap - 1000m



27 October 2023 - 17:55

Track Rating: Good 4, Weather: Overcast, Rail Position: +3m

Section	Overall	800m	600m	400m	200m
Section Times	0:58.50 [2] (0:13.25)	0:45.25 [3] (0:10.92)	0:34.33 [4] (0:11.06)	0:23.27 [3] (0:11.05)	0:12.22 [3] (0:12.22)
Average Speed [km/h]	54.2	66.7	65.9	65.1	58.9
Top Speed [km/h]	68.9	68.2	66.3	66.2	62.2
Avg. Dist. to Rail [m]	4.3	2.7	1.8	1.0	2.3
Avg. Stride Freq. [Hz]	2.4	2.5	2.5	2.5	2.4
Avg. Stride Length [m]	6.1	7.4	7.4	7.2	6.9



- [] Ranking at each section and finish
- .-.- No data available at this section
- NA No data available



Horse/Jockey Name	Shot Of Whiskey
Final Rank	3
Fastest Section Time (Section)	0:10.84 (800m)
Top Speed [km/h] (Section)	69.3 (800m)
Race State	Finished



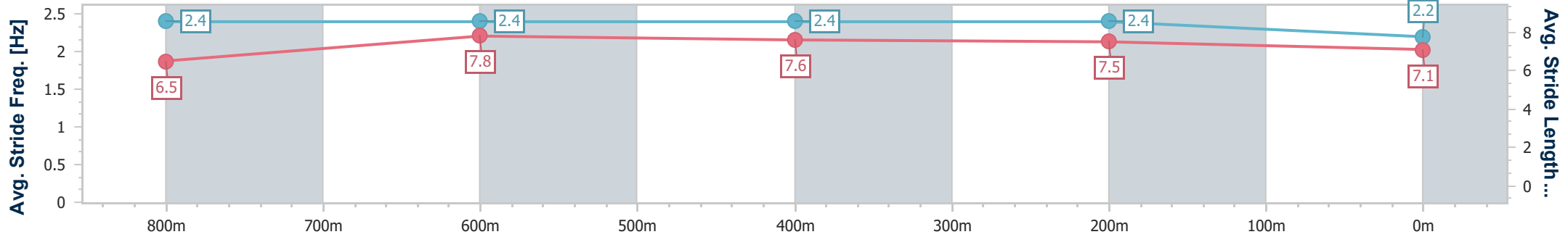
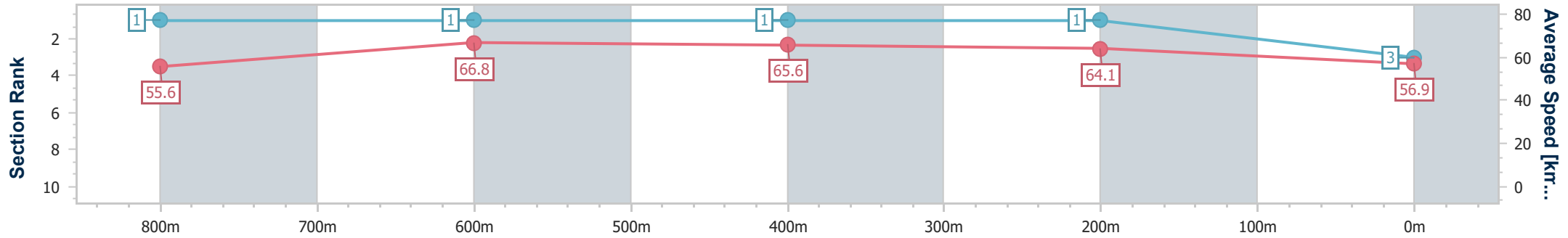
Sunshine Coast QLD Professional
 Race 1: BENNETT & BENNETT QTIS Three-Year-Old
 BENCHMARK 62 Handicap - 1000m



27 October 2023 - 17:55

Track Rating: Good 4, Weather: Overcast, Rail Position: +3m

Section	Overall	800m	600m	400m	200m
Section Times	0:58.69 [3] (0:12.97)	0:45.72 [1] (0:10.84)	0:34.88 [1] (0:11.00)	0:23.88 [1] (0:11.27)	0:12.61 [1] (0:12.61)
Average Speed [km/h]	55.6	66.8	65.6	64.1	56.9
Top Speed [km/h]	69.3	69.3	66.8	66.0	60.9
Avg. Dist. to Rail [m]	7.1	1.8	0.6	0.5	0.5
Avg. Stride Freq. [Hz]	2.4	2.4	2.4	2.4	2.2
Avg. Stride Length [m]	6.5	7.8	7.6	7.5	7.1



- [] Ranking at each section and finish
- .-.- No data available at this section
- NA No data available



Horse/Jockey Name	Salt Lake Betty
Final Rank	4
Fastest Section Time (Section)	0:10.71 (800m)
Top Speed [km/h] (Section)	70.0 (800m)
Race State	Finished



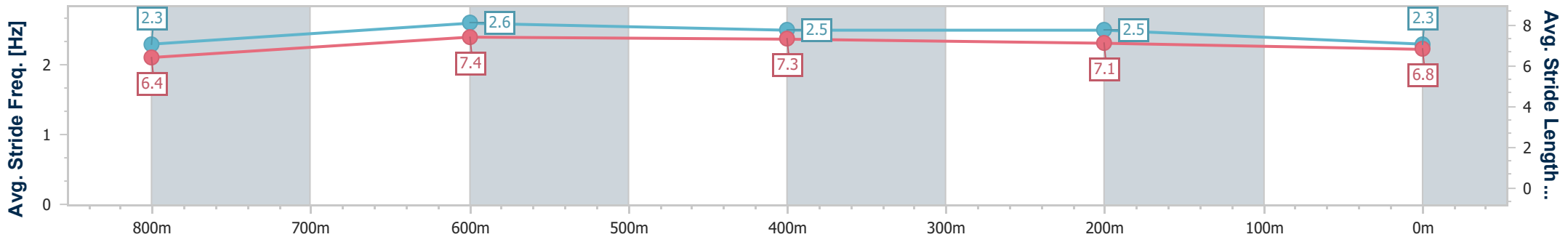
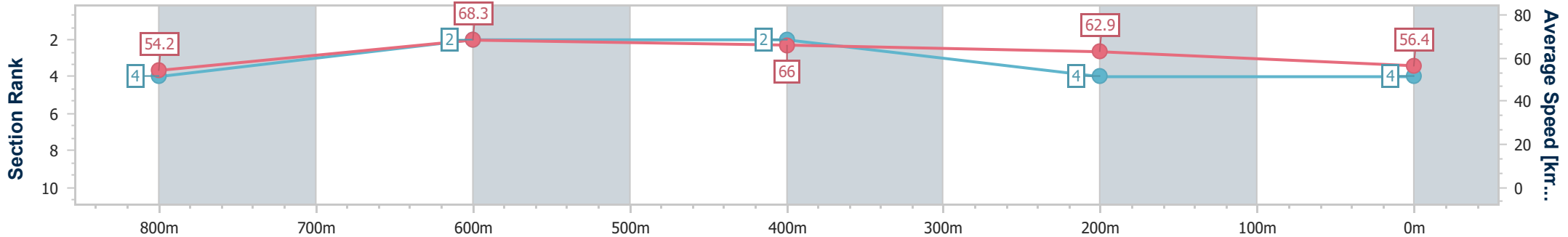
Sunshine Coast QLD Professional
Race 1: BENNETT & BENNETT QTIS Three-Year-Old
BENCHMARK 62 Handicap - 1000m



27 October 2023 - 17:55

Track Rating: Good 4, Weather: Overcast, Rail Position: +3m

Section	Overall	800m	600m	400m	200m
Section Times	0:59.21 [4] (0:13.27)	0:45.94 [4] (0:10.71)	0:35.23 [2] (0:11.02)	0:24.21 [2] (0:11.44)	0:12.77 [4] (0:12.77)
Average Speed [km/h]	54.2	68.3	66.0	62.9	56.4
Top Speed [km/h]	69.3	70.0	66.9	65.1	60.2
Avg. Dist. to Rail [m]	5.8	3.7	2.2	2.4	3.5
Avg. Stride Freq. [Hz]	2.3	2.6	2.5	2.5	2.3
Avg. Stride Length [m]	6.4	7.4	7.3	7.1	6.8



- [] Ranking at each section and finish
- .-.- No data available at this section
- NA No data available



Horse/Jockey Name	Gold Revolution
Final Rank	5
Fastest Section Time (Section)	0:10.90 (800m)
Top Speed [km/h] (Section)	67.9 (Overall)
Race State	Finished



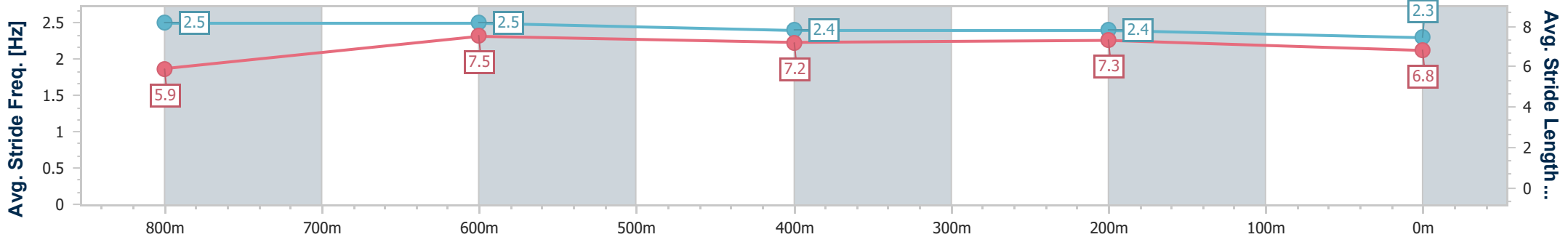
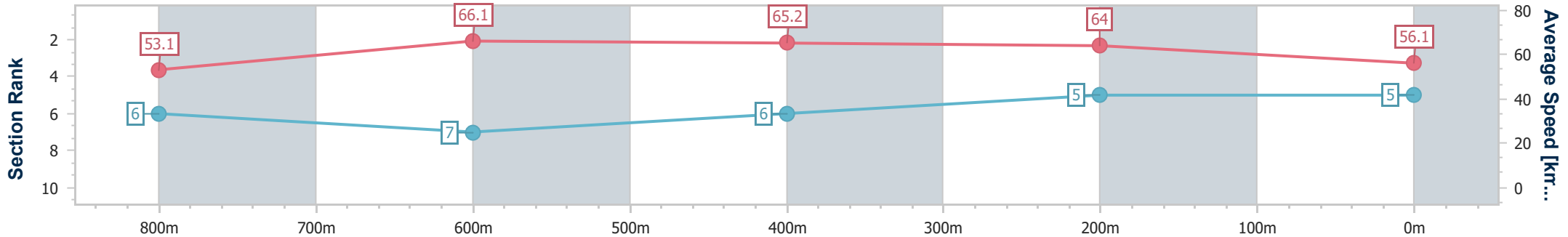
Sunshine Coast QLD Professional
 Race 1: BENNETT & BENNETT QTIS Three-Year-Old
 BENCHMARK 62 Handicap - 1000m



27 October 2023 - 17:55

Track Rating: Good 4, Weather: Overcast, Rail Position: +3m

Section	Overall	800m	600m	400m	200m
Section Times	0:59.47 [5] (0:13.53)	0:45.94 [6] (0:10.90)	0:35.04 [7] (0:10.95)	0:24.09 [6] (0:11.27)	0:12.82 [5] (0:12.82)
Average Speed [km/h]	53.1	66.1	65.2	64.0	56.1
Top Speed [km/h]	67.9	67.7	66.7	65.7	60.8
Avg. Dist. to Rail [m]	2.2	1.1	1.5	0.7	0.7
Avg. Stride Freq. [Hz]	2.5	2.5	2.4	2.4	2.3
Avg. Stride Length [m]	5.9	7.5	7.2	7.3	6.8



- [] Ranking at each section and finish
- .-.- No data available at this section
- NA No data available



Horse/Jockey Name	Szabo
Final Rank	6
Fastest Section Time (Section)	0:10.90 (800m)
Top Speed [km/h] (Section)	69.2 (800m)
Race State	Finished



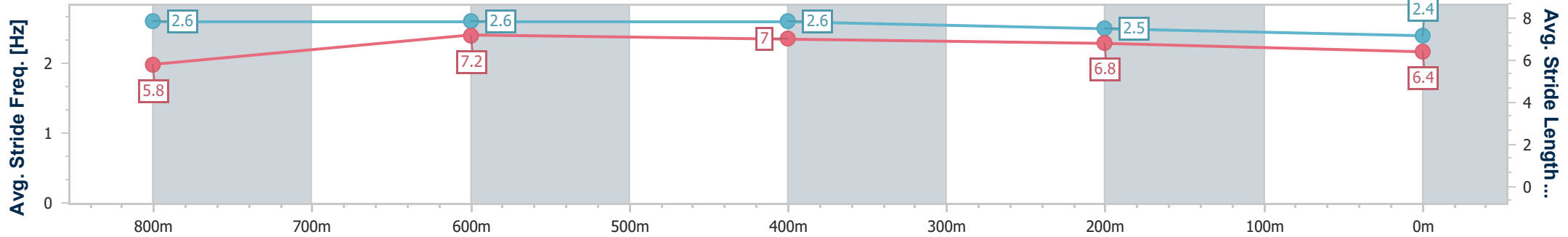
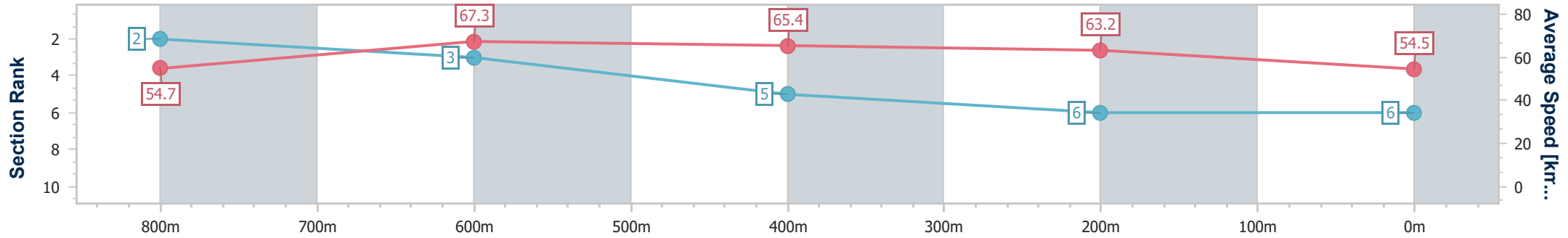
Sunshine Coast QLD Professional
 Race 1: BENNETT & BENNETT QTIS Three-Year-Old
 BENCHMARK 62 Handicap - 1000m



27 October 2023 - 17:55

Track Rating: Good 4, Weather: Overcast, Rail Position: +3m

Section	Overall	800m	600m	400m	200m
Section Times	0:59.93 [6] (0:13.21)	0:46.72 [2] (0:10.90)	0:35.82 [3] (0:11.21)	0:24.61 [5] (0:11.45)	0:13.16 [6] (0:13.16)
Average Speed [km/h]	54.7	67.3	65.4	63.2	54.5
Top Speed [km/h]	66.8	69.2	67.1	65.6	59.9
Avg. Dist. to Rail [m]	6.5	4.4	3.8	3.2	3.7
Avg. Stride Freq. [Hz]	2.6	2.6	2.6	2.5	2.4
Avg. Stride Length [m]	5.8	7.2	7.0	6.8	6.4



- [] Ranking at each section and finish
- .-.- No data available at this section
- NA No data available



Horse/Jockey Name	Voncostenuff
Final Rank	7
Fastest Section Time (Section)	0:10.93 (800m)
Top Speed [km/h] (Section)	68.2 (Overall)
Race State	Finished



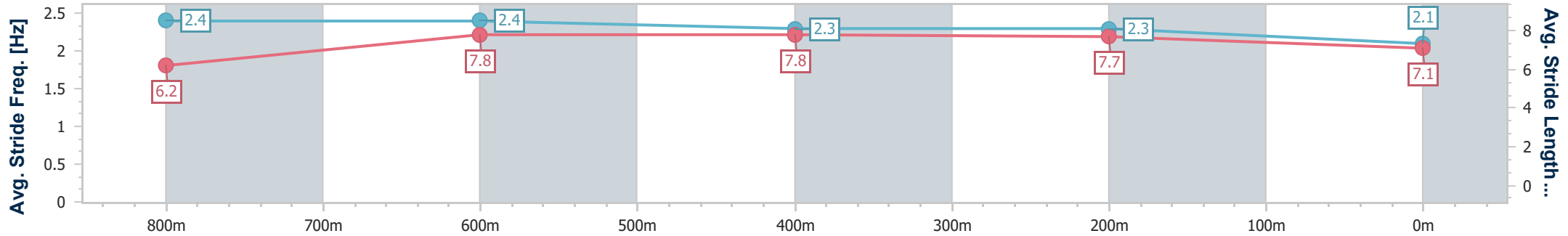
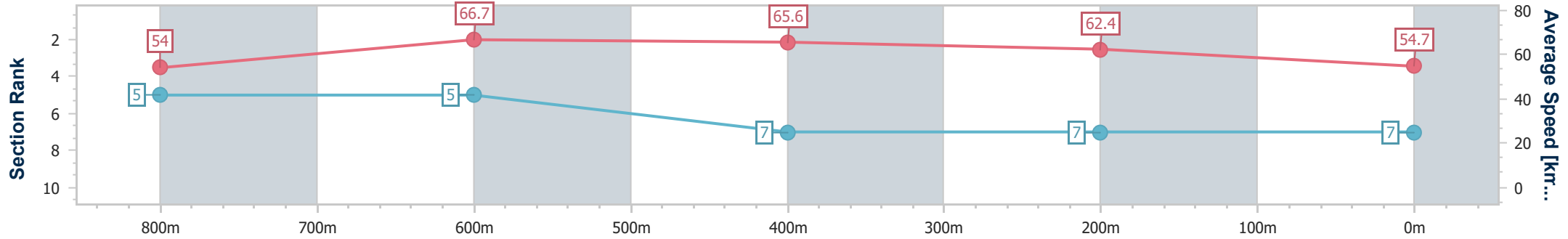
Sunshine Coast QLD Professional
 Race 1: BENNETT & BENNETT QTIS Three-Year-Old
 BENCHMARK 62 Handicap - 1000m



27 October 2023 - 17:55

Track Rating: Good 4, Weather: Overcast, Rail Position: +3m

Section	Overall	800m	600m	400m	200m
Section Times	1:00.11 [7] (0:13.35)	0:46.76 [5] (0:10.93)	0:35.83 [5] (0:11.12)	0:24.71 [7] (0:11.52)	0:13.19 [7] (0:13.19)
Average Speed [km/h]	54.0	66.7	65.6	62.4	54.7
Top Speed [km/h]	68.2	67.6	66.5	65.0	58.9
Avg. Dist. to Rail [m]	4.8	3.2	2.0	4.1	6.0
Avg. Stride Freq. [Hz]	2.4	2.4	2.3	2.3	2.1
Avg. Stride Length [m]	6.2	7.8	7.8	7.7	7.1



- [] Ranking at each section and finish
- .-.- No data available at this section
- NA No data available