

Track Rating: Good 3, Weather: Fine, Rail Position: +10m Entire

Section												Last 600m	
Field Times												0:35.09	
	Overall	1200m	1000m	800m	600m	400m							
	1:21.41 (0:11.46)	1:09.95 (0:11.53)	0:58.42 (0:11.81)	0:46.61 (0:11.52)	0:35.09 (0:11.52)	0:23.57 (0:11.72)							
Rank	TAB	Horse/Jockey	Barrier	Top Speed [km/h]	Fastest Section							Distance Travelled [m]	
1	5	CHARGED Cejay Graham	3	63.9 1200m	0:11.40 600m	1:21.41 [1] (0:11.80)	1:09.61 [5] (0:11.50)	0:58.11 [5] (0:11.89)	0:46.22 [5] (0:11.58)	0:34.64 [6] (0:11.40)	0:23.24 [4] (0:11.54)	0:34.64	
2	11	SPIRIT OF GIVING Dale Smith	10	63.6 600m	0:11.44 600m	1:21.57 [2] (0:12.01)	1:09.56 [7] (0:11.52)	0:58.04 [8] (0:11.83)	0:46.21 [7] (0:11.56)	0:34.65 [7] (0:11.44)	0:23.21 [7] (0:11.55)	0:34.65	+0
3	10	MILLIFFE Stacey Callow	6	63.4 1200m	0:11.46 Overall	1:21.61 [3] (0:11.46)	1:10.15 [1] (0:11.53)	0:58.62 [1] (0:11.81)	0:46.81 [1] (0:11.52)	0:35.29 [1] (0:11.52)	0:23.77 [1] (0:11.72)	0:35.29	-2
4	14	ART HEIST Martin Harley	7	64.2 200m	0:11.38 600m	1:21.79 [4] (0:11.80)	1:09.99 [6] (0:11.66)	0:58.33 [6] (0:11.96)	0:46.37 [8] (0:11.59)	0:34.78 [8] (0:11.38)	0:23.40 [8] (0:11.79)	0:34.78	+4
5	9	DREAM ENTITY Rikki Jamieson	12	64.4 1200m	0:11.40 1200m	1:21.79 [5] (0:12.09)	1:09.70 [8] (0:11.40)	0:58.30 [7] (0:11.75)	0:46.55 [6] (0:11.50)	0:35.05 [5] (0:11.55)	0:23.50 [6] (0:11.57)	0:35.05	+8
6	1	BRAZEN IMPACT Jake Bayliss	8	63.4 600m	0:11.49 600m	1:21.93 [6] (0:11.56)	1:10.37 [2] (0:11.68)	0:58.69 [4] (0:11.88)	0:46.81 [4] (0:11.57)	0:35.24 [4] (0:11.49)	0:23.75 [5] (0:11.72)	0:35.24	+5
7	12	SOCK'EMSID Tiffani Brooker	11	64.1 1200m	0:11.41 1200m	1:22.21 [7] (0:11.73)	1:10.48 [4] (0:11.41)	0:59.07 [3] (0:11.67)	0:47.40 [2] (0:11.54)	0:35.86 [2] (0:11.63)	0:24.23 [2] (0:11.89)	0:35.86	+6
8	13	MIGHTY GANGES Taylor Marshall	15	65.5 1200m	0:11.42 1200m	1:22.48 [8] (0:11.58)	1:10.90 [3] (0:11.42)	0:59.48 [2] (0:11.83)	0:47.65 [3] (0:11.55)	0:36.10 [3] (0:11.65)	0:24.45 [3] (0:11.92)	0:36.10	+3

Scratched: Seeking Guidance (#15), Singer Sargent (#4), Atlantic Royal (#2), True Patriot (#6), Steal The Field (#8), Cold One (#3), Bitter Romance (#7)



Ipswich QLD Professional
Race 8: TIACS RACES 3 NOVEMBER RATINGS BAND 0 - 58 Handicap -
1350m

26 October 2023 - 17:30



Track Rating: Good 3, Weather: Fine, Rail Position: +10m Entire

Section							200m			Last 600m
Field Times							0:11.85 (0:11.85)			0:35.09
Rank	TAB	Horse/Jockey	Barrier	Top Speed [km/h]	Fastest Section	Margin			Distance Travelled [m]	
1	5	CHARGED Cejay Graham	3	63.9 1200m	0:11.40 600m	0:11.70 [2] (0:11.70)	1:21.41			0:34.64
2	11	SPIRIT OF GIVING Dale Smith	10	63.6 600m	0:11.44 600m	0:11.66 [6] (0:11.66)	0.8L			0:34.65 +0
3	10	MILLIFFE Stacey Callow	6	63.4 1200m	0:11.46 Overall	0:12.05 [1] (0:12.05)	1L			0:35.29 -2
4	14	ART HEIST Martin Harley	7	64.2 200m	0:11.38 600m	0:11.61 [8] (0:11.61)	2L			0:34.78 +4
5	9	DREAM ENTITY Rikki Jamieson	12	64.4 1200m	0:11.40 1200m	0:11.93 [3] (0:11.93)	2.1L			0:35.05 +8
6	1	BRAZEN IMPACT Jake Bayliss	8	63.4 600m	0:11.49 600m	0:12.03 [5] (0:12.03)	2.9L			0:35.24 +5
7	12	SOCK'EMSID Tiffani Brooker	11	64.1 1200m	0:11.41 1200m	0:12.34 [4] (0:12.34)	4.4L			0:35.86 +6
8	13	MIGHTY GANGES Taylor Marshall	15	65.5 1200m	0:11.42 1200m	0:12.53 [7] (0:12.53)	5.9L			0:36.10 +3

Scratched: Seeking Guidance (#15), Singer Sargent (#4), Atlantic Royal (#2), True Patriot (#6), Steal The Field (#8), Cold One (#3), Bitter Romance (#7)

[] Ranking at each section and finish
-:--:- No data available at this section
NA No data available

SCN Saddle cloth number
DNF Did not finish
DNT Did not track



Horse/Jockey Name	Charged
Final Rank	1
Fastest Section Time (Section)	0:11.40 (600m)
Top Speed [km/h] (Section)	63.9 (1200m)
Race State	Finished

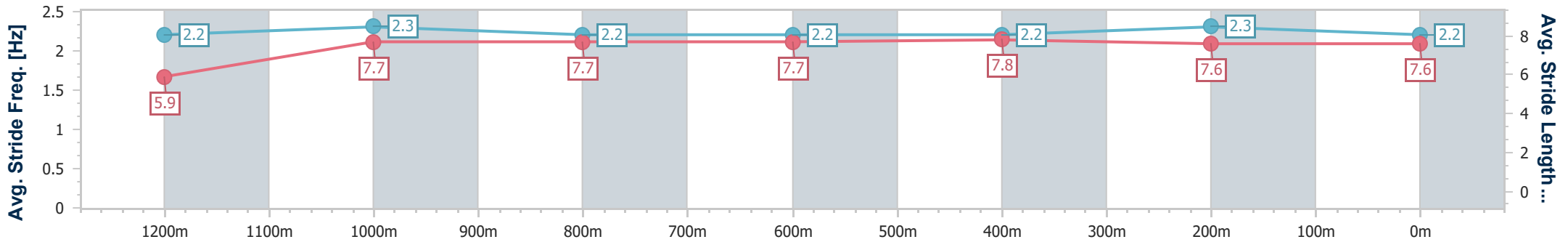
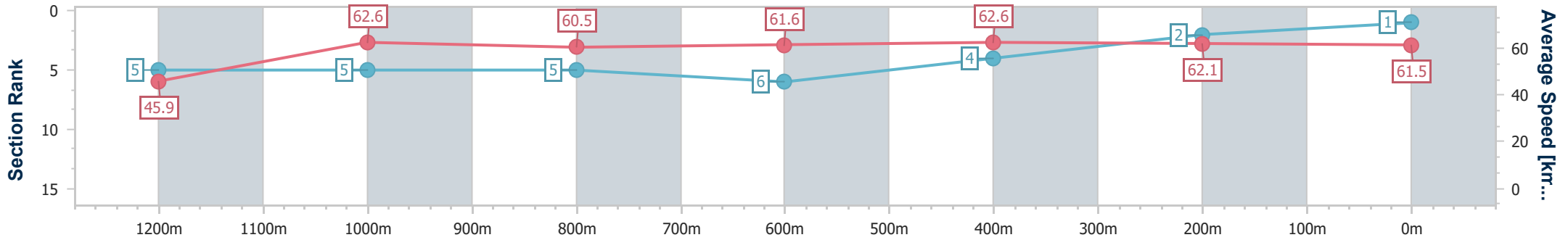


Ipswich QLD Professional
 Race 8: TIACS RACES 3 NOVEMBER RATINGS BAND 0 - 58
 Handicap - 1350m
 26 October 2023 - 17:30



Track Rating: Good 3, Weather: Fine, Rail Position: +10m Entire

Section	Overall	1200m	1000m	800m	600m	400m	200m
Section Times	1:21.41 [1] (0:11.80)	1:09.61 [5] (0:11.50)	0:58.11 [5] (0:11.89)	0:46.22 [5] (0:11.58)	0:34.64 [6] (0:11.40)	0:23.24 [4] (0:11.54)	0:11.70 [2] (0:11.70)
Average Speed [km/h]	45.9	62.6	60.5	61.6	62.6	62.1	61.5
Top Speed [km/h]	62.4	63.9	61.7	62.4	63.5	63.4	63.0
Avg. Dist. to Rail [m]	1.2	0.6	0.6	1.6	2.1	1.4	0.6
Avg. Stride Freq. [Hz]	2.2	2.3	2.2	2.2	2.2	2.3	2.2
Avg. Stride Length [m]	5.9	7.7	7.7	7.7	7.8	7.6	7.6



- [] Ranking at each section and finish
- .-.- No data available at this section
- NA No data available



Horse/Jockey Name	Spirit Of Giving
Final Rank	2
Fastest Section Time (Section)	0:11.44 (600m)
Top Speed [km/h] (Section)	63.6 (600m)
Race State	Finished

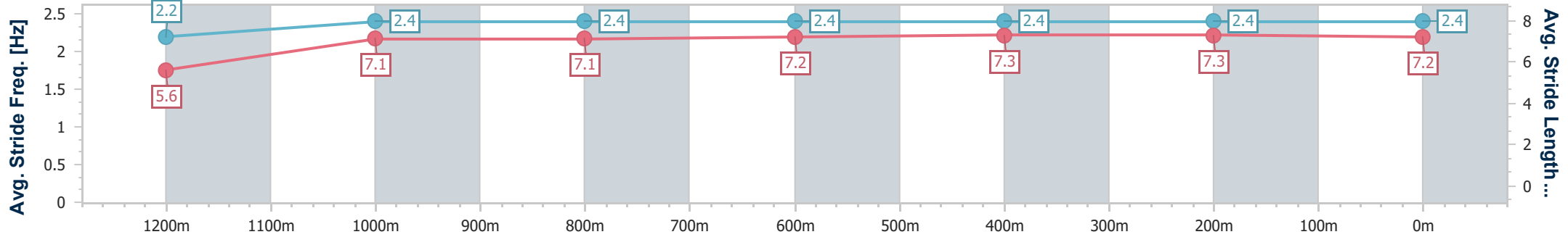
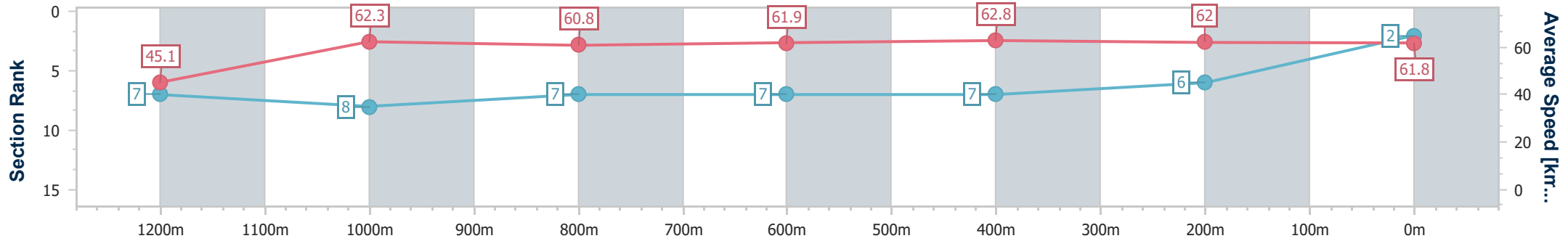


Ipswich QLD Professional
 Race 8: TIACS RACES 3 NOVEMBER RATINGS BAND 0 - 58
 Handicap - 1350m
 26 October 2023 - 17:30



Track Rating: Good 3, Weather: Fine, Rail Position: +10m Entire

Section	Overall	1200m	1000m	800m	600m	400m	200m
Section Times	1:21.57 [2] (0:12.01)	1:09.56 [7] (0:11.52)	0:58.04 [8] (0:11.83)	0:46.21 [7] (0:11.56)	0:34.65 [7] (0:11.44)	0:23.21 [7] (0:11.55)	0:11.66 [6] (0:11.66)
Average Speed [km/h]	45.1	62.3	60.8	61.9	62.8	62.0	61.8
Top Speed [km/h]	62.8	63.6	61.3	63.0	63.6	63.3	63.3
Avg. Dist. to Rail [m]	2.8	1.0	1.2	1.5	1.2	1.3	1.6
Avg. Stride Freq. [Hz]	2.2	2.4	2.4	2.4	2.4	2.4	2.4
Avg. Stride Length [m]	5.6	7.1	7.1	7.2	7.3	7.3	7.2



- [] Ranking at each section and finish
- .-.- No data available at this section
- NA No data available



Horse/Jockey Name	Milliffe
Final Rank	3
Fastest Section Time (Section)	0:11.46 (Overall)
Top Speed [km/h] (Section)	63.4 (1200m)
Race State	Finished



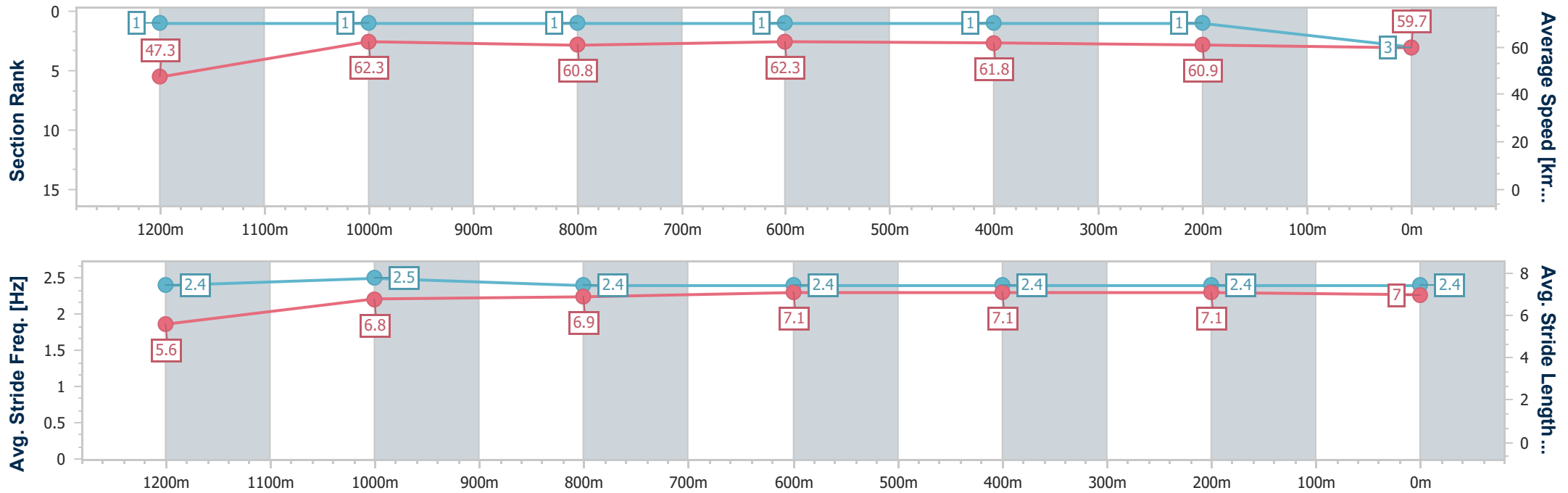
Ipswich QLD Professional
 Race 8: TIACS RACES 3 NOVEMBER RATINGS BAND 0 - 58
 Handicap - 1350m



26 October 2023 - 17:30

Track Rating: Good 3, Weather: Fine, Rail Position: +10m Entire

Section	Overall	1200m	1000m	800m	600m	400m	200m
Section Times	1:21.61 [3] (0:11.46)	1:10.15 [1] (0:11.53)	0:58.62 [1] (0:11.81)	0:46.81 [1] (0:11.52)	0:35.29 [1] (0:11.52)	0:23.77 [1] (0:11.72)	0:12.05 [1] (0:12.05)
Average Speed [km/h]	47.3	62.3	60.8	62.3	61.8	60.9	59.7
Top Speed [km/h]	62.5	63.4	61.8	62.9	62.3	62.1	61.0
Avg. Dist. to Rail [m]	1.6	0.6	0.8	1.7	2.1	2.1	0.8
Avg. Stride Freq. [Hz]	2.4	2.5	2.4	2.4	2.4	2.4	2.4
Avg. Stride Length [m]	5.6	6.8	6.9	7.1	7.1	7.1	7.0



- [] Ranking at each section and finish
- .-.- No data available at this section
- NA No data available



Horse/Jockey Name	Art Heist
Final Rank	4
Fastest Section Time (Section)	0:11.38 (600m)
Top Speed [km/h] (Section)	64.2 (200m)
Race State	Finished



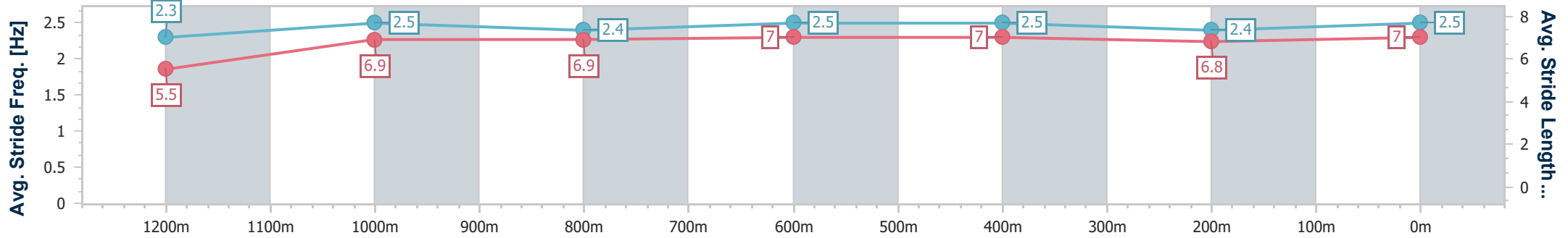
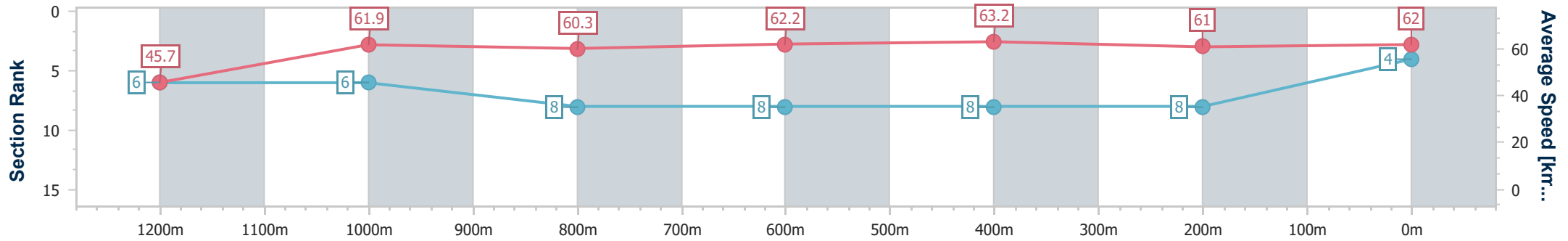
Ipswich QLD Professional
 Race 8: TIACS RACES 3 NOVEMBER RATINGS BAND 0 - 58
 Handicap - 1350m



26 October 2023 - 17:30

Track Rating: Good 3, Weather: Fine, Rail Position: +10m Entire

Section	Overall	1200m	1000m	800m	600m	400m	200m
Section Times	1:21.79 [4] (0:11.80)	1:09.99 [6] (0:11.66)	0:58.33 [6] (0:11.96)	0:46.37 [8] (0:11.59)	0:34.78 [8] (0:11.38)	0:23.40 [8] (0:11.79)	0:11.61 [8] (0:11.61)
Average Speed [km/h]	45.7	61.9	60.3	62.2	63.2	61.0	62.0
Top Speed [km/h]	63.0	63.3	61.2	63.4	63.7	63.2	64.2
Avg. Dist. to Rail [m]	1.9	1.4	0.4	0.2	0.3	0.5	3.6
Avg. Stride Freq. [Hz]	2.3	2.5	2.4	2.5	2.5	2.4	2.5
Avg. Stride Length [m]	5.5	6.9	6.9	7.0	7.0	6.8	7.0



- [] Ranking at each section and finish
- .-.- No data available at this section
- NA No data available



Horse/Jockey Name	Dream Entity
Final Rank	5
Fastest Section Time (Section)	0:11.40 (1200m)
Top Speed [km/h] (Section)	64.4 (1200m)
Race State	Finished

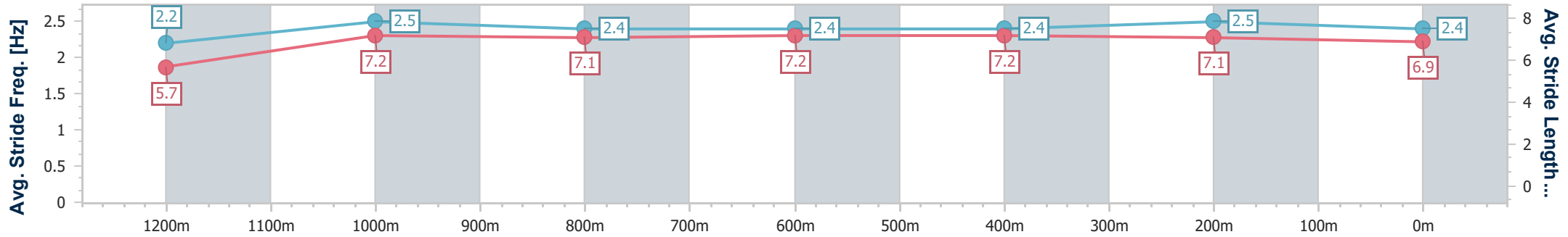
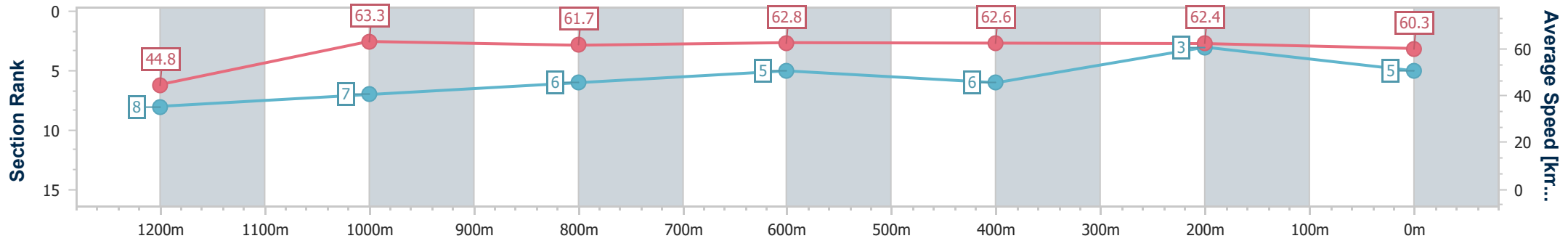


Ipswich QLD Professional
 Race 8: TIACS RACES 3 NOVEMBER RATINGS BAND 0 - 58
 Handicap - 1350m
 26 October 2023 - 17:30



Track Rating: Good 3, Weather: Fine, Rail Position: +10m Entire

Section	Overall	1200m	1000m	800m	600m	400m	200m
Section Times	1:21.79 [5] (0:12.09)	1:09.70 [8] (0:11.40)	0:58.30 [7] (0:11.75)	0:46.55 [6] (0:11.50)	0:35.05 [5] (0:11.55)	0:23.50 [6] (0:11.57)	0:11.93 [3] (0:11.93)
Average Speed [km/h]	44.8	63.3	61.7	62.8	62.6	62.4	60.3
Top Speed [km/h]	61.8	64.4	62.6	63.6	63.3	63.7	62.3
Avg. Dist. to Rail [m]	5.2	2.1	2.1	0.8	1.1	2.3	4.4
Avg. Stride Freq. [Hz]	2.2	2.5	2.4	2.4	2.4	2.5	2.4
Avg. Stride Length [m]	5.7	7.2	7.1	7.2	7.2	7.1	6.9



- [] Ranking at each section and finish
- .-.- No data available at this section
- NA No data available



Horse/Jockey Name	Brazen Impact
Final Rank	6
Fastest Section Time (Section)	0:11.49 (600m)
Top Speed [km/h] (Section)	63.4 (600m)
Race State	Finished



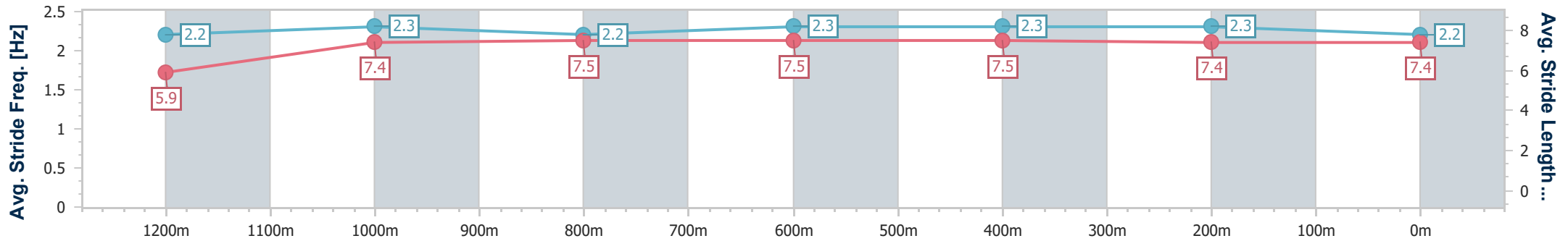
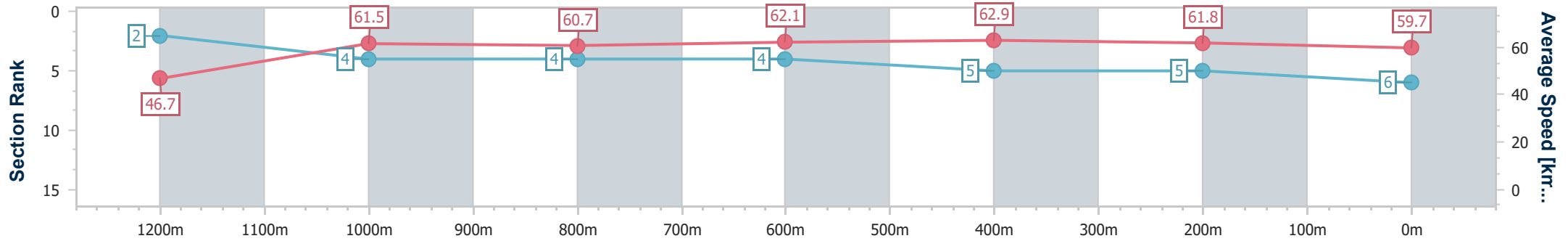
Ipswich QLD Professional
 Race 8: TIACS RACES 3 NOVEMBER RATINGS BAND 0 - 58
 Handicap - 1350m



26 October 2023 - 17:30

Track Rating: Good 3, Weather: Fine, Rail Position: +10m Entire

Section	Overall	1200m	1000m	800m	600m	400m	200m
Section Times	1:21.93 [6] (0:11.56)	1:10.37 [2] (0:11.68)	0:58.69 [4] (0:11.88)	0:46.81 [4] (0:11.57)	0:35.24 [4] (0:11.49)	0:23.75 [5] (0:11.72)	0:12.03 [5] (0:12.03)
Average Speed [km/h]	46.7	61.5	60.7	62.1	62.9	61.8	59.7
Top Speed [km/h]	62.1	62.9	61.3	63.1	63.4	62.9	61.5
Avg. Dist. to Rail [m]	3.1	1.1	0.3	0.2	0.5	1.4	2.2
Avg. Stride Freq. [Hz]	2.2	2.3	2.2	2.3	2.3	2.3	2.2
Avg. Stride Length [m]	5.9	7.4	7.5	7.5	7.5	7.4	7.4



- [] Ranking at each section and finish
- .-.- No data available at this section
- NA No data available



Horse/Jockey Name	Sock'emside
Final Rank	7
Fastest Section Time (Section)	0:11.41 (1200m)
Top Speed [km/h] (Section)	64.1 (1200m)
Race State	Finished

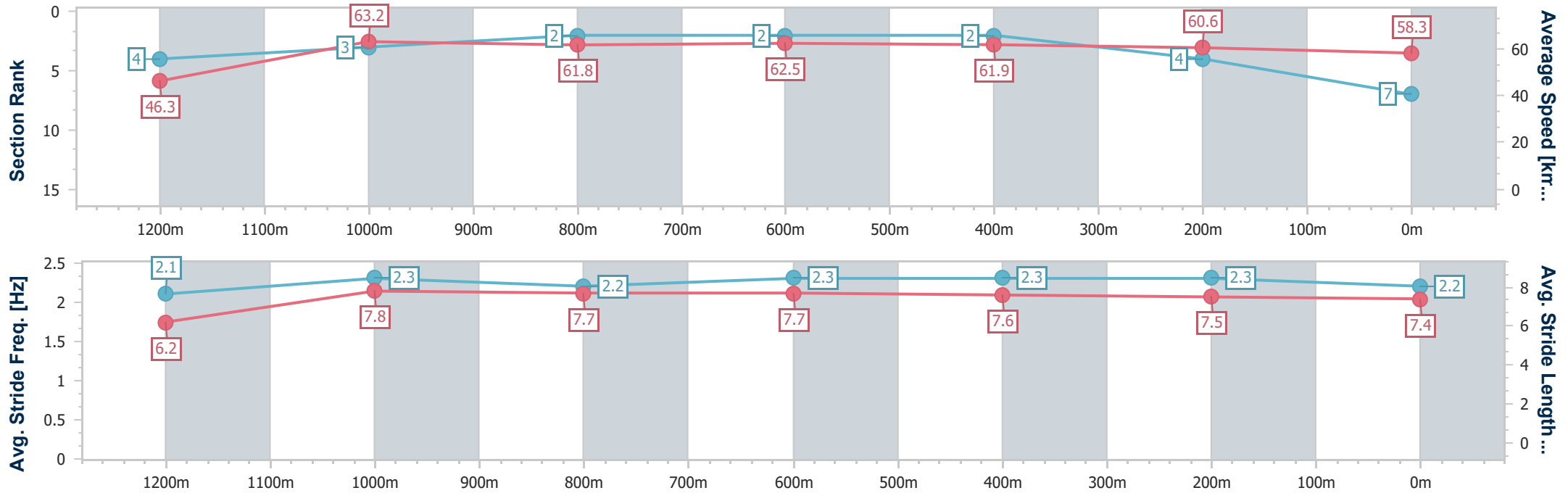


Ipswich QLD Professional
 Race 8: TIACS RACES 3 NOVEMBER RATINGS BAND 0 - 58
 Handicap - 1350m
 26 October 2023 - 17:30



Track Rating: Good 3, Weather: Fine, Rail Position: +10m Entire

Section	Overall	1200m	1000m	800m	600m	400m	200m
Section Times	1:22.21 [7] (0:11.73)	1:10.48 [4] (0:11.41)	0:59.07 [3] (0:11.67)	0:47.40 [2] (0:11.54)	0:35.86 [2] (0:11.63)	0:24.23 [2] (0:11.89)	0:12.34 [4] (0:12.34)
Average Speed [km/h]	46.3	63.2	61.8	62.5	61.9	60.6	58.3
Top Speed [km/h]	63.3	64.1	62.7	62.8	62.2	61.8	60.1
Avg. Dist. to Rail [m]	4.3	2.3	1.0	0.4	0.4	0.5	1.3
Avg. Stride Freq. [Hz]	2.1	2.3	2.2	2.3	2.3	2.3	2.2
Avg. Stride Length [m]	6.2	7.8	7.7	7.7	7.6	7.5	7.4



- [] Ranking at each section and finish
- .-.- No data available at this section
- NA No data available



Horse/Jockey Name	Mighty Ganges
Final Rank	8
Fastest Section Time (Section)	0:11.42 (1200m)
Top Speed [km/h] (Section)	65.5 (1200m)
Race State	Finished



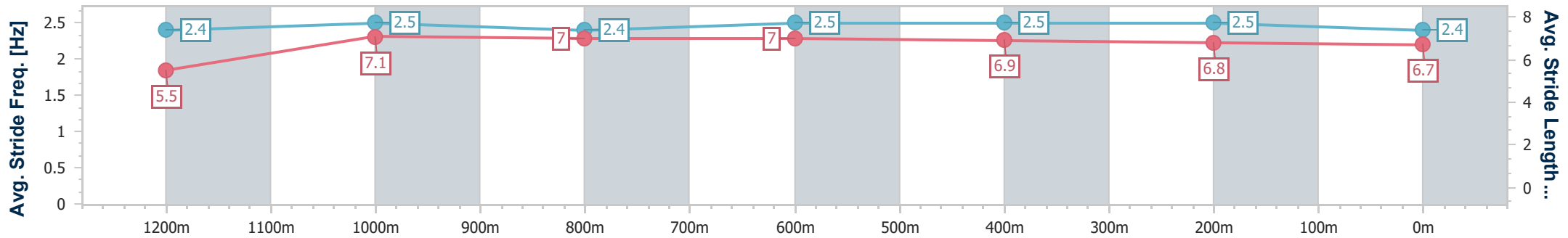
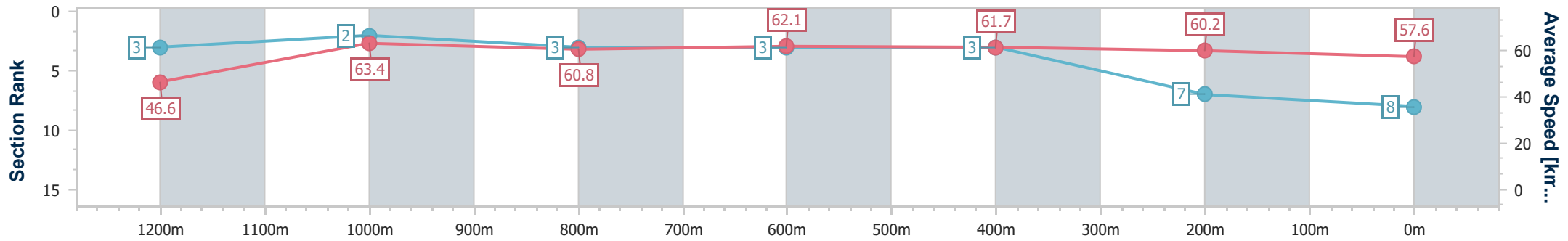
Ipswich QLD Professional
 Race 8: TIACS RACES 3 NOVEMBER RATINGS BAND 0 - 58
 Handicap - 1350m



26 October 2023 - 17:30

Track Rating: Good 3, Weather: Fine, Rail Position: +10m Entire

Section	Overall	1200m	1000m	800m	600m	400m	200m
Section Times	1:22.48 [8] (0:11.58)	1:10.90 [3] (0:11.42)	0:59.48 [2] (0:11.83)	0:47.65 [3] (0:11.55)	0:36.10 [3] (0:11.65)	0:24.45 [3] (0:11.92)	0:12.53 [7] (0:12.53)
Average Speed [km/h]	46.6	63.4	60.8	62.1	61.7	60.2	57.6
Top Speed [km/h]	65.1	65.5	61.9	62.7	62.1	61.2	59.8
Avg. Dist. to Rail [m]	6.1	2.7	0.9	0.9	0.6	0.5	0.4
Avg. Stride Freq. [Hz]	2.4	2.5	2.4	2.5	2.5	2.5	2.4
Avg. Stride Length [m]	5.5	7.1	7.0	7.0	6.9	6.8	6.7



- [] Ranking at each section and finish
- .-.- No data available at this section
- NA No data available