

Ipswich QLD Professional

Race 7: TAB BENCHMARK 62 Handicap - 1350m

26 October 2023 - 16:51

Track Rating: Good 3, Weather: Fine, Rail Position: +10m Entire

Section		Field Times										Last 600m	
		Overall	1200m	1000m	800m	600m	400m						
		1:20.44 (0:11.13)	1:09.31 (0:10.82)	0:58.49 (0:11.18)	0:47.31 (0:11.73)	0:35.58 (0:11.78)	0:23.80 (0:11.70)					0:35.58	
Rank	TAB	Horse/Jockey	Barrier	Top Speed [km/h]	Fastest Section							Distance Travelled [m]	
1	9	SPILL THE SECRET Justin Stanley	1	65.0 1000m	0:11.10 1000m	1:20.44 [1] (0:11.54)	1:08.90 [4] (0:11.24)	0:57.66 [4] (0:11.10)	0:46.56 [4] (0:11.33)	0:35.23 [4] (0:11.64)	0:23.59 [4] (0:11.67)	0:35.23	
2	6	TEXAS STORM Jai Williams	10	66.1 1200m	0:10.94 1200m	1:20.52 [2] (0:11.32)	1:09.20 [3] (0:10.94)	0:58.26 [3] (0:11.14)	0:47.12 [3] (0:11.50)	0:35.62 [2] (0:11.74)	0:23.88 [1] (0:11.70)	0:35.62	+1
3	1	MAGNITUDO Jasper Franklin	2	67.0 1200m	0:10.82 1200m	1:20.66 [3] (0:11.13)	1:09.53 [1] (0:10.82)	0:58.71 [1] (0:11.18)	0:47.53 [1] (0:11.73)	0:35.80 [1] (0:11.79)	0:24.01 [2] (0:11.92)	0:35.80	+1
4	7	ALL THE SHOPS Josh Adams	7	66.1 1000m	0:10.99 1000m	1:20.72 [4] (0:11.85)	1:08.87 [5] (0:11.13)	0:57.74 [5] (0:10.99)	0:46.75 [5] (0:11.32)	0:35.43 [5] (0:11.83)	0:23.60 [5] (0:11.63)	0:35.43	+3
5	2	TEA LEAVES Jake Molloy	8	65.1 1200m	0:11.14 1000m	1:21.27 [5] (0:11.94)	1:09.33 [7] (0:11.24)	0:58.09 [7] (0:11.14)	0:46.95 [7] (0:11.18)	0:35.77 [7] (0:11.72)	0:24.05 [6] (0:11.87)	0:35.77	+3
6	3	WAYLAID Jake Bayliss	12	66.1 1200m	0:11.00 1200m	1:21.63 [6] (0:11.16)	1:10.47 [2] (0:11.00)	0:59.47 [2] (0:11.15)	0:48.32 [2] (0:11.71)	0:36.61 [3] (0:11.83)	0:24.78 [3] (0:12.01)	0:36.61	+4
7	5	LESMURDIE James Orman	11	65.6 1000m	0:11.08 800m	1:21.72 [7] (0:12.24)	1:09.48 [8] (0:11.40)	0:58.08 [8] (0:11.16)	0:46.92 [8] (0:11.08)	0:35.84 [8] (0:11.45)	0:24.39 [8] (0:11.95)	0:35.84	+6
8	4	HARRYANDTHETIGER Shannon Apthorpe	3	65.6 1000m	0:11.04 1000m	1:21.77 [8] (0:11.91)	1:09.86 [6] (0:11.21)	0:58.65 [6] (0:11.04)	0:47.61 [6] (0:11.28)	0:36.33 [6] (0:11.79)	0:24.54 [7] (0:11.91)	0:36.33	+0
9	8	DU MAURIER Taylor Marshall	5	63.2 1000m	0:11.76 1000m	1:31.66 [9] (0:12.32)	1:19.34 [9] (0:11.82)	1:07.52 [9] (0:11.76)	0:55.76 [9] (0:12.06)	0:43.70 [9] (0:13.29)	0:30.41 [9] (0:14.29)	0:43.70	+0

Scratched: Tequila Nights (#11), True Patriot (#12), Roadhouse (#10)

Track Rating: Good 3, Weather: Fine, Rail Position: +10m Entire

Section							200m			Last 600m
Field Times							0:12.10			0:35.58
							(0:12.10)			
Rank	TAB	Horse/Jockey	Barrier	Top Speed [km/h]	Fastest Section	Margin			Distance Travelled [m]	
1	9	SPILL THE SECRET Justin Stanley	1	65.0 1000m	0:11.10 1000m	0:11.92 [2] (0:11.92)	1:20.44		0:35.23	
2	6	TEXAS STORM Jai Williams	10	66.1 1200m	0:10.94 1200m	0:12.18 [1] (0:12.18)	0.4L		0:35.62 +1	
3	1	MAGNITUDO Jasper Franklin	2	67.0 1200m	0:10.82 1200m	0:12.09 [3] (0:12.09)	1.2L		0:35.80 +1	
4	7	ALL THE SHOPS Josh Adams	7	66.1 1000m	0:10.99 1000m	0:11.97 [4] (0:11.97)	1.4L		0:35.43 +3	
5	2	TEA LEAVES Jake Molloy	8	65.1 1200m	0:11.14 1000m	0:12.18 [6] (0:12.18)	4.7L		0:35.77 +3	
6	3	WAYLAID Jake Bayliss	12	66.1 1200m	0:11.00 1200m	0:12.77 [5] (0:12.77)	6.7L		0:36.61 +4	
7	5	LESMURDIE James Orman	11	65.6 1000m	0:11.08 800m	0:12.44 [8] (0:12.44)	7.2L		0:35.84 +6	
8	4	HARRYANDTHETIGER Shannon Apthorpe	3	65.6 1000m	0:11.04 1000m	0:12.63 [7] (0:12.63)	7.4L		0:36.33 +0	
9	8	DU MAURIER Taylor Marshall	5	63.2 1000m	0:11.76 1000m	0:16.12 [9] (0:16.12)	65.4L		0:43.70 +0	

Scratched: Tequila Nights (#11), True Patriot (#12), Roadhouse (#10)



Horse/Jockey Name	Spill The Secret
Final Rank	1
Fastest Section Time (Section)	0:11.10 (1000m)
Top Speed [km/h] (Section)	65.0 (1000m)
Race State	Finished



Ipswich QLD Professional

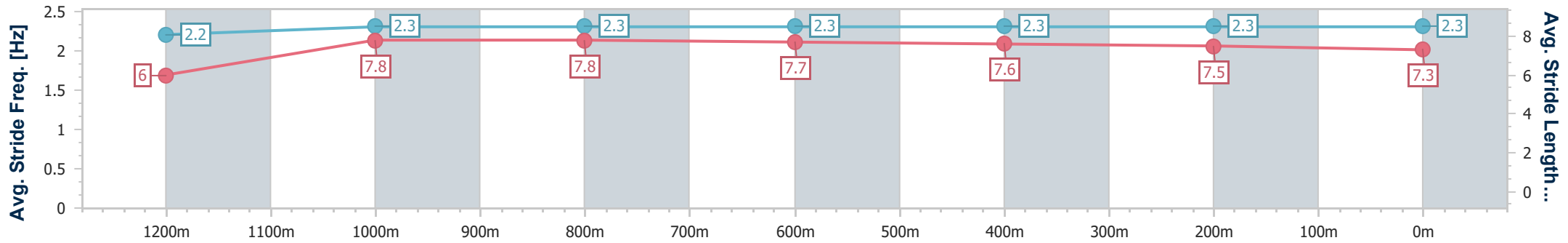
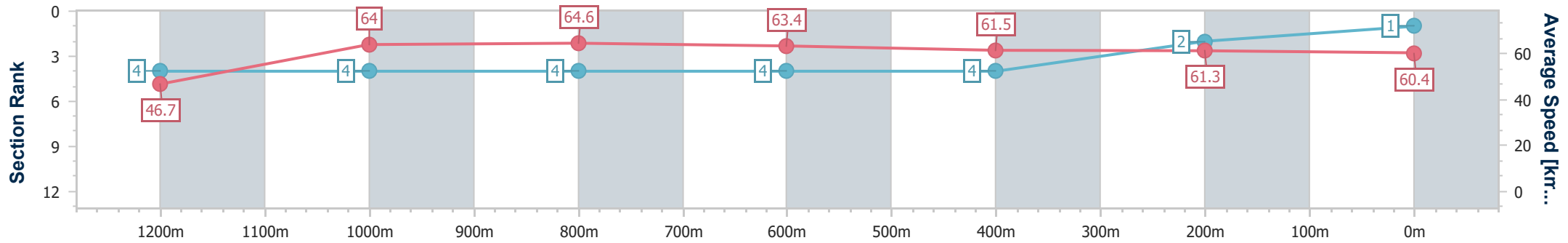
Race 7: TAB BENCHMARK 62 Handicap - 1350m

26 October 2023 - 16:51



Track Rating: Good 3, Weather: Fine, Rail Position: +10m Entire

Section	Overall	1200m	1000m	800m	600m	400m	200m
Section Times	1:20.44 [1] (0:11.54)	1:08.90 [4] (0:11.24)	0:57.66 [4] (0:11.10)	0:46.56 [4] (0:11.33)	0:35.23 [4] (0:11.64)	0:23.59 [4] (0:11.67)	0:11.92 [2] (0:11.92)
Average Speed [km/h]	46.7	64.0	64.6	63.4	61.5	61.3	60.4
Top Speed [km/h]	62.1	64.4	65.0	64.9	62.9	63.0	61.9
Avg. Dist. to Rail [m]	1.6	1.0	1.1	1.5	1.3	0.9	1.6
Avg. Stride Freq. [Hz]	2.2	2.3	2.3	2.3	2.3	2.3	2.3
Avg. Stride Length [m]	6.0	7.8	7.8	7.7	7.6	7.5	7.3



- [] Ranking at each section and finish
- .-.- No data available at this section
- NA No data available



Horse/Jockey Name	Texas Storm
Final Rank	2
Fastest Section Time (Section)	0:10.94 (1200m)
Top Speed [km/h] (Section)	66.1 (1200m)
Race State	Finished



Ipswich QLD Professional

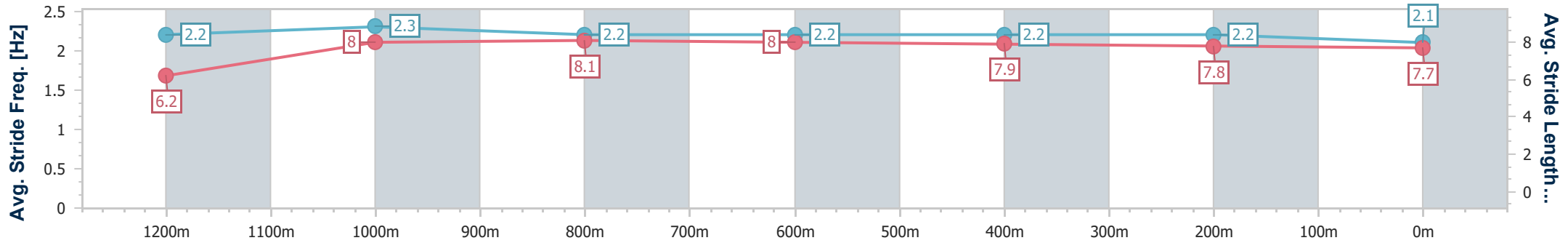
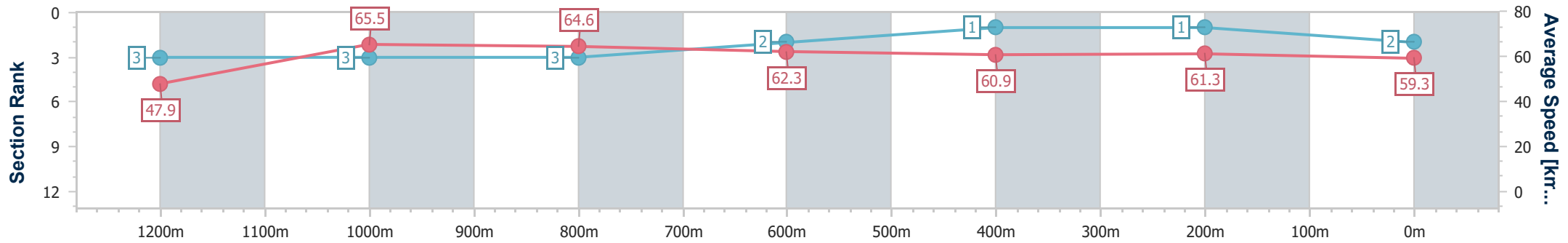
Race 7: TAB BENCHMARK 62 Handicap - 1350m

26 October 2023 - 16:51



Track Rating: Good 3, Weather: Fine, Rail Position: +10m Entire

Section	Overall	1200m	1000m	800m	600m	400m	200m
Section Times	1:20.52 [2] (0:11.32)	1:09.20 [3] (0:10.94)	0:58.26 [3] (0:11.14)	0:47.12 [3] (0:11.50)	0:35.62 [2] (0:11.74)	0:23.88 [1] (0:11.70)	0:12.18 [1] (0:12.18)
Average Speed [km/h]	47.9	65.5	64.6	62.3	60.9	61.3	59.3
Top Speed [km/h]	64.8	66.1	65.8	63.5	61.9	62.1	61.0
Avg. Dist. to Rail [m]	3.0	0.6	1.1	1.3	1.0	0.7	0.5
Avg. Stride Freq. [Hz]	2.2	2.3	2.2	2.2	2.2	2.2	2.1
Avg. Stride Length [m]	6.2	8.0	8.1	8.0	7.9	7.8	7.7



- [] Ranking at each section and finish
- .-.- No data available at this section
- NA No data available



Horse/Jockey Name	Magnitudo
Final Rank	3
Fastest Section Time (Section)	0:10.82 (1200m)
Top Speed [km/h] (Section)	67.0 (1200m)
Race State	Finished



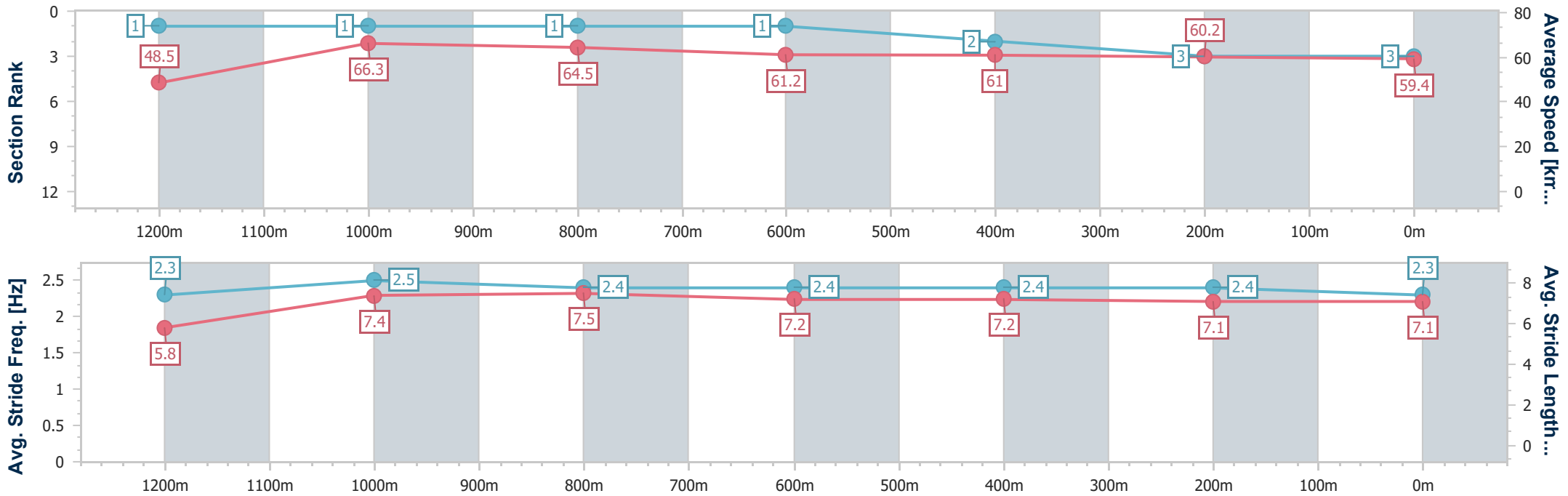
Ipswich QLD Professional
Race 7: TAB BENCHMARK 62 Handicap - 1350m



26 October 2023 - 16:51

Track Rating: Good 3, Weather: Fine, Rail Position: +10m Entire

Section	Overall	1200m	1000m	800m	600m	400m	200m
Section Times	1:20.66 [3] (0:11.13)	1:09.53 [1] (0:10.82)	0:58.71 [1] (0:11.18)	0:47.53 [1] (0:11.73)	0:35.80 [1] (0:11.79)	0:24.01 [2] (0:11.92)	0:12.09 [3] (0:12.09)
Average Speed [km/h]	48.5	66.3	64.5	61.2	61.0	60.2	59.4
Top Speed [km/h]	65.9	67.0	65.8	63.5	61.7	61.2	61.3
Avg. Dist. to Rail [m]	1.2	0.8	0.2	0.2	0.5	1.8	2.0
Avg. Stride Freq. [Hz]	2.3	2.5	2.4	2.4	2.4	2.4	2.3
Avg. Stride Length [m]	5.8	7.4	7.5	7.2	7.2	7.1	7.1



- [] Ranking at each section and finish
- .-.- No data available at this section
- NA No data available



Horse/Jockey Name	All The Shops
Final Rank	4
Fastest Section Time (Section)	0:10.99 (1000m)
Top Speed [km/h] (Section)	66.1 (1000m)
Race State	Finished



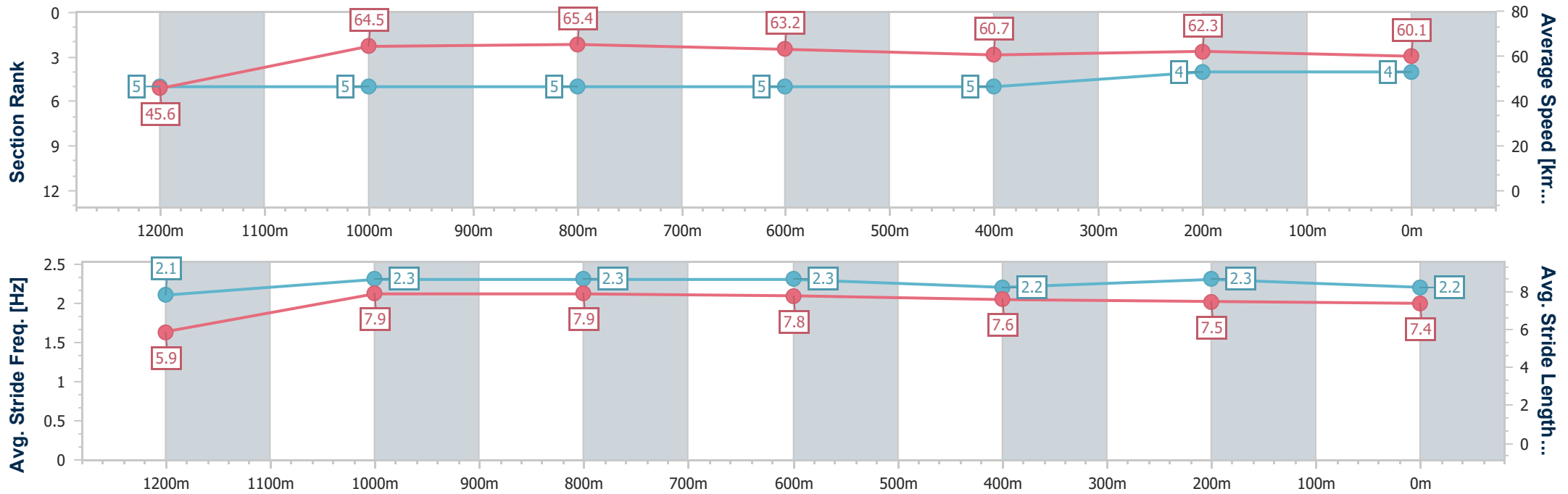
Ipswich QLD Professional
Race 7: TAB BENCHMARK 62 Handicap - 1350m



26 October 2023 - 16:51

Track Rating: Good 3, Weather: Fine, Rail Position: +10m Entire

Section	Overall	1200m	1000m	800m	600m	400m	200m
Section Times	1:20.72 [4] (0:11.85)	1:08.87 [5] (0:11.13)	0:57.74 [5] (0:10.99)	0:46.75 [5] (0:11.32)	0:35.43 [5] (0:11.83)	0:23.60 [5] (0:11.63)	0:11.97 [4] (0:11.97)
Average Speed [km/h]	45.6	64.5	65.4	63.2	60.7	62.3	60.1
Top Speed [km/h]	62.7	65.5	66.1	65.4	63.0	63.3	62.4
Avg. Dist. to Rail [m]	1.9	0.8	1.0	1.4	0.4	2.1	4.4
Avg. Stride Freq. [Hz]	2.1	2.3	2.3	2.3	2.2	2.3	2.2
Avg. Stride Length [m]	5.9	7.9	7.9	7.8	7.6	7.5	7.4



- [] Ranking at each section and finish
- .-.- No data available at this section
- NA No data available



Horse/Jockey Name	Tea Leaves
Final Rank	5
Fastest Section Time (Section)	0:11.14 (1000m)
Top Speed [km/h] (Section)	65.1 (1200m)
Race State	Finished



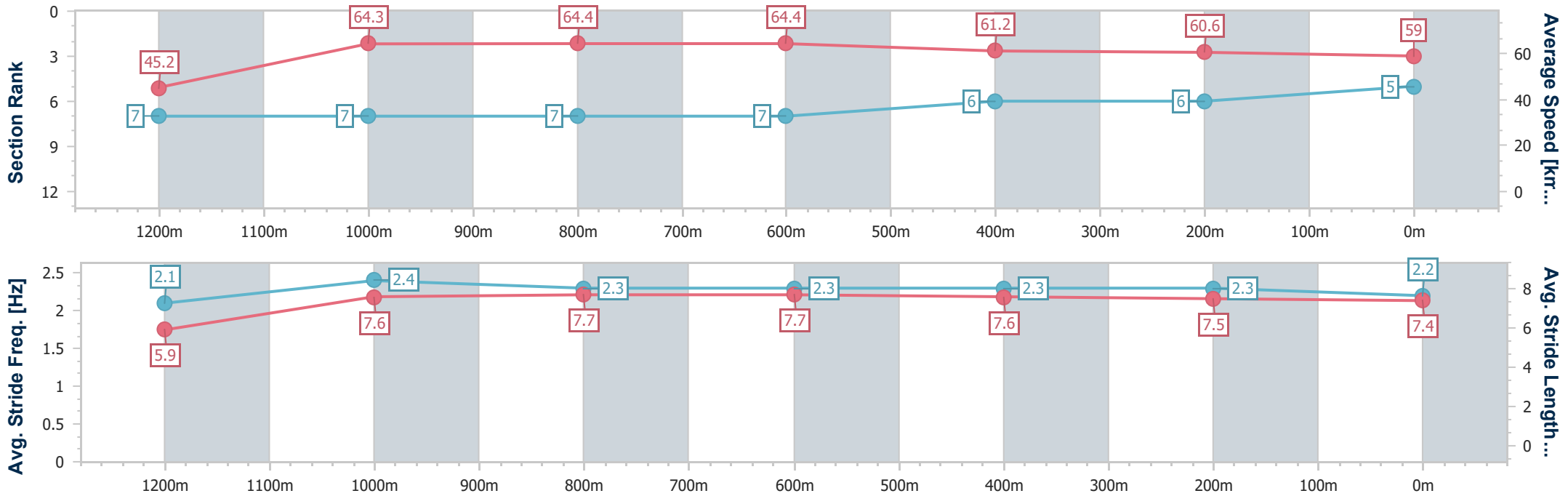
Ipswich QLD Professional
Race 7: TAB BENCHMARK 62 Handicap - 1350m



26 October 2023 - 16:51

Track Rating: Good 3, Weather: Fine, Rail Position: +10m Entire

Section	Overall	1200m	1000m	800m	600m	400m	200m
Section Times	1:21.27 [5] (0:11.94)	1:09.33 [7] (0:11.24)	0:58.09 [7] (0:11.14)	0:46.95 [7] (0:11.18)	0:35.77 [7] (0:11.72)	0:24.05 [6] (0:11.87)	0:12.18 [6] (0:12.18)
Average Speed [km/h]	45.2	64.3	64.4	64.4	61.2	60.6	59.0
Top Speed [km/h]	61.6	65.1	65.0	64.9	62.4	61.2	60.4
Avg. Dist. to Rail [m]	3.0	0.6	0.3	0.2	0.6	0.5	0.3
Avg. Stride Freq. [Hz]	2.1	2.4	2.3	2.3	2.3	2.3	2.2
Avg. Stride Length [m]	5.9	7.6	7.7	7.7	7.6	7.5	7.4



- [] Ranking at each section and finish
- .-.- No data available at this section
- NA No data available



Horse/Jockey Name	Waylaid
Final Rank	6
Fastest Section Time (Section)	0:11.00 (1200m)
Top Speed [km/h] (Section)	66.1 (1200m)
Race State	Finished



Ipswich QLD Professional

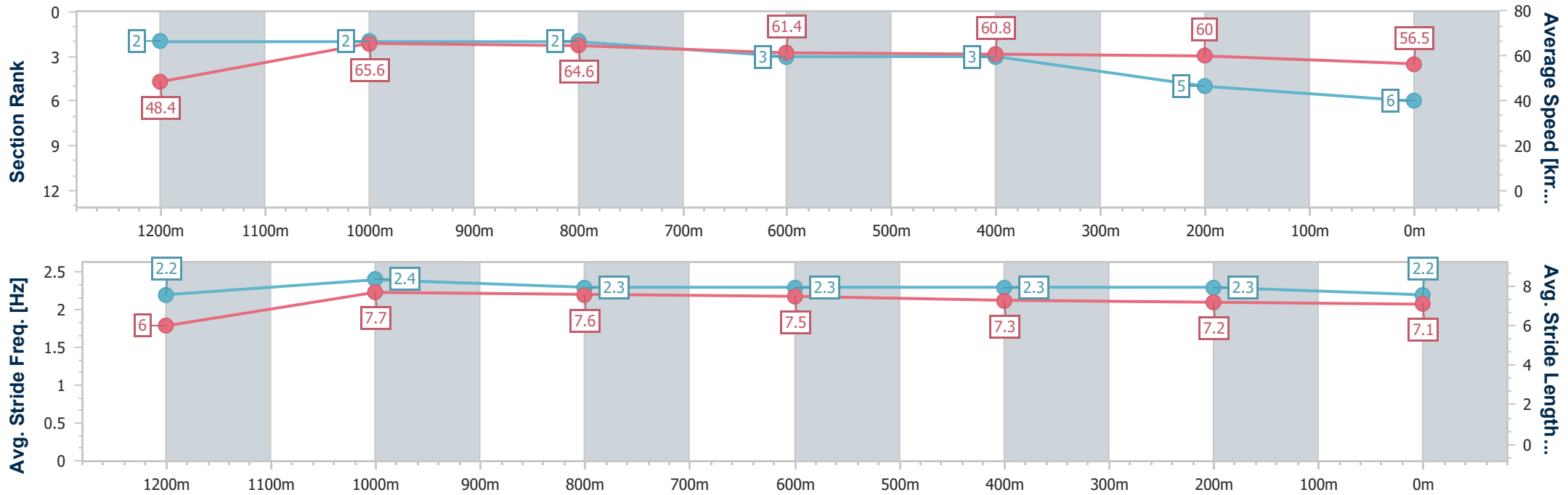
Race 7: TAB BENCHMARK 62 Handicap - 1350m

26 October 2023 - 16:51



Track Rating: Good 3, Weather: Fine, Rail Position: +10m Entire

Section	Overall	1200m	1000m	800m	600m	400m	200m
Section Times	1:21.63 [6] (0:11.16)	1:10.47 [2] (0:11.00)	0:59.47 [2] (0:11.15)	0:48.32 [2] (0:11.71)	0:36.61 [3] (0:11.83)	0:24.78 [3] (0:12.01)	0:12.77 [5] (0:12.77)
Average Speed [km/h]	48.4	65.6	64.6	61.4	60.8	60.0	56.5
Top Speed [km/h]	65.2	66.1	65.8	62.6	61.6	61.6	58.5
Avg. Dist. to Rail [m]	5.1	1.0	0.3	0.4	0.2	0.8	1.4
Avg. Stride Freq. [Hz]	2.2	2.4	2.3	2.3	2.3	2.3	2.2
Avg. Stride Length [m]	6.0	7.7	7.6	7.5	7.3	7.2	7.1



- [] Ranking at each section and finish
- .-.- No data available at this section
- NA No data available



Horse/Jockey Name	Lesmurdie
Final Rank	7
Fastest Section Time (Section)	0:11.08 (800m)
Top Speed [km/h] (Section)	65.6 (1000m)
Race State	Finished



Ipswich QLD Professional

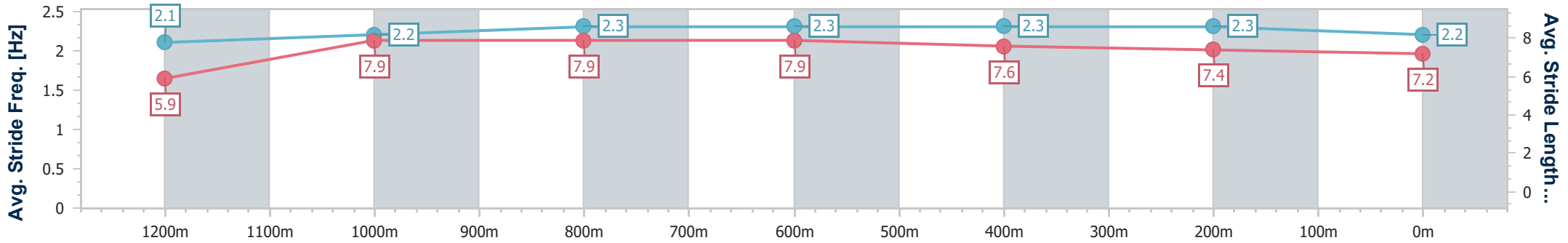
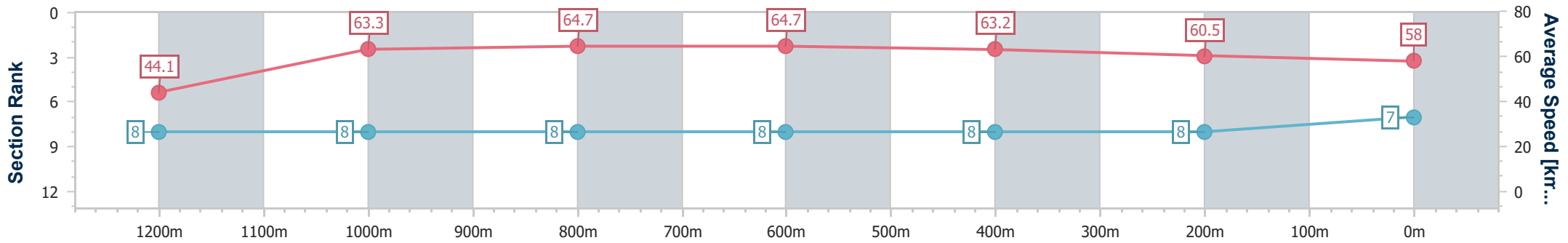
Race 7: TAB BENCHMARK 62 Handicap - 1350m

26 October 2023 - 16:51



Track Rating: Good 3, Weather: Fine, Rail Position: +10m Entire

Section	Overall	1200m	1000m	800m	600m	400m	200m
Section Times	1:21.72 [7] (0:12.24)	1:09.48 [8] (0:11.40)	0:58.08 [8] (0:11.16)	0:46.92 [8] (0:11.08)	0:35.84 [8] (0:11.45)	0:24.39 [8] (0:11.95)	0:12.44 [8]
Average Speed [km/h]	44.1	63.3	64.7	64.7	63.2	60.5	58.0
Top Speed [km/h]	60.3	65.6	65.6	65.5	64.0	62.1	59.4
Avg. Dist. to Rail [m]	4.1	1.0	0.9	0.6	1.0	2.0	3.2
Avg. Stride Freq. [Hz]	2.1	2.2	2.3	2.3	2.3	2.3	2.2
Avg. Stride Length [m]	5.9	7.9	7.9	7.9	7.6	7.4	7.2



- [] Ranking at each section and finish
- .-.- No data available at this section
- NA No data available



Horse/Jockey Name	Harryandthetiger
Final Rank	8
Fastest Section Time (Section)	0:11.04 (1000m)
Top Speed [km/h] (Section)	65.6 (1000m)
Race State	Finished



Ipswich QLD Professional

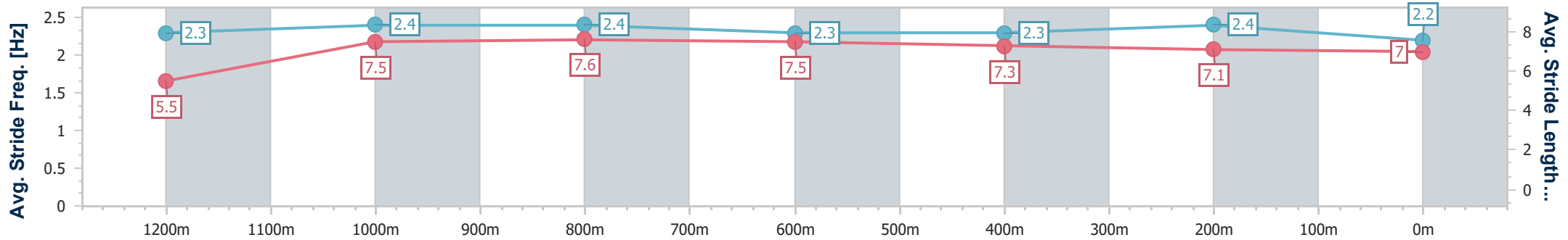
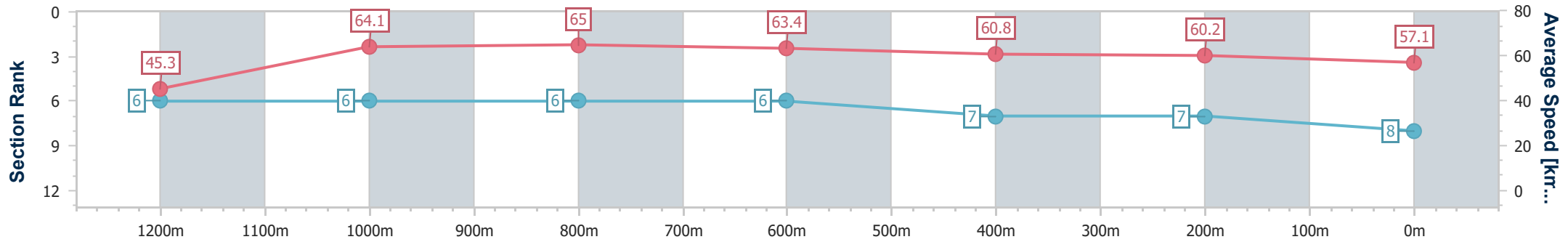
Race 7: TAB BENCHMARK 62 Handicap - 1350m

26 October 2023 - 16:51



Track Rating: Good 3, Weather: Fine, Rail Position: +10m Entire

Section	Overall	1200m	1000m	800m	600m	400m	200m
Section Times	1:21.77 [8] (0:11.91)	1:09.86 [6] (0:11.21)	0:58.65 [6] (0:11.04)	0:47.61 [6] (0:11.28)	0:36.33 [6] (0:11.79)	0:24.54 [7] (0:11.91)	0:12.63 [7] (0:12.63)
Average Speed [km/h]	45.3	64.1	65.0	63.4	60.8	60.2	57.1
Top Speed [km/h]	61.5	65.6	65.6	65.3	61.9	61.0	59.2
Avg. Dist. to Rail [m]	1.8	1.6	1.8	1.8	1.2	0.5	1.0
Avg. Stride Freq. [Hz]	2.3	2.4	2.4	2.3	2.3	2.4	2.2
Avg. Stride Length [m]	5.5	7.5	7.6	7.5	7.3	7.1	7.0



- [] Ranking at each section and finish
- .-.- No data available at this section
- NA No data available



Horse/Jockey Name	Du Maurier
Final Rank	9
Fastest Section Time (Section)	0:11.76 (1000m)
Top Speed [km/h] (Section)	63.2 (1000m)
Race State	Finished



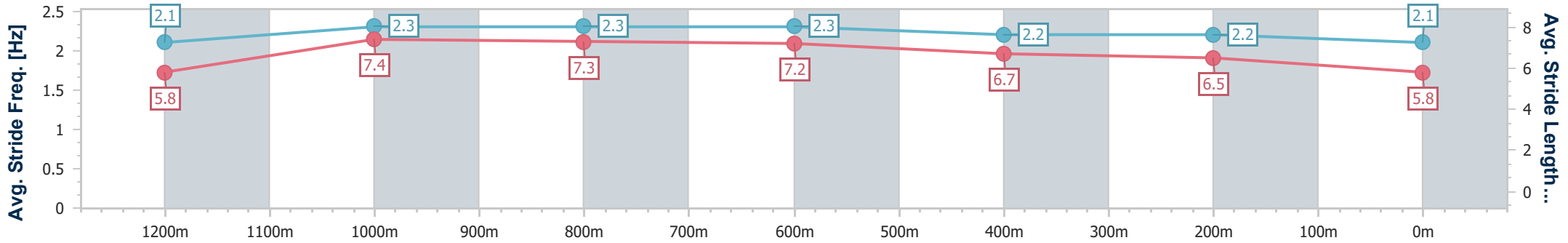
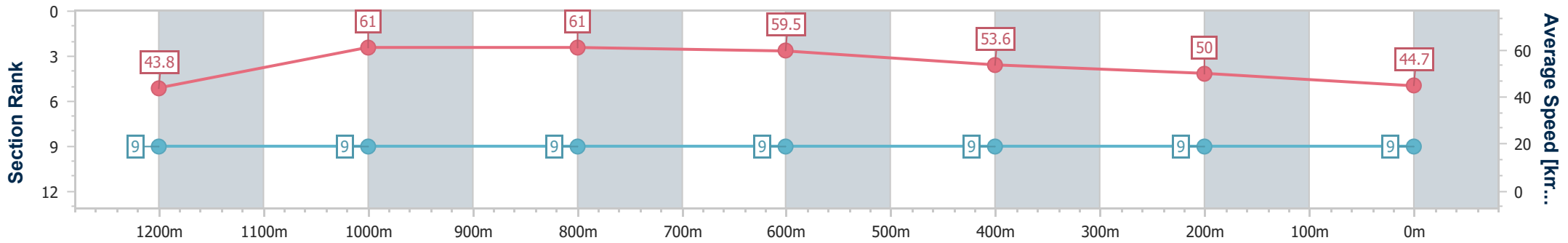
Ipswich QLD Professional
Race 7: TAB BENCHMARK 62 Handicap - 1350m



26 October 2023 - 16:51

Track Rating: Good 3, Weather: Fine, Rail Position: +10m Entire

Section	Overall	1200m	1000m	800m	600m	400m	200m
Section Times	1:31.66 [9] (0:12.32)	1:19.34 [9] (0:11.82)	1:07.52 [9] (0:11.76)	0:55.76 [9] (0:12.06)	0:43.70 [9] (0:13.29)	0:30.41 [9] (0:14.29)	0:16.12 [9] (0:16.12)
Average Speed [km/h]	43.8	61.0	61.0	59.5	53.6	50.0	44.7
Top Speed [km/h]	59.1	62.4	63.2	60.3	58.1	51.7	50.4
Avg. Dist. to Rail [m]	1.6	0.8	0.8	1.3	1.5	1.7	1.3
Avg. Stride Freq. [Hz]	2.1	2.3	2.3	2.3	2.2	2.2	2.1
Avg. Stride Length [m]	5.8	7.4	7.3	7.2	6.7	6.5	5.8



- [] Ranking at each section and finish
- .-.- No data available at this section
- NA No data available