

Track Rating: Good 3, Weather: Fine, Rail Position: +10m Entire

Section													Overall	1600m	1400m	1200m	1000m	800m	600m	Last 600m
Field Times													1:43.43 (0:09.27)	1:34.16 (0:11.56)	1:22.60 (0:11.69)	1:10.91 (0:11.95)	0:58.96 (0:12.00)	0:46.96 (0:11.58)	0:35.38 (0:11.55)	0:35.38
Rank	TAB	Horse/Jockey	Barrier	Top Speed [km/h]	Fastest Section								Distance Travelled [m]							
1	5	HAPPISBURGH Martin Harley	5	63.9 400m	0:09.46 Overall	1:43.43 [1] (0:09.46)	1:33.97 [5] (0:12.07)	1:21.90 [5] (0:11.61)	1:10.29 [5] (0:11.94)	0:58.35 [5] (0:11.92)	0:46.43 [5] (0:11.55)	0:34.88 [5] (0:11.48)	0:34.88							
2	1	PORKY Emily Lang	10	64.5 1600m	0:09.42 Overall	1:44.06 [2] (0:09.42)	1:34.64 [3] (0:11.41)	1:23.23 [1] (0:11.69)	1:11.54 [1] (0:11.95)	0:59.59 [1] (0:12.00)	0:47.59 [1] (0:11.58)	0:36.01 [1] (0:11.55)	0:36.01	-3						
3	11	NAUGHTY HARRY Tiffani Brooker	2	63.6 600m	0:09.64 Overall	1:44.11 [3] (0:09.64)	1:34.47 [6] (0:12.27)	1:22.20 [7] (0:11.70)	1:10.50 [7] (0:11.88)	0:58.62 [7] (0:11.84)	0:46.78 [7] (0:11.51)	0:35.27 [7] (0:11.41)	0:35.27	-3						
4	3	RONLEE GAL James Orman	1	63.9 600m	0:09.43 Overall	1:44.14 [4] (0:09.43)	1:34.71 [4] (0:11.91)	1:22.80 [3] (0:11.64)	1:11.16 [3] (0:11.90)	0:59.26 [3] (0:11.94)	0:47.32 [3] (0:11.56)	0:35.76 [3] (0:11.53)	0:35.76	-2						
5	10	HOT BANANAS Jai Williams	6	62.8 400m	0:09.27 Overall	1:44.30 [5] (0:09.27)	1:35.03 [1] (0:11.96)	1:23.07 [2] (0:11.68)	1:11.39 [2] (0:11.88)	0:59.51 [2] (0:11.86)	0:47.65 [2] (0:11.62)	0:36.03 [2] (0:11.61)	0:36.03	+2						
6	8	DAEDALUS Robbie Dolan	4	64.0 800m	0:10.19 Overall	1:44.49 [6] (0:10.19)	1:34.30 [10] (0:12.24)	1:22.06 [10] (0:11.79)	1:10.27 [10] (0:11.82)	0:58.45 [10] (0:11.71)	0:46.74 [10] (0:11.44)	0:35.30 [10] (0:11.41)	0:35.30	+1						
7	9	DRAKE PASSAGE Boris Thornton	8	63.9 600m	0:09.38 Overall	1:45.18 [7] (0:09.38)	1:35.80 [2] (0:12.13)	1:23.67 [4] (0:11.62)	1:12.05 [4] (0:11.88)	1:00.17 [4] (0:11.86)	0:48.31 [4] (0:11.55)	0:36.76 [4] (0:11.54)	0:36.76	+3						
8	4	BAY STREET Damien Thornton	7	64.5 600m	0:09.93 Overall	1:45.35 [8] (0:09.93)	1:35.42 [9] (0:12.18)	1:23.24 [8] (0:11.77)	1:11.47 [8] (0:11.78)	0:59.69 [8] (0:11.78)	0:47.91 [8] (0:11.48)	0:36.43 [8] (0:11.39)	0:36.43	+3						
9	6	PERUSAL Justin Stanley	3	63.7 600m	0:09.79 Overall	1:45.45 [9] (0:09.79)	1:35.66 [8] (0:12.34)	1:23.32 [9] (0:11.78)	1:11.54 [9] (0:11.86)	0:59.68 [9] (0:11.86)	0:47.82 [9] (0:11.51)	0:36.31 [9] (0:11.45)	0:36.31	-3						
10	12	SAYS WHO Jake Bayliss	12	63.3 800m	0:09.68 Overall	1:45.50 [10] (0:09.68)	1:35.82 [7] (0:12.15)	1:23.67 [6] (0:11.69)	1:11.98 [6] (0:11.84)	1:00.14 [6] (0:11.79)	0:48.35 [6] (0:11.48)	0:36.87 [6] (0:11.73)	0:36.87	+5						

Scratched: The Love Rocket (#7), Irish Exchange (#2)

Track Rating: Good 3, Weather: Fine, Rail Position: +10m Entire

Section				400m	200m			Last 600m		
Field Times				0:23.83 (0:11.89)	0:11.94 (0:11.94)			0:35.38		
Rank	TAB	Horse/Jockey	Barrier	Top Speed [km/h]	Fastest Section	Margin				Distance Travelled [m]
1	5	HAPPISBURGH Martin Harley	5	63.9 400m	0:09.46 Overall	0:23.40 [5] (0:11.52)	0:11.88 [2] (0:11.88)	1:43.43	0:34.88	
2	1	PORKY Emily Lang	10	64.5 1600m	0:09.42 Overall	0:24.46 [1] (0:11.89)	0:12.57 [1] (0:12.57)	3.5L	0:36.01	-3
3	11	NAUGHTY HARRY Tiffani Brooker	2	63.6 600m	0:09.64 Overall	0:23.86 [6] (0:11.71)	0:12.15 [5] (0:12.15)	3.7L	0:35.27	-3
4	3	RONLEE GAL James Orman	1	63.9 600m	0:09.43 Overall	0:24.23 [3] (0:11.75)	0:12.48 [3] (0:12.48)	3.9L	0:35.76	-2
5	10	HOT BANANAS Jai Williams	6	62.8 400m	0:09.27 Overall	0:24.42 [2] (0:11.81)	0:12.61 [4] (0:12.61)	4.7L	0:36.03	+2
6	8	DAEDALUS Robbie Dolan	4	64.0 800m	0:10.19 Overall	0:23.89 [10] (0:11.62)	0:12.27 [7] (0:12.27)	5.7L	0:35.30	+1
7	9	DRAKE PASSAGE Boris Thornton	8	63.9 600m	0:09.38 Overall	0:25.22 [4] (0:12.19)	0:13.03 [6] (0:13.03)	9.7L	0:36.76	+3
8	4	BAY STREET Damien Thornton	7	64.5 600m	0:09.93 Overall	0:25.04 [7] (0:12.04)	0:13.00 [8] (0:13.00)	10.5L	0:36.43	+3
9	6	PERUSAL Justin Stanley	3	63.7 600m	0:09.79 Overall	0:24.86 [9] (0:12.05)	0:12.81 [10] (0:12.81)	11L	0:36.31	-3
10	12	SAYS WHO Jake Bayliss	12	63.3 800m	0:09.68 Overall	0:25.14 [8] (0:12.23)	0:12.91 [9] (0:12.91)	11.2L	0:36.87	+5

Scratched: The Love Rocket (#7), Irish Exchange (#2)



Horse/Jockey Name	Happisburgh
Final Rank	1
Fastest Section Time (Section)	0:09.46 (Overall)
Top Speed [km/h] (Section)	63.9 (400m)
Race State	Finished



Ipswich QLD Professional

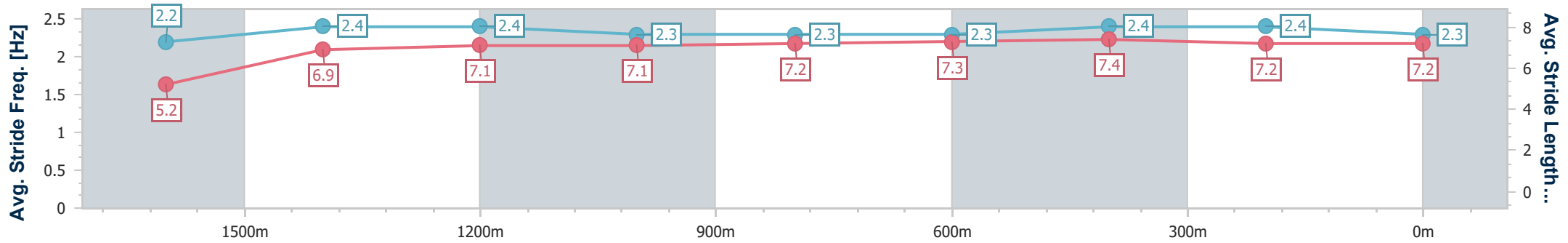
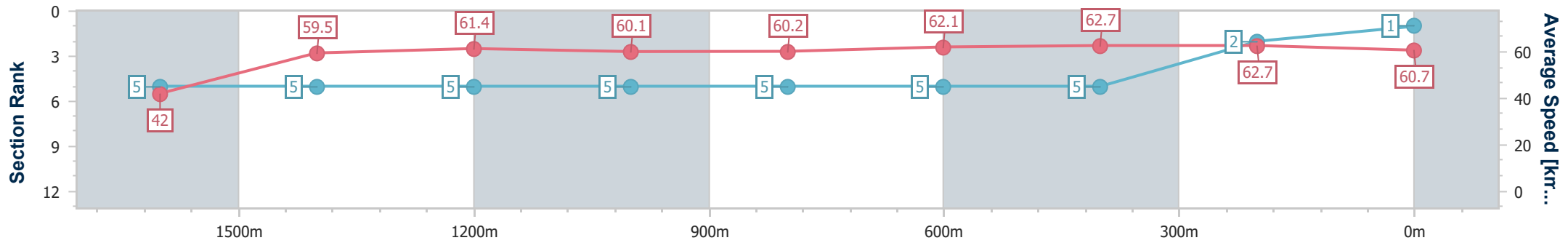
Race 6: SIRROMET BENCHMARK 58 Handicap - 1710m

26 October 2023 - 16:10



Track Rating: Good 3, Weather: Fine, Rail Position: +10m Entire

Section	Overall	1600m	1400m	1200m	1000m	800m	600m	400m	200m
Section Times	1:43.43 [1] (0:09.46)	1:33.97 [5] (0:12.07)	1:21.90 [5] (0:11.61)	1:10.29 [5] (0:11.94)	0:58.35 [5] (0:11.92)	0:46.43 [5] (0:11.55)	0:34.88 [5] (0:11.48)	0:23.40 [5] (0:11.52)	0:11.88 [2] (0:11.88)
Average Speed [km/h]	42.0	59.5	61.4	60.1	60.2	62.1	62.7	62.7	60.7
Top Speed [km/h]	58.3	61.3	62.3	61.3	61.2	63.1	63.7	63.9	63.0
Avg. Dist. to Rail [m]	3.5	1.2	2.0	1.1	0.4	0.9	0.4	1.9	2.7
Avg. Stride Freq. [Hz]	2.2	2.4	2.4	2.3	2.3	2.3	2.4	2.4	2.3
Avg. Stride Length [m]	5.2	6.9	7.1	7.1	7.2	7.3	7.4	7.2	7.2



- [] Ranking at each section and finish
- .-.- No data available at this section
- NA No data available



Horse/Jockey Name	Porky
Final Rank	2
Fastest Section Time (Section)	0:09.42 (Overall)
Top Speed [km/h] (Section)	64.5 (1600m)
Race State	Finished



Ipswich QLD Professional

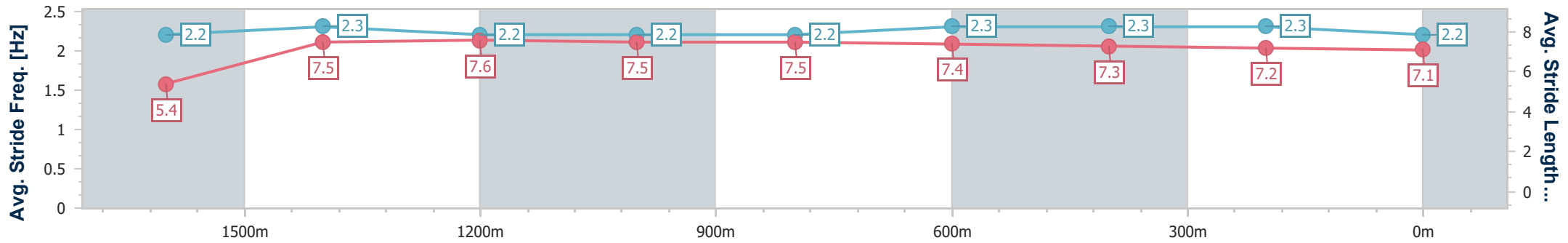
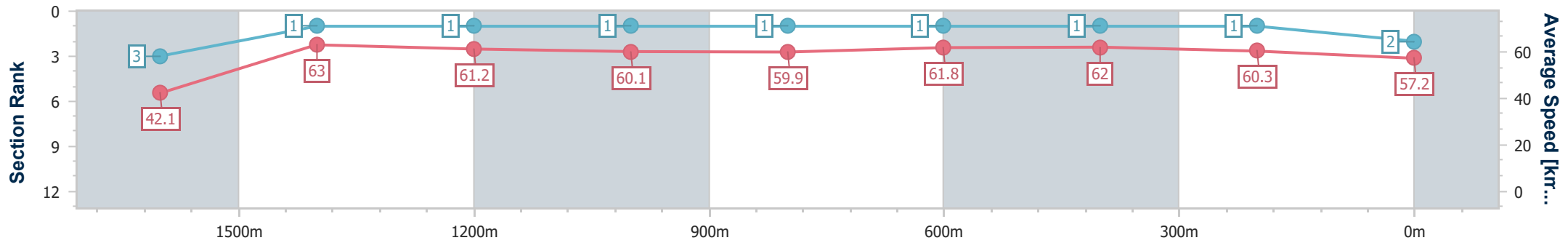
Race 6: SIRROMET BENCHMARK 58 Handicap - 1710m

26 October 2023 - 16:10

Track Rating: Good 3, Weather: Fine, Rail Position: +10m Entire



Section	Overall	1600m	1400m	1200m	1000m	800m	600m	400m	200m
Section Times	1:44.06 [2] (0:09.42)	1:34.64 [3] (0:11.41)	1:23.23 [1] (0:11.69)	1:11.54 [1] (0:11.95)	0:59.59 [1] (0:12.00)	0:47.59 [1] (0:11.58)	0:36.01 [1] (0:11.55)	0:24.46 [1] (0:11.89)	0:12.57 [1] (0:12.57)
Average Speed [km/h]	42.1	63.0	61.2	60.1	59.9	61.8	62.0	60.3	57.2
Top Speed [km/h]	61.4	64.5	61.4	60.9	61.5	62.3	62.3	61.9	59.1
Avg. Dist. to Rail [m]	7.0	1.8	1.4	0.8	0.6	1.1	1.3	1.6	1.6
Avg. Stride Freq. [Hz]	2.2	2.3	2.2	2.2	2.2	2.3	2.3	2.3	2.2
Avg. Stride Length [m]	5.4	7.5	7.6	7.5	7.5	7.4	7.3	7.2	7.1



- [] Ranking at each section and finish
- .-.- No data available at this section
- NA No data available



Horse/Jockey Name	Naughty Harry
Final Rank	3
Fastest Section Time (Section)	0:09.64 (Overall)
Top Speed [km/h] (Section)	63.6 (600m)
Race State	Finished



Ipswich QLD Professional

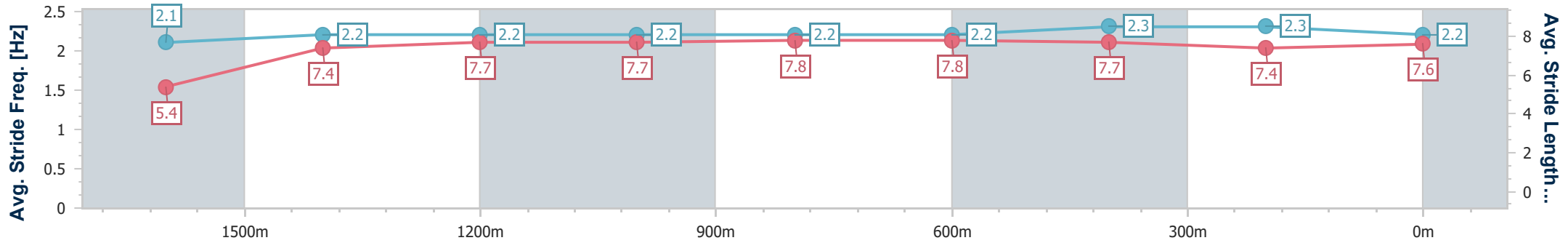
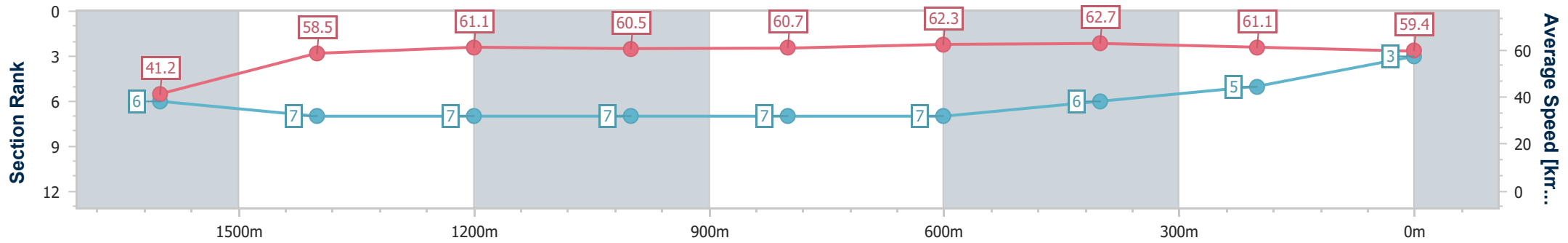
Race 6: SIRROMET BENCHMARK 58 Handicap - 1710m

26 October 2023 - 16:10

Track Rating: Good 3, Weather: Fine, Rail Position: +10m Entire



Section	Overall	1600m	1400m	1200m	1000m	800m	600m	400m	200m				
Section Times	1:44.11 [3] (0:09.64)	1:34.47 [6] (0:12.27)	1:22.20 [7] (0:11.70)	1:10.50 [7] (0:11.88)	0:58.62 [7] (0:11.84)	0:46.78 [7] (0:11.51)	0:35.27 [7] (0:11.41)	0:23.86 [6] (0:11.71)	0:12.15 [5] (0:12.15)				
Average Speed [km/h]	41.2	58.5	61.1	60.5	60.7	62.3	62.7	61.1	59.4				
Top Speed [km/h]	56.5	59.4	62.5	61.7	61.0	63.2	63.6	61.8	61.4				
Avg. Dist. to Rail [m]	1.7	1.5	1.7	0.8	0.5	1.0	1.4	1.1	1.0				
Avg. Stride Freq. [Hz]	2.1	2.2	2.2	2.2	2.2	2.2	2.3	2.3	2.2				
Avg. Stride Length [m]	5.4	7.4	7.7	7.7	7.8	7.8	7.7	7.4	7.6				



- [] Ranking at each section and finish
- .-.- No data available at this section
- NA No data available



Horse/Jockey Name	Ronlee Gal
Final Rank	4
Fastest Section Time (Section)	0:09.43 (Overall)
Top Speed [km/h] (Section)	63.9 (600m)
Race State	Finished



Ipswich QLD Professional

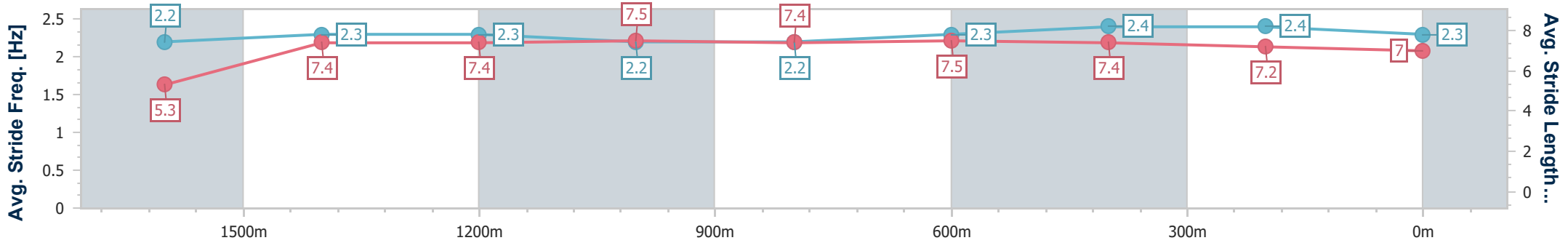
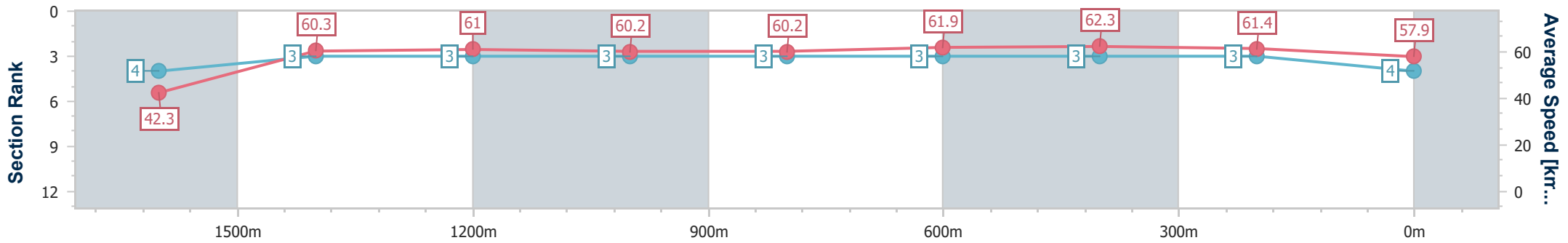
Race 6: SIRROMET BENCHMARK 58 Handicap - 1710m

26 October 2023 - 16:10



Track Rating: Good 3, Weather: Fine, Rail Position: +10m Entire

Section	Overall	1600m	1400m	1200m	1000m	800m	600m	400m	200m
Section Times	1:44.14 [4] (0:09.43)	1:34.71 [4] (0:11.91)	1:22.80 [3] (0:11.64)	1:11.16 [3] (0:11.90)	0:59.26 [3] (0:11.94)	0:47.32 [3] (0:11.56)	0:35.76 [3] (0:11.53)	0:24.23 [3] (0:11.75)	0:12.48 [3] (0:12.48)
Average Speed [km/h]	42.3	60.3	61.0	60.2	60.2	61.9	62.3	61.4	57.9
Top Speed [km/h]	59.8	61.6	62.4	61.7	61.3	62.6	63.9	63.6	60.4
Avg. Dist. to Rail [m]	1.0	2.1	2.4	1.4	1.0	1.4	0.5	1.0	1.1
Avg. Stride Freq. [Hz]	2.2	2.3	2.3	2.2	2.2	2.3	2.4	2.4	2.3
Avg. Stride Length [m]	5.3	7.4	7.4	7.5	7.4	7.5	7.4	7.2	7.0



- [] Ranking at each section and finish
- .-.- No data available at this section
- NA No data available



Horse/Jockey Name	Hot Bananas
Final Rank	5
Fastest Section Time (Section)	0:09.27 (Overall)
Top Speed [km/h] (Section)	62.8 (400m)
Race State	Finished



Ipswich QLD Professional

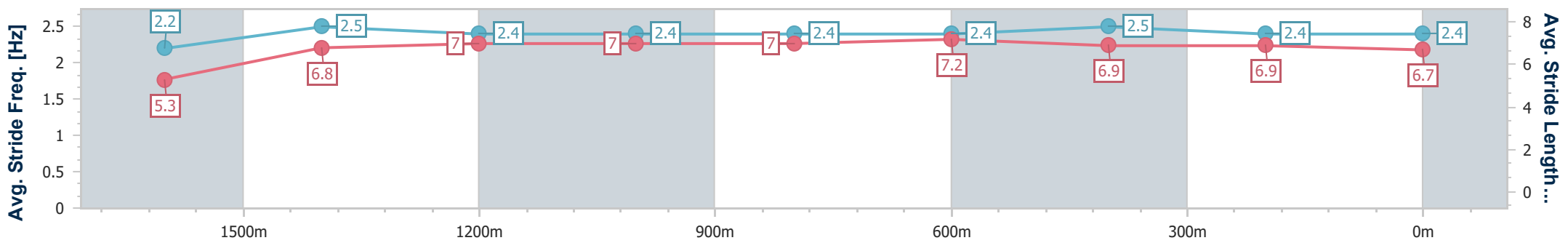
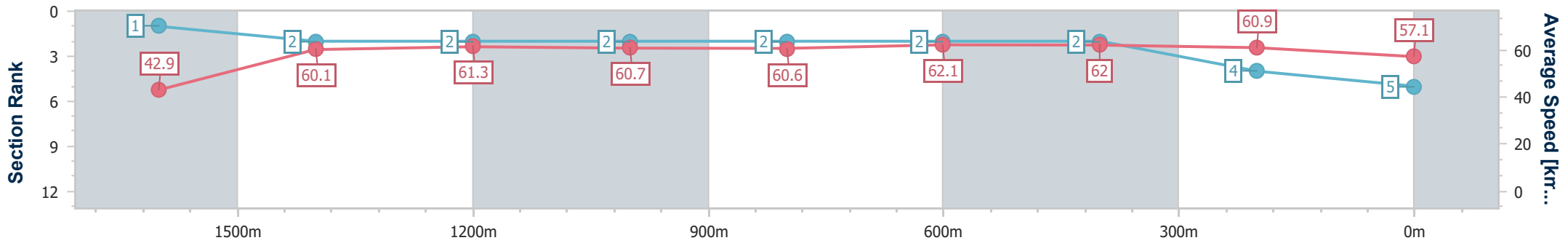
Race 6: SIRROMET BENCHMARK 58 Handicap - 1710m

26 October 2023 - 16:10



Track Rating: Good 3, Weather: Fine, Rail Position: +10m Entire

Section	Overall	1600m	1400m	1200m	1000m	800m	600m	400m	200m
Section Times	1:44.30 [5] (0:09.27)	1:35.03 [1] (0:11.96)	1:23.07 [2] (0:11.68)	1:11.39 [2] (0:11.88)	0:59.51 [2] (0:11.86)	0:47.65 [2] (0:11.62)	0:36.03 [2] (0:11.61)	0:24.42 [2] (0:11.81)	0:12.61 [4] (0:12.61)
Average Speed [km/h]	42.9	60.1	61.3	60.7	60.6	62.1	62.0	60.9	57.1
Top Speed [km/h]	58.8	60.9	62.5	61.2	62.4	62.6	62.6	62.8	59.4
Avg. Dist. to Rail [m]	3.7	1.2	0.8	0.4	0.4	0.3	0.2	0.9	2.0
Avg. Stride Freq. [Hz]	2.2	2.5	2.4	2.4	2.4	2.4	2.5	2.4	2.4
Avg. Stride Length [m]	5.3	6.8	7.0	7.0	7.0	7.2	6.9	6.9	6.7



- [] Ranking at each section and finish
- .-.- No data available at this section
- NA No data available



Horse/Jockey Name	Daedalus
Final Rank	6
Fastest Section Time (Section)	0:10.19 (Overall)
Top Speed [km/h] (Section)	64.0 (800m)
Race State	Finished



Ipswich QLD Professional

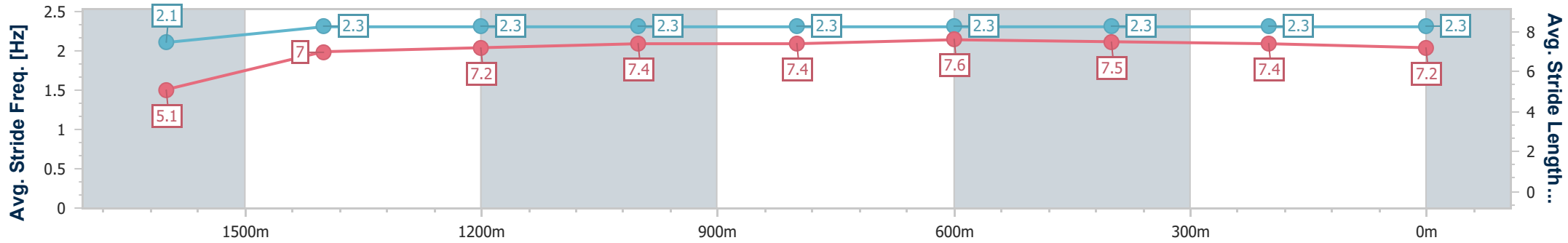
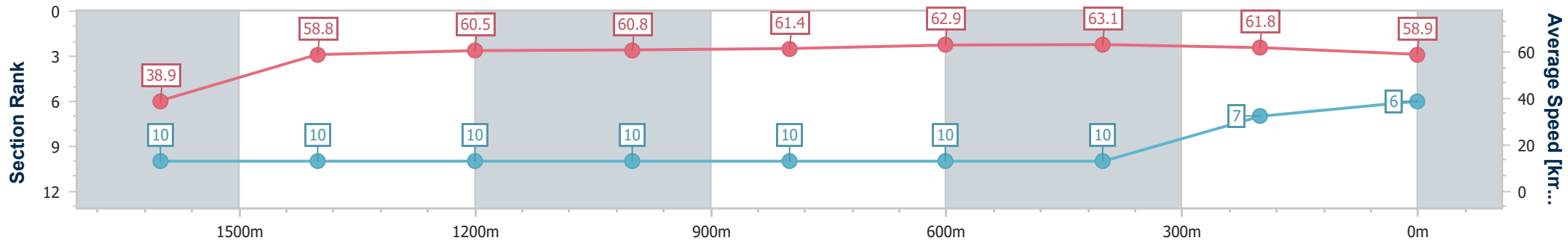
Race 6: SIRROMET BENCHMARK 58 Handicap - 1710m

26 October 2023 - 16:10



Track Rating: Good 3, Weather: Fine, Rail Position: +10m Entire

Section	Overall	1600m	1400m	1200m	1000m	800m	600m	400m	200m
Section Times	1:44.49 [6] (0:10.19)	1:34.30 [10] (0:12.24)	1:22.06 [10] (0:11.79)	1:10.27 [10] (0:11.82)	0:58.45 [10] (0:11.71)	0:46.74 [10] (0:11.44)	0:35.30 [10] (0:11.41)	0:23.89 [10] (0:11.62)	0:12.27 [7] (0:12.27)
Average Speed [km/h]	38.9	58.8	60.5	60.8	61.4	62.9	63.1	61.8	58.9
Top Speed [km/h]	57.1	59.4	62.4	61.9	62.3	64.0	63.7	63.2	61.6
Avg. Dist. to Rail [m]	2.5	0.9	1.5	0.9	0.3	0.3	0.2	0.6	2.6
Avg. Stride Freq. [Hz]	2.1	2.3	2.3	2.3	2.3	2.3	2.3	2.3	2.3
Avg. Stride Length [m]	5.1	7.0	7.2	7.4	7.4	7.6	7.5	7.4	7.2



- [] Ranking at each section and finish
- .-.- No data available at this section
- NA No data available



Horse/Jockey Name	Drake Passage
Final Rank	7
Fastest Section Time (Section)	0:09.38 (Overall)
Top Speed [km/h] (Section)	63.9 (600m)
Race State	Finished



Ipswich QLD Professional

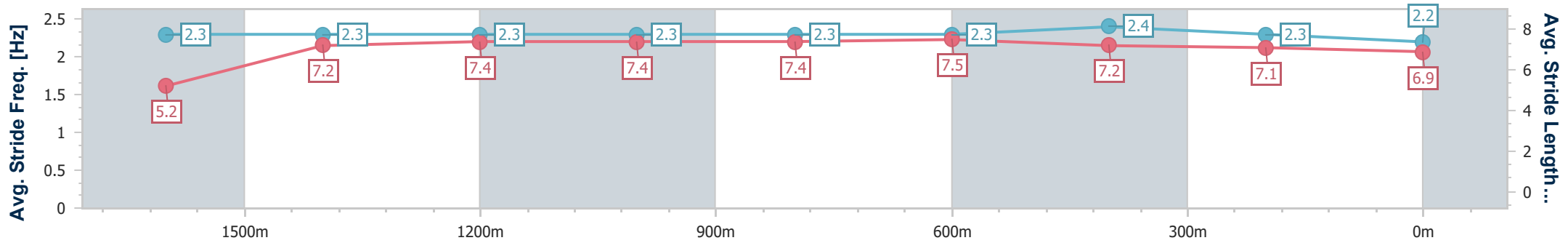
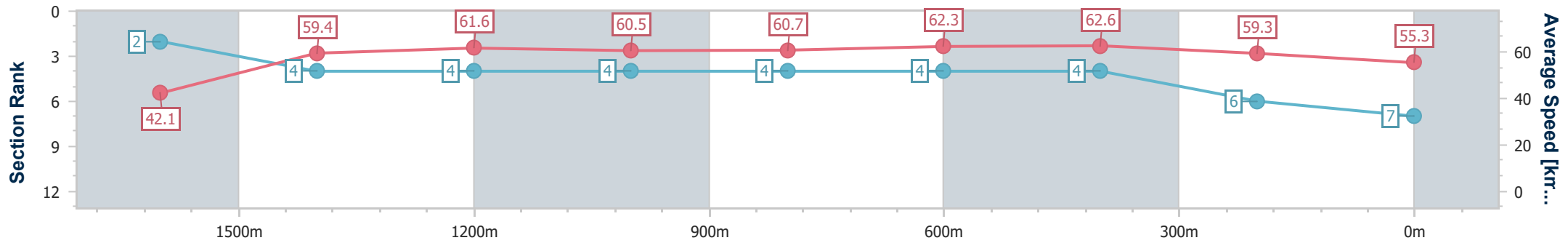
Race 6: SIRROMET BENCHMARK 58 Handicap - 1710m

26 October 2023 - 16:10



Track Rating: Good 3, Weather: Fine, Rail Position: +10m Entire

Section	Overall	1600m	1400m	1200m	1000m	800m	600m	400m	200m
Section Times	1:45.18 [7] (0:09.38)	1:35.80 [2] (0:12.13)	1:23.67 [4] (0:11.62)	1:12.05 [4] (0:11.88)	1:00.17 [4] (0:11.86)	0:48.31 [4] (0:11.55)	0:36.76 [4] (0:11.54)	0:25.22 [4] (0:12.19)	0:13.03 [6] (0:13.03)
Average Speed [km/h]	42.1	59.4	61.6	60.5	60.7	62.3	62.6	59.3	55.3
Top Speed [km/h]	59.7	60.8	62.5	62.0	62.2	62.9	63.9	61.5	58.1
Avg. Dist. to Rail [m]	5.8	1.1	1.2	0.6	0.2	0.2	0.7	2.6	3.4
Avg. Stride Freq. [Hz]	2.3	2.3	2.3	2.3	2.3	2.3	2.4	2.3	2.2
Avg. Stride Length [m]	5.2	7.2	7.4	7.4	7.4	7.5	7.2	7.1	6.9



- [] Ranking at each section and finish
- .-.- No data available at this section
- NA No data available



Horse/Jockey Name	Bay Street
Final Rank	8
Fastest Section Time (Section)	0:09.93 (Overall)
Top Speed [km/h] (Section)	64.5 (600m)
Race State	Finished



Ipswich QLD Professional

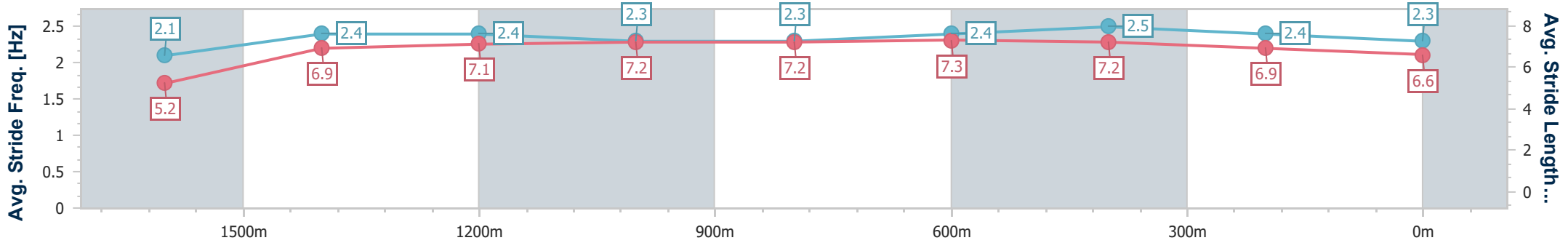
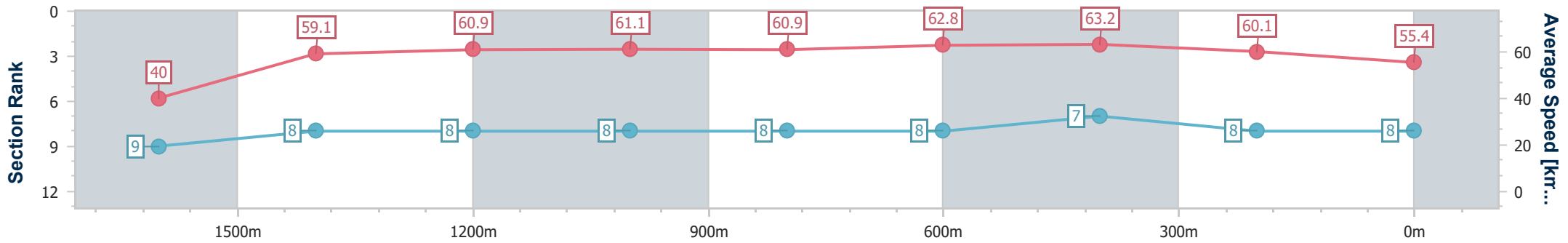
Race 6: SIRROMET BENCHMARK 58 Handicap - 1710m

26 October 2023 - 16:10



Track Rating: Good 3, Weather: Fine, Rail Position: +10m Entire

Section	Overall	1600m	1400m	1200m	1000m	800m	600m	400m	200m
Section Times	1:45.35 [8] (0:09.93)	1:35.42 [9] (0:12.18)	1:23.24 [8] (0:11.77)	1:11.47 [8] (0:11.78)	0:59.69 [8] (0:11.78)	0:47.91 [8] (0:11.48)	0:36.43 [8] (0:11.39)	0:25.04 [7] (0:12.04)	0:13.00 [8] (0:13.00)
Average Speed [km/h]	40.0	59.1	60.9	61.1	60.9	62.8	63.2	60.1	55.4
Top Speed [km/h]	56.8	60.5	62.8	63.2	61.6	63.7	64.5	62.0	59.5
Avg. Dist. to Rail [m]	4.7	0.5	0.8	0.6	0.2	0.2	0.4	2.2	5.8
Avg. Stride Freq. [Hz]	2.1	2.4	2.4	2.3	2.3	2.4	2.5	2.4	2.3
Avg. Stride Length [m]	5.2	6.9	7.1	7.2	7.2	7.3	7.2	6.9	6.6



- [] Ranking at each section and finish
- .-.- No data available at this section
- NA No data available



Horse/Jockey Name	Perusal
Final Rank	9
Fastest Section Time (Section)	0:09.79 (Overall)
Top Speed [km/h] (Section)	63.7 (600m)
Race State	Finished



Ipswich QLD Professional

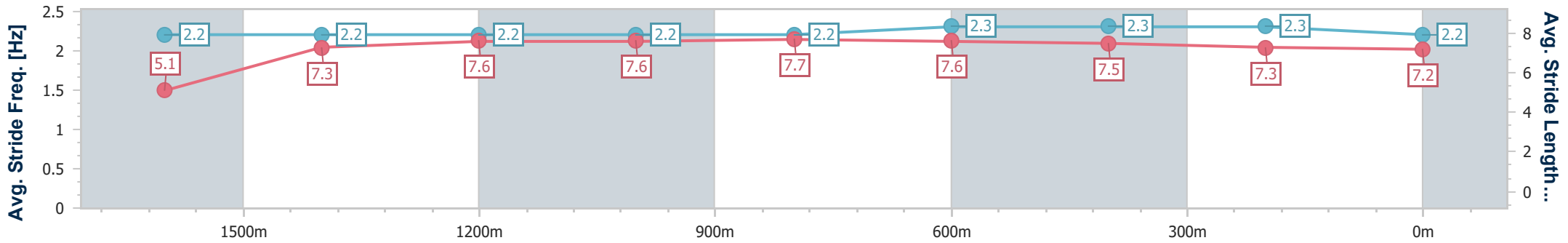
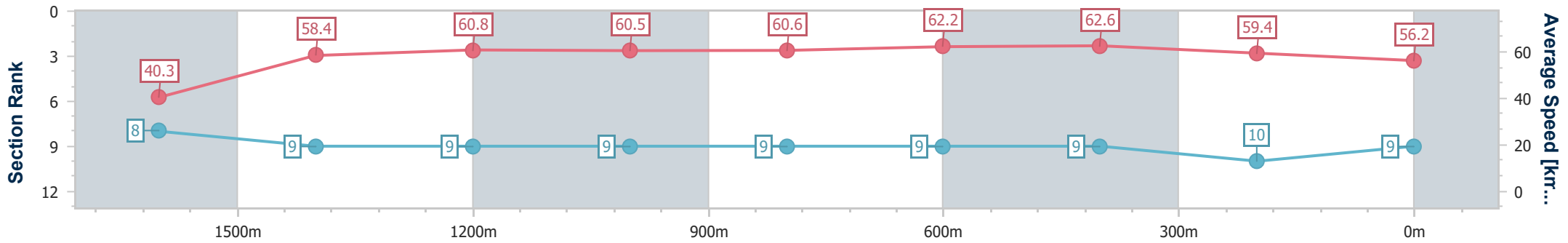
Race 6: SIRROMET BENCHMARK 58 Handicap - 1710m

26 October 2023 - 16:10



Track Rating: Good 3, Weather: Fine, Rail Position: +10m Entire

Section	Overall	1600m	1400m	1200m	1000m	800m	600m	400m	200m
Section Times	1:45.45 [9] (0:09.79)	1:35.66 [8] (0:12.34)	1:23.32 [9] (0:11.78)	1:11.54 [9] (0:11.86)	0:59.68 [9] (0:11.86)	0:47.82 [9] (0:11.51)	0:36.31 [9] (0:11.45)	0:24.86 [9] (0:12.05)	0:12.81 [10] (0:12.81)
Average Speed [km/h]	40.3	58.4	60.8	60.5	60.6	62.2	62.6	59.4	56.2
Top Speed [km/h]	57.5	59.9	62.1	62.4	61.0	63.1	63.7	61.1	57.9
Avg. Dist. to Rail [m]	2.1	1.0	1.5	0.9	0.4	1.0	1.1	1.5	0.5
Avg. Stride Freq. [Hz]	2.2	2.2	2.2	2.2	2.2	2.3	2.3	2.3	2.2
Avg. Stride Length [m]	5.1	7.3	7.6	7.6	7.7	7.6	7.5	7.3	7.2



- [] Ranking at each section and finish
- .-.- No data available at this section
- NA No data available



Horse/Jockey Name	Says Who
Final Rank	10
Fastest Section Time (Section)	0:09.68 (Overall)
Top Speed [km/h] (Section)	63.3 (800m)
Race State	Finished



Ipswich QLD Professional

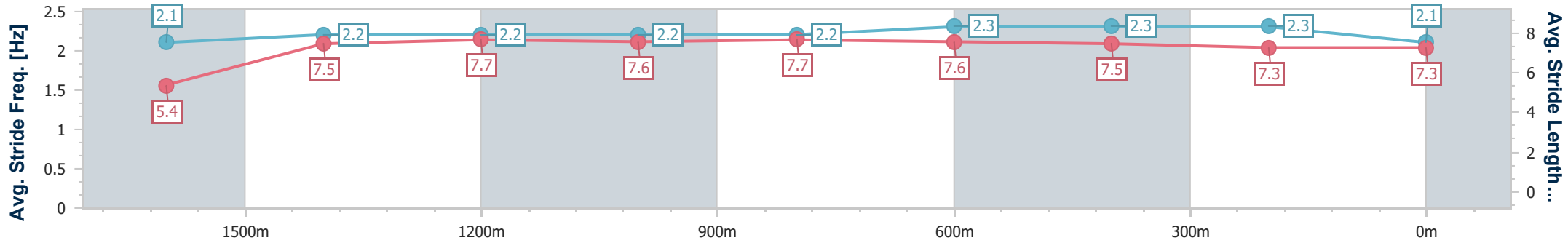
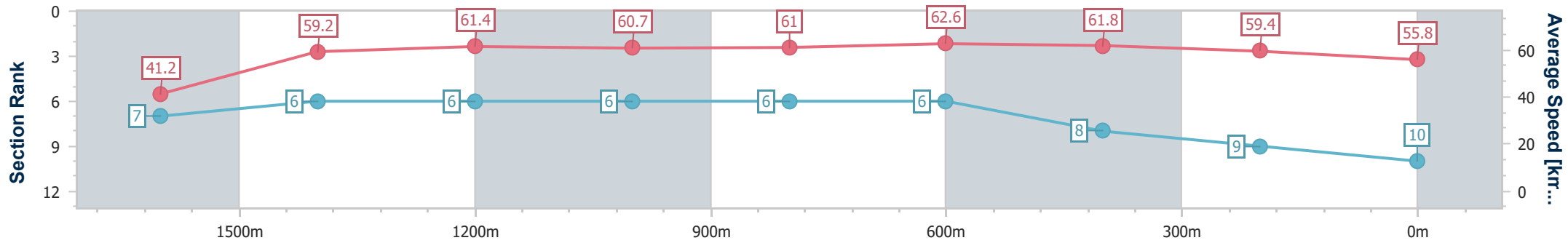
Race 6: SIRROMET BENCHMARK 58 Handicap - 1710m

26 October 2023 - 16:10



Track Rating: Good 3, Weather: Fine, Rail Position: +10m Entire

Section	Overall	1600m	1400m	1200m	1000m	800m	600m	400m	200m
Section Times	1:45.50 [10] (0:09.68)	1:35.82 [7] (0:12.15)	1:23.67 [6] (0:11.69)	1:11.98 [6] (0:11.84)	1:00.14 [6] (0:11.79)	0:48.35 [6] (0:11.48)	0:36.87 [6] (0:11.73)	0:25.14 [8] (0:12.23)	0:12.91 [9]
Average Speed [km/h]	41.2	59.2	61.4	60.7	61.0	62.6	61.8	59.4	55.8
Top Speed [km/h]	60.2	60.7	62.5	62.2	61.6	63.3	62.9	60.7	58.0
Avg. Dist. to Rail [m]	7.3	0.9	1.0	0.7	0.2	0.1	1.2	2.9	3.8
Avg. Stride Freq. [Hz]	2.1	2.2	2.2	2.2	2.2	2.3	2.3	2.3	2.1
Avg. Stride Length [m]	5.4	7.5	7.7	7.6	7.7	7.6	7.5	7.3	7.3



- [] Ranking at each section and finish
- .-.- No data available at this section
- NA No data available