

Track Rating: Good 4, Weather: Fine, Rail Position: +10m Entire

Section		Overall	1000m	800m	600m	400m	200m	Last 600m					
Field Times		1:03.10 (0:08.27)	0:54.83 (0:10.52)	0:44.31 (0:10.67)	0:33.64 (0:10.95)	0:22.69 (0:11.45)	0:11.24 (0:11.24)	0:33.64					
Rank	TAB Horse/Jockey	Barrier	Top Speed [km/h]	Fastest Section	Margin							Distance Travelled [m]	
1	5 HARDWARE LANE Justin Huxtable	1	68.7 1000m	0:08.42 Overall	1:03.10 [1] (0:08.42)	0:54.68 [4] (0:10.76)	0:43.92 [4] (0:10.73)	0:33.19 [3] (0:10.78)	0:22.41 [2] (0:11.17)	0:11.24 [1] (0:11.24)	1:03.10	0:33.19	
2	7 PACIFIC PADRINO Ben Thompson	7	67.7 800m	0:08.55 Overall	1:03.38 [2] (0:08.55)	0:54.83 [6] (0:11.02)	0:43.81 [7] (0:10.77)	0:33.04 [7] (0:10.81)	0:22.23 [6] (0:10.90)	0:11.33 [4] (0:11.33)	1.5L	0:33.04	+1
3	8 BARISTASISTA Jim Byrne	3	68.5 1000m	0:08.49 Overall	1:03.69 [3] (0:08.49)	0:55.20 [5] (0:10.77)	0:44.43 [5] (0:10.76)	0:33.67 [5] (0:10.86)	0:22.81 [5] (0:11.03)	0:11.78 [3] (0:11.78)	3.3L	0:33.67	+3
4	3 NEVER PAID Cejay Graham	5	68.2 1000m	0:08.33 Overall	1:03.87 [4] (0:08.33)	0:55.54 [3] (0:10.72)	0:44.82 [3] (0:10.90)	0:33.92 [4] (0:10.93)	0:22.99 [4] (0:11.33)	0:11.66 [5] (0:11.66)	4.3L	0:33.92	+5
5	4 GLORIOUS RUBY Emily Lang	6	68.8 1000m	0:08.82 Overall	1:03.97 [5] (0:08.82)	0:55.15 [7] (0:10.51)	0:44.64 [6] (0:10.93)	0:33.71 [6] (0:10.93)	0:22.78 [7] (0:11.05)	0:11.73 [6] (0:11.73)	4.8L	0:33.71	+2
6	1 DR WHY NOT Michael Murphy	8	67.5 800m	0:08.88 Overall	1:04.23 [6] (0:08.88)	0:55.35 [8] (0:10.94)	0:44.41 [8] (0:10.67)	0:33.74 [8] (0:10.92)	0:22.82 [8] (0:11.11)	0:11.71 [8] (0:11.71)	6.3L	0:33.74	+3
7	6 KIRRA LASS Jai Williams	2	68.6 1000m	0:08.27 Overall	1:04.41 [7] (0:08.27)	0:56.14 [1] (0:10.52)	0:45.62 [1] (0:10.67)	0:34.95 [1] (0:10.95)	0:24.00 [1] (0:11.45)	0:12.54 [2] (0:12.54)	7.3L	0:34.94	+1
8	2 EASY SINGLE Damien Thornton	4	68.2 1000m	0:08.27 Overall	1:04.47 [8] (0:08.27)	0:56.20 [2] (0:10.66)	0:45.54 [2] (0:10.82)	0:34.72 [2] (0:11.03)	0:23.69 [3] (0:11.51)	0:12.18 [7] (0:12.18)	7.5L	0:34.72	+6



Horse/Jockey Name	Hardware Lane
Final Rank	1
Fastest Section Time (Section)	0:08.42 (Overall)
Top Speed [km/h] (Section)	68.7 (1000m)
Race State	Finished



Ipswich QLD Professional

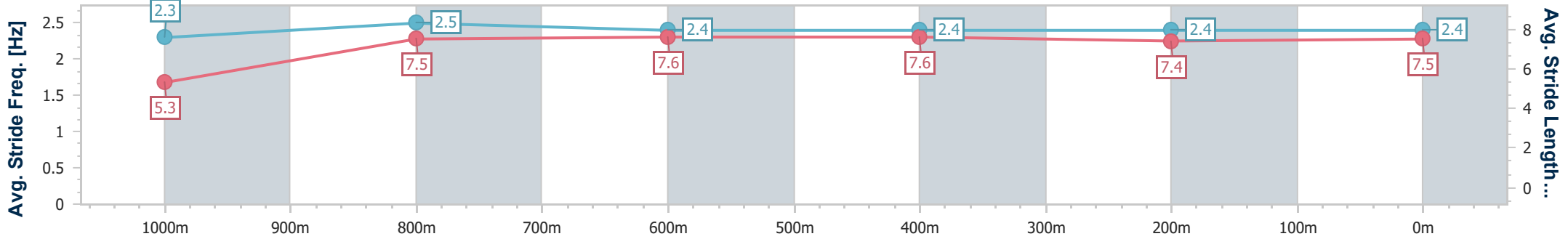
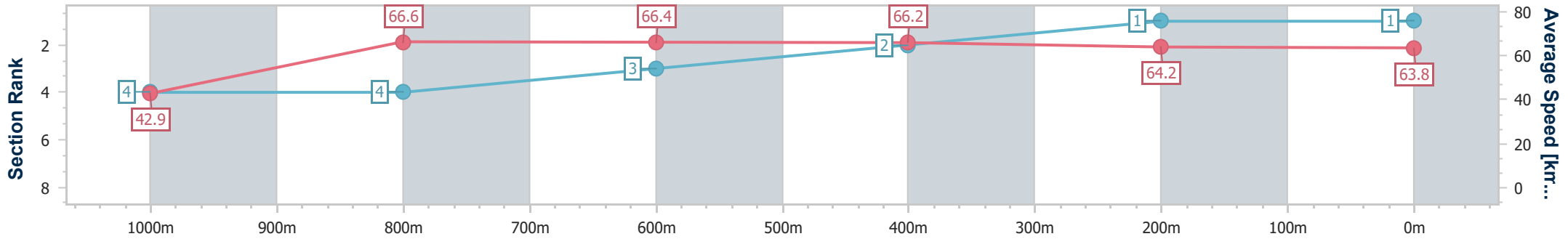
Race 4: GREAT NORTHERN Class 6 Handicap - 1100m

26 October 2023 - 14:56



Track Rating: Good 4, Weather: Fine, Rail Position: +10m Entire

Section	Overall	1000m	800m	600m	400m	200m
Section Times	1:03.10 [1] (0:08.42)	0:54.68 [4] (0:10.76)	0:43.92 [4] (0:10.73)	0:33.19 [3] (0:10.78)	0:22.41 [2] (0:11.17)	0:11.24 [1] (0:11.24)
Average Speed [km/h]	42.9	66.6	66.4	66.2	64.2	63.8
Top Speed [km/h]	63.6	68.7	68.2	67.1	64.9	64.8
Avg. Dist. to Rail [m]	0.8	1.2	2.3	2.3	1.3	0.4
Avg. Stride Freq. [Hz]	2.3	2.5	2.4	2.4	2.4	2.4
Avg. Stride Length [m]	5.3	7.5	7.6	7.6	7.4	7.5



- [] Ranking at each section and finish
- .-.-.- No data available at this section
- NA No data available



Horse/Jockey Name	Pacific Padrino
Final Rank	2
Fastest Section Time (Section)	0:08.55 (Overall)
Top Speed [km/h] (Section)	67.7 (800m)
Race State	Finished



Ipswich QLD Professional

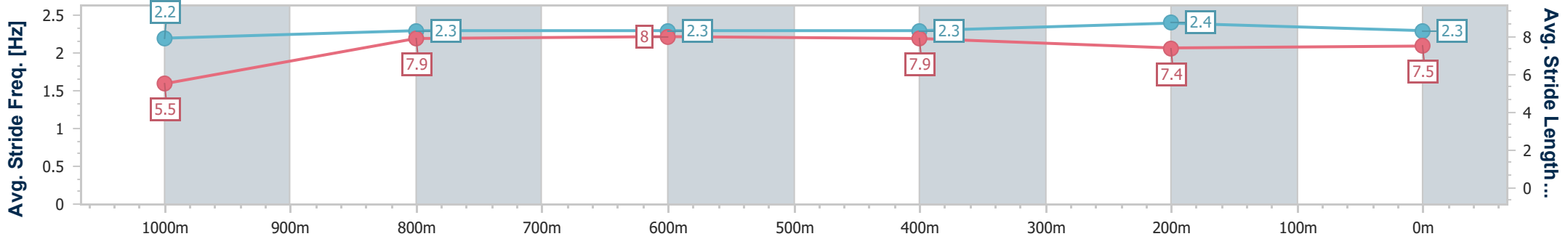
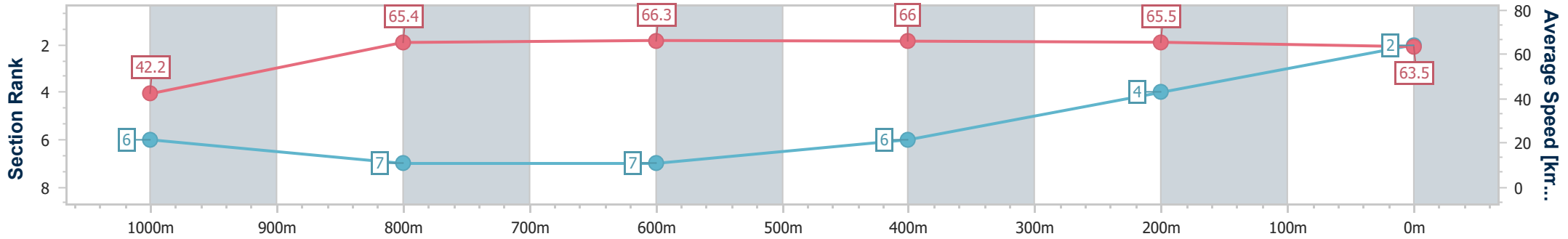
Race 4: GREAT NORTHERN Class 6 Handicap - 1100m

26 October 2023 - 14:56



Track Rating: Good 4, Weather: Fine, Rail Position: +10m Entire

Section	Overall	1000m	800m	600m	400m	200m
Section Times	1:03.38 [2] (0:08.55)	0:54.83 [6] (0:11.02)	0:43.81 [7] (0:10.77)	0:33.04 [7] (0:10.81)	0:22.23 [6] (0:10.90)	0:11.33 [4]
Average Speed [km/h]	42.2	65.4	66.3	66.0	65.5	63.5
Top Speed [km/h]	60.7	67.6	67.7	66.6	66.7	65.3
Avg. Dist. to Rail [m]	6.0	1.6	2.0	2.3	1.8	1.5
Avg. Stride Freq. [Hz]	2.2	2.3	2.3	2.3	2.4	2.3
Avg. Stride Length [m]	5.5	7.9	8.0	7.9	7.4	7.5



- [] Ranking at each section and finish
- .-.- No data available at this section
- NA No data available



Horse/Jockey Name	Baristasista
Final Rank	3
Fastest Section Time (Section)	0:08.49 (Overall)
Top Speed [km/h] (Section)	68.5 (1000m)
Race State	Finished



Ipswich QLD Professional

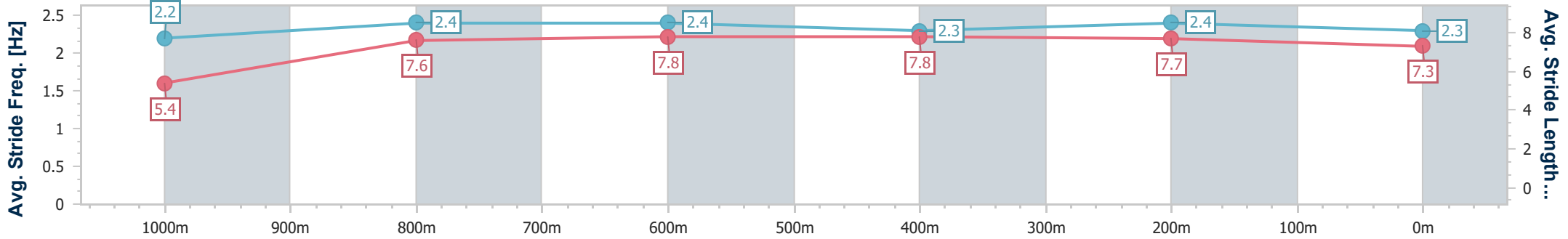
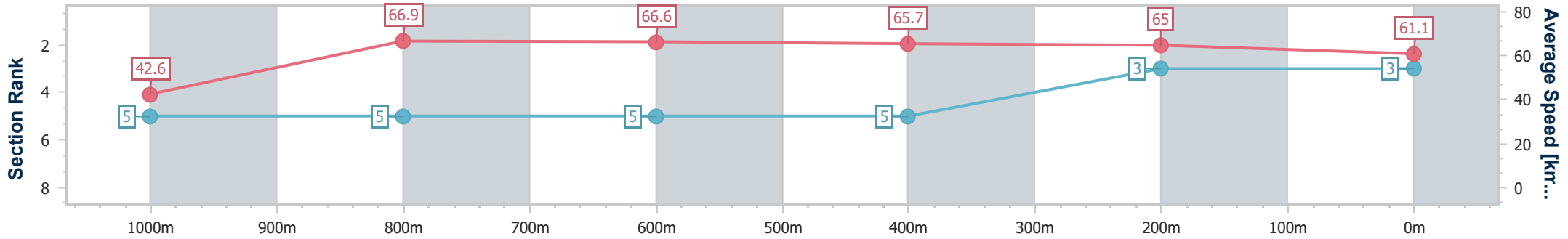
Race 4: GREAT NORTHERN Class 6 Handicap - 1100m

26 October 2023 - 14:56



Track Rating: Good 4, Weather: Fine, Rail Position: +10m Entire

Section	Overall	1000m	800m	600m	400m	200m
Section Times	1:03.69 [3] (0:08.49)	0:55.20 [5] (0:10.77)	0:44.43 [5] (0:10.76)	0:33.67 [5] (0:10.86)	0:22.81 [5] (0:11.03)	0:11.78 [3] (0:11.78)
Average Speed [km/h]	42.6	66.9	66.6	65.7	65.0	61.1
Top Speed [km/h]	62.5	68.5	67.1	66.2	66.8	63.3
Avg. Dist. to Rail [m]	1.6	0.9	1.1	1.9	1.4	1.2
Avg. Stride Freq. [Hz]	2.2	2.4	2.4	2.3	2.4	2.3
Avg. Stride Length [m]	5.4	7.6	7.8	7.8	7.7	7.3



- [] Ranking at each section and finish
- .-.- No data available at this section
- NA No data available



Horse/Jockey Name	Never Paid
Final Rank	4
Fastest Section Time (Section)	0:08.33 (Overall)
Top Speed [km/h] (Section)	68.2 (1000m)
Race State	Finished



Ipswich QLD Professional

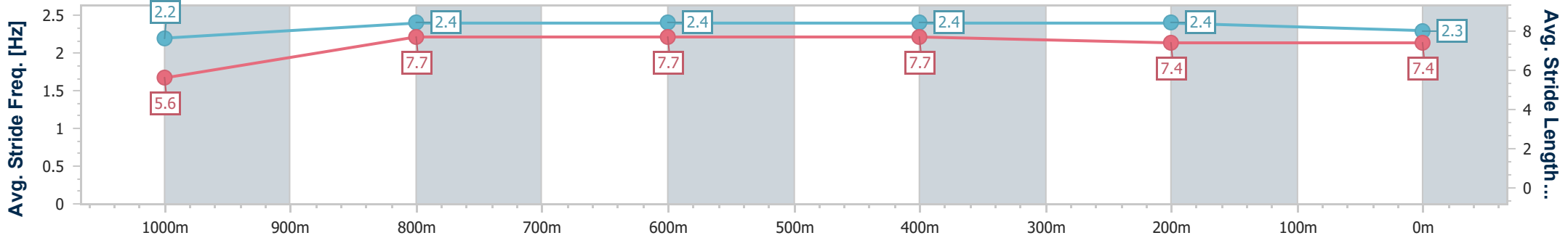
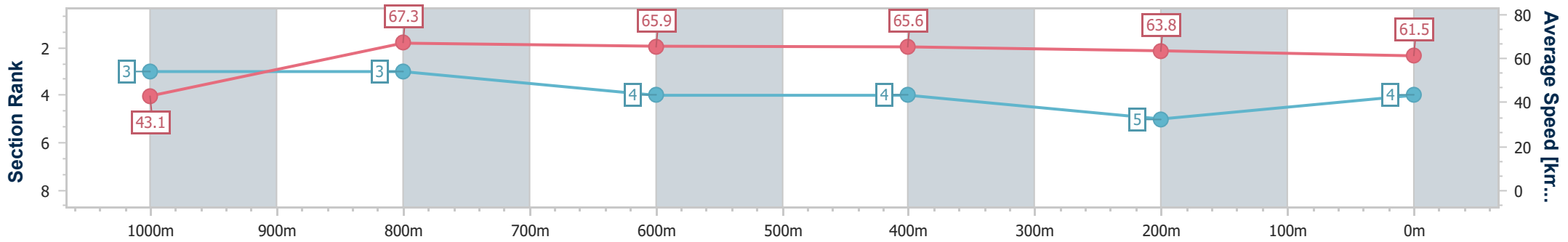
Race 4: GREAT NORTHERN Class 6 Handicap - 1100m

26 October 2023 - 14:56



Track Rating: Good 4, Weather: Fine, Rail Position: +10m Entire

Section	Overall	1000m	800m	600m	400m	200m
Section Times	1:03.87 [4] (0:08.33)	0:55.54 [3] (0:10.72)	0:44.82 [3] (0:10.90)	0:33.92 [4] (0:10.93)	0:22.99 [4] (0:11.33)	0:11.66 [5] (0:11.66)
Average Speed [km/h]	43.1	67.3	65.9	65.6	63.8	61.5
Top Speed [km/h]	65.2	68.2	67.1	66.1	65.3	62.9
Avg. Dist. to Rail [m]	4.0	1.2	0.9	1.2	1.5	3.0
Avg. Stride Freq. [Hz]	2.2	2.4	2.4	2.4	2.4	2.3
Avg. Stride Length [m]	5.6	7.7	7.7	7.7	7.4	7.4



- [] Ranking at each section and finish
- .-.- No data available at this section
- NA No data available



Horse/Jockey Name	Glorious Ruby
Final Rank	5
Fastest Section Time (Section)	0:08.82 (Overall)
Top Speed [km/h] (Section)	68.8 (1000m)
Race State	Finished



Ipswich QLD Professional

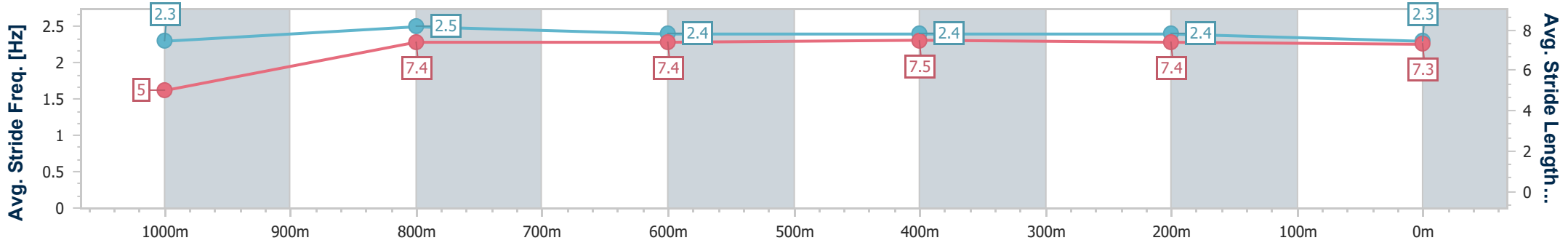
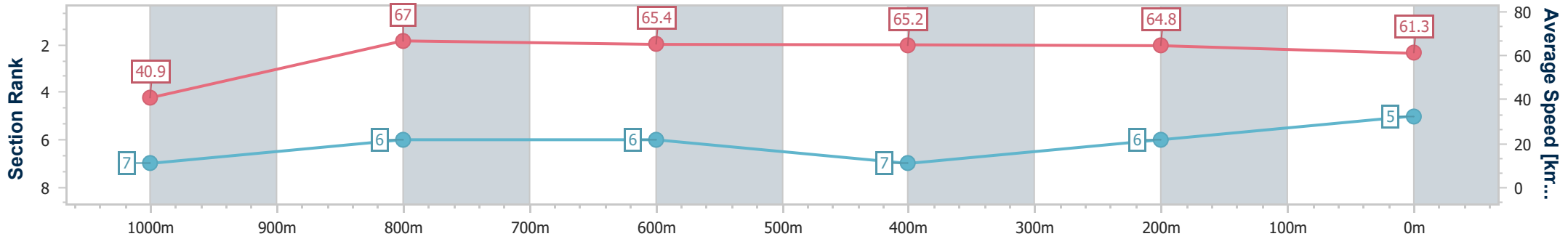
Race 4: GREAT NORTHERN Class 6 Handicap - 1100m

26 October 2023 - 14:56



Track Rating: Good 4, Weather: Fine, Rail Position: +10m Entire

Section	Overall	1000m	800m	600m	400m	200m
Section Times	1:03.97 [5] (0:08.82)	0:55.15 [7] (0:10.51)	0:44.64 [6] (0:10.93)	0:33.71 [6] (0:10.93)	0:22.78 [7] (0:11.05)	0:11.73 [6] (0:11.73)
Average Speed [km/h]	40.9	67.0	65.4	65.2	64.8	61.3
Top Speed [km/h]	64.3	68.8	66.9	65.7	66.2	63.6
Avg. Dist. to Rail [m]	4.0	1.0	1.9	2.4	1.1	0.5
Avg. Stride Freq. [Hz]	2.3	2.5	2.4	2.4	2.4	2.3
Avg. Stride Length [m]	5.0	7.4	7.4	7.5	7.4	7.3



- [] Ranking at each section and finish
- .-.- No data available at this section
- NA No data available



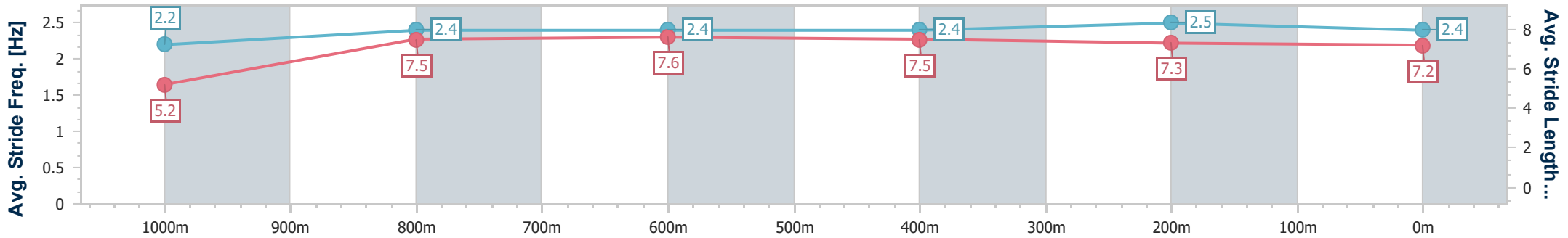
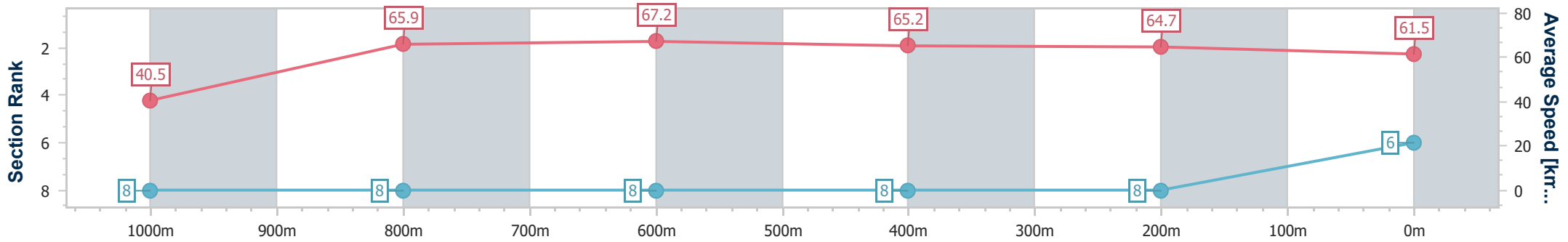
Horse/Jockey Name	Dr Why Not
Final Rank	6
Fastest Section Time (Section)	0:08.88 (Overall)
Top Speed [km/h] (Section)	67.5 (800m)
Race State	Finished



Ipswich QLD Professional
 Race 4: GREAT NORTHERN Class 6 Handicap - 1100m
 26 October 2023 - 14:56
 Track Rating: Good 4, Weather: Fine, Rail Position: +10m Entire



Section	Overall	1000m	800m	600m	400m	200m
Section Times	1:04.23 [6] (0:08.88)	0:55.35 [8] (0:10.94)	0:44.41 [8] (0:10.67)	0:33.74 [8] (0:10.92)	0:22.82 [8] (0:11.11)	0:11.71 [8] (0:11.71)
Average Speed [km/h]	40.5	65.9	67.2	65.2	64.7	61.5
Top Speed [km/h]	62.2	67.0	67.5	66.2	65.5	63.3
Avg. Dist. to Rail [m]	5.5	0.8	1.1	1.7	1.5	1.8
Avg. Stride Freq. [Hz]	2.2	2.4	2.4	2.4	2.5	2.4
Avg. Stride Length [m]	5.2	7.5	7.6	7.5	7.3	7.2



- [] Ranking at each section and finish
- .-.- No data available at this section
- NA No data available



Horse/Jockey Name	Kirra Lass
Final Rank	7
Fastest Section Time (Section)	0:08.27 (Overall)
Top Speed [km/h] (Section)	68.6 (1000m)
Race State	Finished



Ipswich QLD Professional

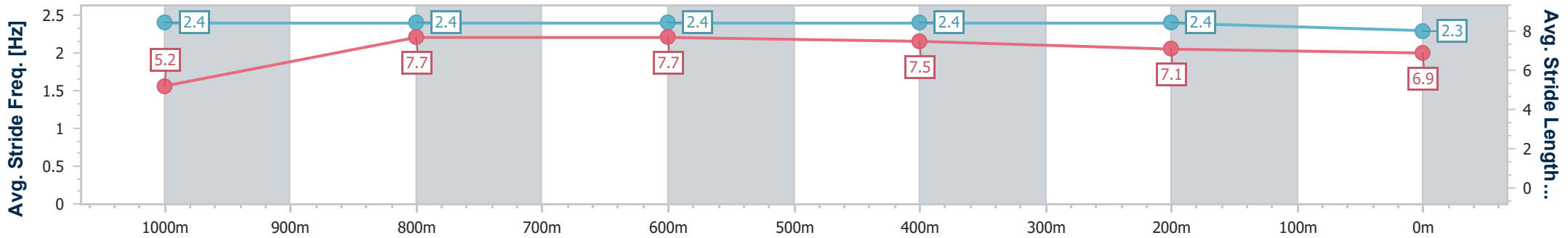
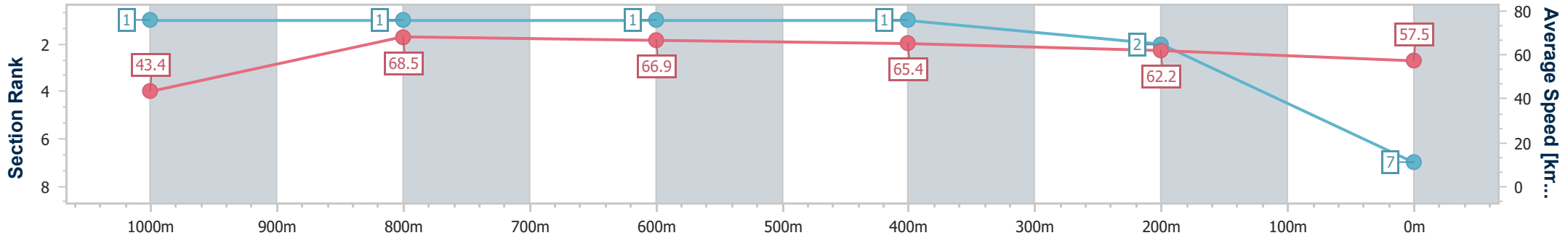
Race 4: GREAT NORTHERN Class 6 Handicap - 1100m

26 October 2023 - 14:56



Track Rating: Good 4, Weather: Fine, Rail Position: +10m Entire

Section	Overall	1000m	800m	600m	400m	200m
Section Times	1:04.41 [7] (0:08.27)	0:56.14 [1] (0:10.52)	0:45.62 [1] (0:10.67)	0:34.95 [1] (0:10.95)	0:24.00 [1] (0:11.45)	0:12.54 [2] (0:12.54)
Average Speed [km/h]	43.4	68.5	66.9	65.4	62.2	57.5
Top Speed [km/h]	68.4	68.6	68.3	66.1	64.9	60.0
Avg. Dist. to Rail [m]	1.1	1.0	1.5	1.4	1.5	0.6
Avg. Stride Freq. [Hz]	2.4	2.4	2.4	2.4	2.4	2.3
Avg. Stride Length [m]	5.2	7.7	7.7	7.5	7.1	6.9



- [] Ranking at each section and finish
- .-.- No data available at this section
- NA No data available



Horse/Jockey Name	Easy Single
Final Rank	8
Fastest Section Time (Section)	0:08.27 (Overall)
Top Speed [km/h] (Section)	68.2 (1000m)
Race State	Finished



Ipswich QLD Professional

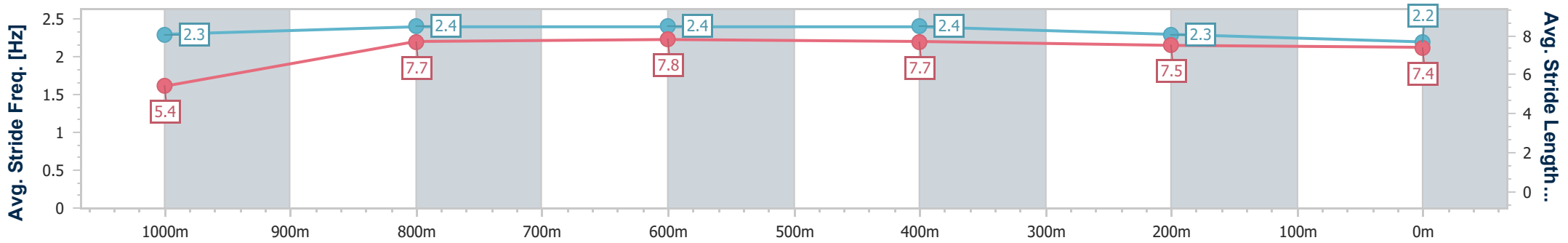
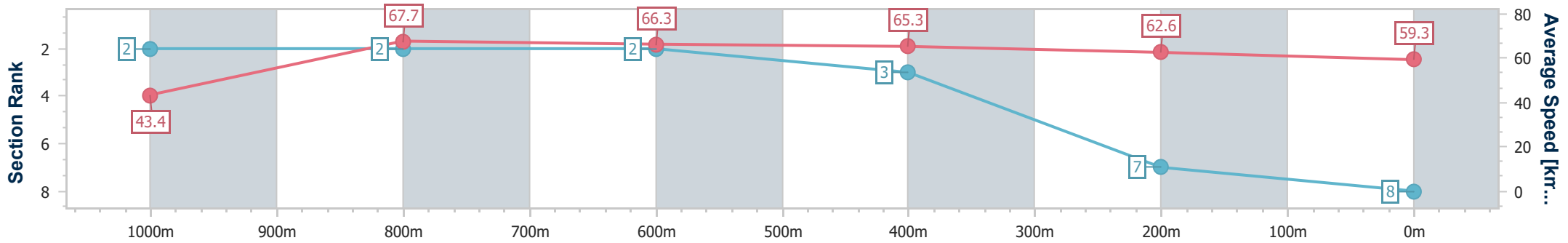
Race 4: GREAT NORTHERN Class 6 Handicap - 1100m

26 October 2023 - 14:56



Track Rating: Good 4, Weather: Fine, Rail Position: +10m Entire

Section	Overall	1000m	800m	600m	400m	200m
Section Times	1:04.47 [8] (0:08.27)	0:56.20 [2] (0:10.66)	0:45.54 [2] (0:10.82)	0:34.72 [2] (0:11.03)	0:23.69 [3] (0:11.51)	0:12.18 [7] (0:12.18)
Average Speed [km/h]	43.4	67.7	66.3	65.3	62.6	59.3
Top Speed [km/h]	65.1	68.2	67.6	66.0	64.5	61.4
Avg. Dist. to Rail [m]	3.4	0.8	0.8	0.5	1.7	3.0
Avg. Stride Freq. [Hz]	2.3	2.4	2.4	2.4	2.3	2.2
Avg. Stride Length [m]	5.4	7.7	7.8	7.7	7.5	7.4



- [] Ranking at each section and finish
- .-.- No data available at this section
- NA No data available