

Track Rating: Good 4, Weather: Fine, Rail Position: +10m Entire

Section										Last 600m		
Field Times		Overall	600m	400m	200m							
		0:45.07 (0:13.12)	0:31.95 (0:10.19)	0:21.76 (0:10.73)	0:11.03 (0:11.03)							0:31.95
Rank	TAB	Horse/Jockey	Barrier	Top Speed [km/h]	Fastest Section					Margin	Distance Travelled [m]	
1	3	MR GALAZI Georgina Cartwright	1	72.0 600m	0:10.09 600m	0:45.07 [1] (0:13.25)	0:31.82 [3] (0:10.09)	0:21.73 [2] (0:10.70)	0:11.03 [1] (0:11.03)	0:45.07	0:31.82	
2	2	MATILLY Justin Stanley	3	71.4 600m	0:10.19 600m	0:45.08 [2] (0:13.12)	0:31.96 [1] (0:10.19)	0:21.77 [1] (0:10.80)	0:10.97 [2] (0:10.97)	0.1L	0:31.96	+2
3	1	PRINCESS LUNAR Jasper Franklin	5	71.3 600m	0:10.36 600m	0:45.29 [3] (0:13.21)	0:32.08 [2] (0:10.36)	0:21.72 [3] (0:10.71)	0:11.01 [3] (0:11.01)	1.1L	0:32.08	+3
4	7	PIANIST Emily Lang	6	70.8 Overall	0:10.42 600m	0:45.37 [4] (0:13.50)	0:31.87 [5] (0:10.42)	0:21.45 [4] (0:10.55)	0:10.90 [4] (0:10.90)	1.5L	0:31.87	+0
5	9	BONGANI Melea Castle	7	69.5 600m	0:10.51 600m	0:45.99 [5] (0:13.46)	0:32.53 [4] (0:10.51)	0:22.02 [5] (0:10.71)	0:11.31 [5] (0:11.31)	5L	0:32.53	+2
6	5	SEQUESAY Rikki Jamieson	2	69.6 Overall	0:10.64 400m	0:46.27 [6] (0:13.76)	0:32.51 [6] (0:10.75)	0:21.76 [6] (0:10.64)	0:11.12 [6] (0:11.12)	6.5L	0:32.51	+1

Scratched: Substitution (#4), Flying Annie (#6), Bag Of Whitt (#8)



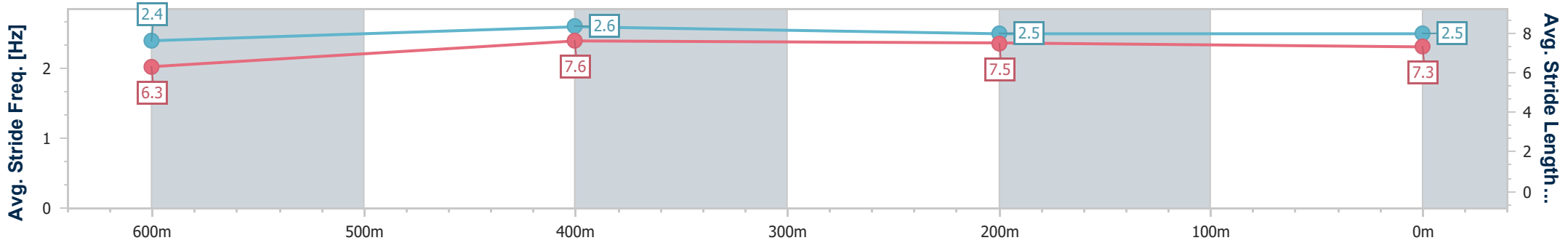
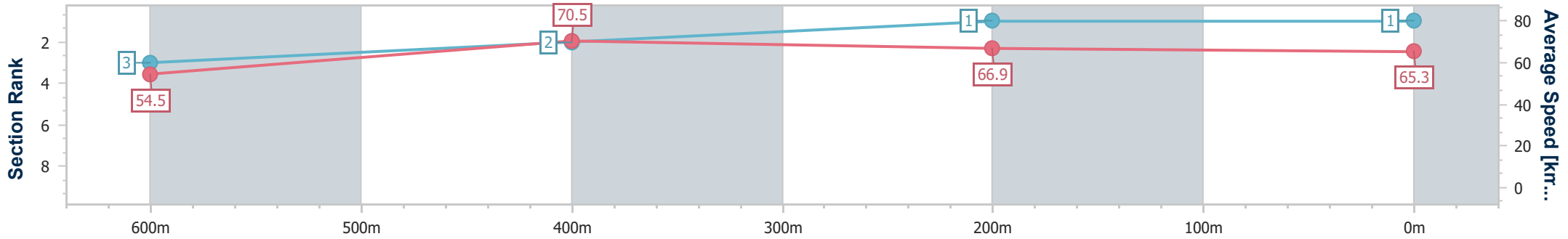
Horse/Jockey Name	Mr Galazi
Final Rank	1
Fastest Section Time (Section)	0:10.09 (600m)
Top Speed [km/h] (Section)	72.0 (600m)
Race State	Finished



Ipswich QLD Professional
 Race 3: BASE METAL FABRICATION Class 4 Handicap - 800m
 26 October 2023 - 14:22
 Track Rating: Good 4, Weather: Fine, Rail Position: +10m Entire



Section	Overall	600m	400m	200m
Section Times	0:45.07 [1] (0:13.25)	0:31.82 [3] (0:10.09)	0:21.73 [2] (0:10.70)	0:11.03 [1] (0:11.03)
Average Speed [km/h]	54.5	70.5	66.9	65.3
Top Speed [km/h]	71.4	72.0	68.7	66.0
Avg. Dist. to Rail [m]	1.3	2.1	3.3	2.6
Avg. Stride Freq. [Hz]	2.4	2.6	2.5	2.5
Avg. Stride Length [m]	6.3	7.6	7.5	7.3



- [] Ranking at each section and finish
- .-.- No data available at this section
- NA No data available



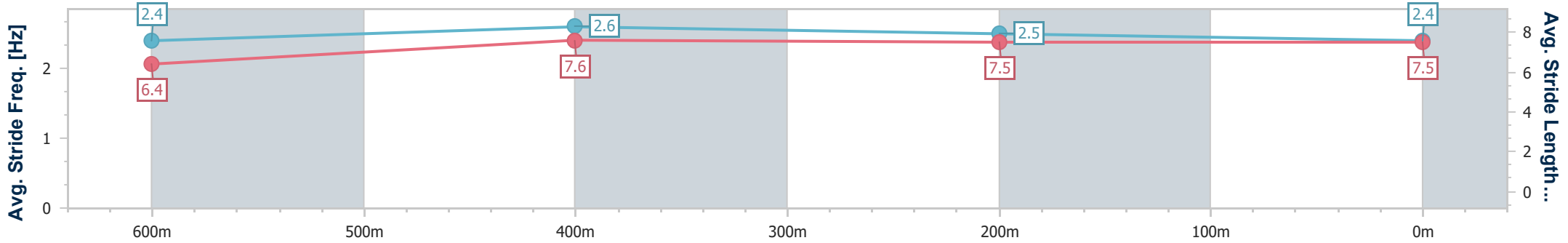
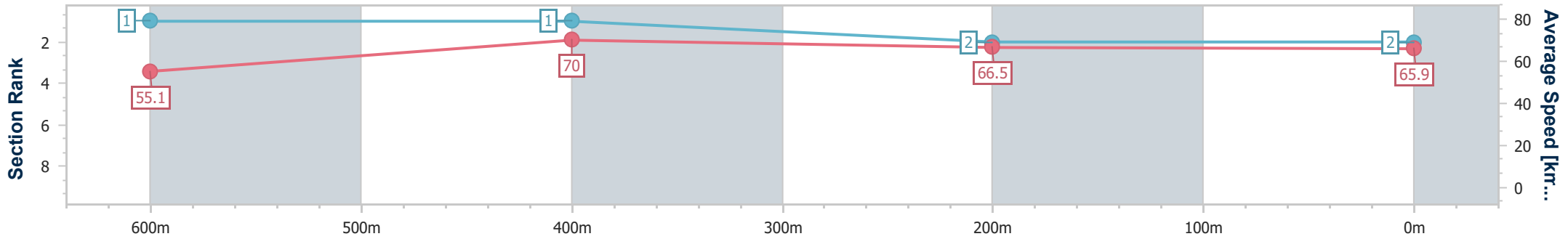
Horse/Jockey Name	Matilly
Final Rank	2
Fastest Section Time (Section)	0:10.19 (600m)
Top Speed [km/h] (Section)	71.4 (600m)
Race State	Finished



Ipswich QLD Professional
 Race 3: BASE METAL FABRICATION Class 4 Handicap - 800m
 26 October 2023 - 14:22
 Track Rating: Good 4, Weather: Fine, Rail Position: +10m Entire



Section	Overall	600m	400m	200m
Section Times	0:45.08 [2] (0:13.12)	0:31.96 [1] (0:10.19)	0:21.77 [1] (0:10.80)	0:10.97 [2] (0:10.97)
Average Speed [km/h]	55.1	70.0	66.5	65.9
Top Speed [km/h]	70.6	71.4	68.7	66.6
Avg. Dist. to Rail [m]	1.4	1.7	0.8	0.5
Avg. Stride Freq. [Hz]	2.4	2.6	2.5	2.4
Avg. Stride Length [m]	6.4	7.6	7.5	7.5



- [] Ranking at each section and finish
- .-.- No data available at this section
- NA No data available



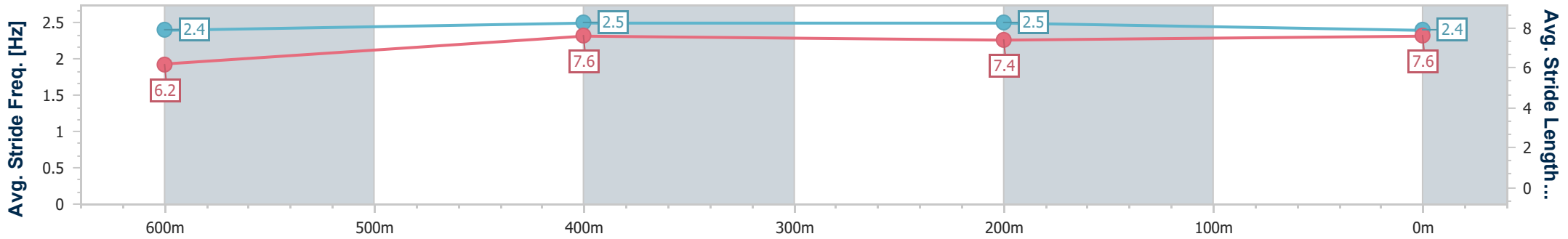
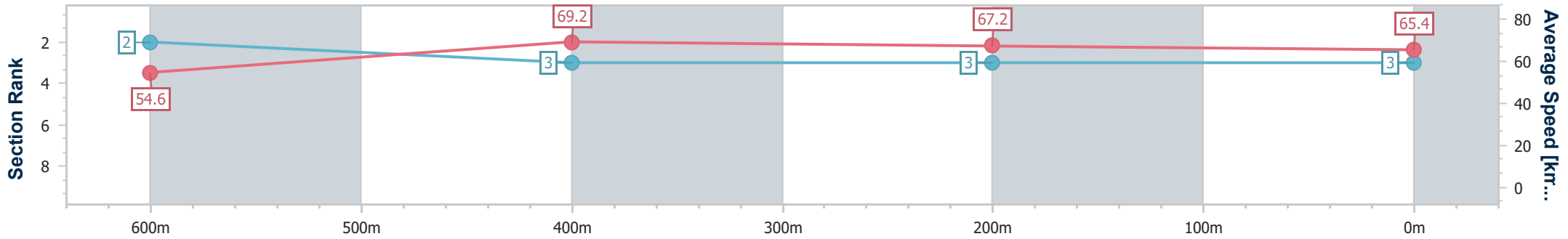
Horse/Jockey Name	Princess Lunar
Final Rank	3
Fastest Section Time (Section)	0:10.36 (600m)
Top Speed [km/h] (Section)	71.3 (600m)
Race State	Finished



Ipswich QLD Professional
 Race 3: BASE METAL FABRICATION Class 4 Handicap - 800m
 26 October 2023 - 14:22
 Track Rating: Good 4, Weather: Fine, Rail Position: +10m Entire



Section	Overall	600m	400m	200m
Section Times	0:45.29 [3] (0:13.21)	0:32.08 [2] (0:10.36)	0:21.72 [3] (0:10.71)	0:11.01 [3] (0:11.01)
Average Speed [km/h]	54.6	69.2	67.2	65.4
Top Speed [km/h]	69.4	71.3	68.5	66.4
Avg. Dist. to Rail [m]	1.9	0.3	1.0	0.8
Avg. Stride Freq. [Hz]	2.4	2.5	2.5	2.4
Avg. Stride Length [m]	6.2	7.6	7.4	7.6



- [] Ranking at each section and finish
- .-.- No data available at this section
- NA No data available



Horse/Jockey Name	Pianist
Final Rank	4
Fastest Section Time (Section)	0:10.42 (600m)
Top Speed [km/h] (Section)	70.8 (Overall)
Race State	Finished



Ipswich QLD Professional

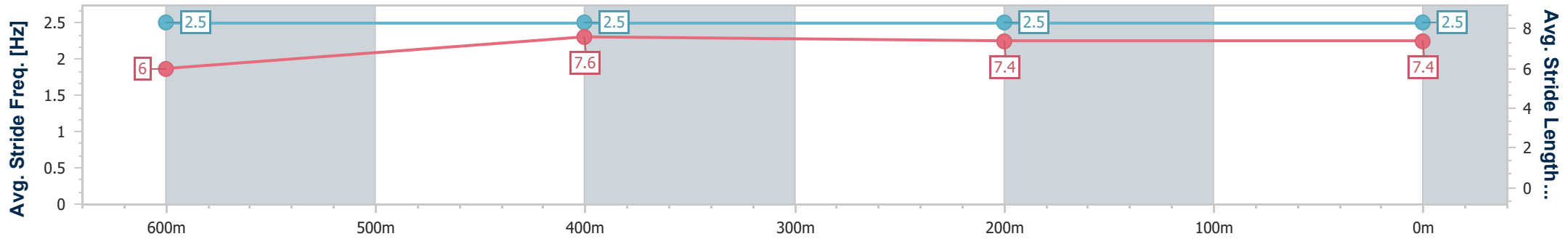
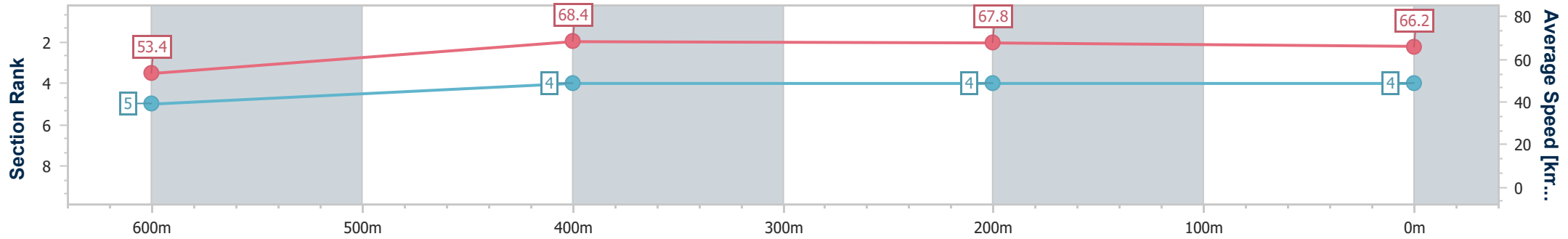
Race 3: BASE METAL FABRICATION Class 4 Handicap - 800m



26 October 2023 - 14:22

Track Rating: Good 4, Weather: Fine, Rail Position: +10m Entire

Section	Overall	600m	400m	200m
Section Times	0:45.37 [4] (0:13.50)	0:31.87 [5] (0:10.42)	0:21.45 [4] (0:10.55)	0:10.90 [4] (0:10.90)
Average Speed [km/h]	53.4	68.4	67.8	66.2
Top Speed [km/h]	70.8	69.8	69.3	67.1
Avg. Dist. to Rail [m]	2.3	1.6	1.4	1.4
Avg. Stride Freq. [Hz]	2.5	2.5	2.5	2.5
Avg. Stride Length [m]	6.0	7.6	7.4	7.4



- [] Ranking at each section and finish
- .-.-.- No data available at this section
- NA No data available



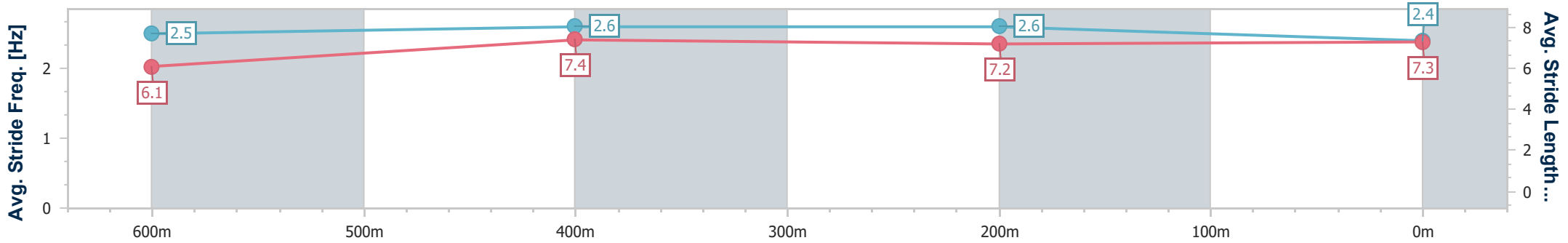
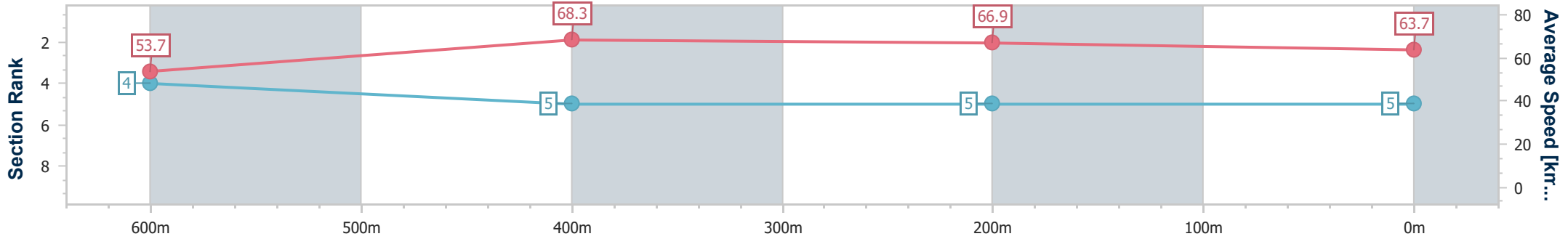
Horse/Jockey Name	Bongani
Final Rank	5
Fastest Section Time (Section)	0:10.51 (600m)
Top Speed [km/h] (Section)	69.5 (600m)
Race State	Finished



Ipswich QLD Professional
 Race 3: BASE METAL FABRICATION Class 4 Handicap - 800m
 26 October 2023 - 14:22
 Track Rating: Good 4, Weather: Fine, Rail Position: +10m Entire



Section	Overall	600m	400m	200m
Section Times	0:45.99 [5] (0:13.46)	0:32.53 [4] (0:10.51)	0:22.02 [5] (0:10.71)	0:11.31 [5] (0:11.31)
Average Speed [km/h]	53.7	68.3	66.9	63.7
Top Speed [km/h]	68.3	69.5	68.3	66.2
Avg. Dist. to Rail [m]	3.0	0.6	0.9	1.1
Avg. Stride Freq. [Hz]	2.5	2.6	2.6	2.4
Avg. Stride Length [m]	6.1	7.4	7.2	7.3



- [] Ranking at each section and finish
- .-.- No data available at this section
- NA No data available



Horse/Jockey Name	Sequesay
Final Rank	6
Fastest Section Time (Section)	0:10.64 (400m)
Top Speed [km/h] (Section)	69.6 (Overall)
Race State	Finished



Ipswich QLD Professional

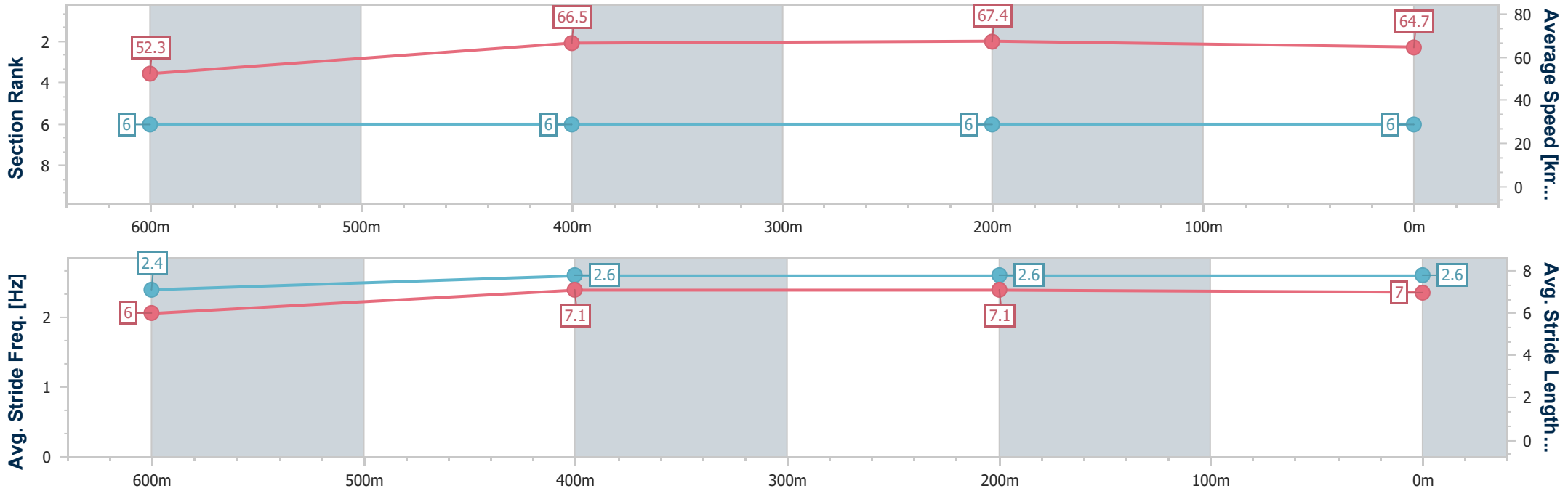
Race 3: BASE METAL FABRICATION Class 4 Handicap - 800m

26 October 2023 - 14:22



Track Rating: Good 4, Weather: Fine, Rail Position: +10m Entire

Section	Overall	600m	400m	200m
Section Times	0:46.27 [6] (0:13.76)	0:32.51 [6] (0:10.75)	0:21.76 [6] (0:10.64)	0:11.12 [6] (0:11.12)
Average Speed [km/h]	52.3	66.5	67.4	64.7
Top Speed [km/h]	69.6	69.0	69.1	66.6
Avg. Dist. to Rail [m]	0.6	1.4	1.0	1.1
Avg. Stride Freq. [Hz]	2.4	2.6	2.6	2.6
Avg. Stride Length [m]	6.0	7.1	7.1	7.0



- [] Ranking at each section and finish
- .-.- No data available at this section
- NA No data available