



Eagle Farm QLD Professional

Race 1: ARC PROJECTS Maiden Handicap - 1800m

25 October 2023 - 12:43



BRISBANE
RACING CLUB

Track Rating: Good 4, Weather: Fine, Rail Position: +10m Entire

Section														
Field Times														
Rank	TAB	Horse/Jockey	Barrier	Top Speed [km/h]	Fastest Section	Overall	1600m	1400m	1200m	1000m	800m	600m	Last 600m	Distance Travelled [m]
1	1	KAPAKIRI James Orman	11	65.6 400m	0:11.12 400m	1:50.26 [1] (0:14.68)	1:35.58 [8] (0:11.82)	1:23.76 [9] (0:12.36)	1:11.40 [10] (0:12.53)	0:58.87 [9] (0:12.33)	0:46.54 [9] (0:12.03)	0:34.51 [10] (0:11.47)	0:34.51	
2	11	DUMA Cejay Graham	8	64.3 1600m	0:11.54 1600m	1:50.73 [2] (0:14.06)	1:36.67 [1] (0:11.54)	1:25.13 [1] (0:12.23)	1:12.90 [1] (0:12.36)	1:00.54 [1] (0:12.43)	0:48.11 [1] (0:12.27)	0:35.84 [2] (0:11.73)	0:35.84	-1
3	4	UNITED FRONT Martin Harley	4	63.6 400m	0:11.58 400m	1:50.81 [3] (0:14.10)	1:36.71 [2] (0:11.63)	1:25.08 [2] (0:12.37)	1:12.71 [3] (0:12.41)	1:00.30 [3] (0:12.42)	0:47.88 [3] (0:12.19)	0:35.69 [3] (0:11.71)	0:35.69	-8
4	7	A DIME APPROACH Georgina Cartwright	7	63.4 1600m	0:11.56 1600m	1:50.97 [4] (0:14.58)	1:36.39 [5] (0:11.56)	1:24.83 [6] (0:11.75)	1:13.08 [2] (0:12.33)	1:00.75 [2] (0:12.49)	0:48.26 [2] (0:12.17)	0:36.09 [1] (0:11.89)	0:36.09	-1
5	2	DEFERENTIAL Blake Spriggs	5	64.0 400m	0:11.48 400m	1:51.12 [5] (0:14.78)	1:36.34 [9] (0:11.59)	1:24.75 [8] (0:12.23)	1:12.52 [7] (0:12.57)	0:59.95 [7] (0:12.39)	0:47.56 [8] (0:12.06)	0:35.50 [8] (0:11.56)	0:35.50	+0
6	12	PAPAL MISS Mark Du Plessis	2	62.8 1600m	0:11.73 1600m	1:51.40 [6] (0:14.31)	1:37.09 [3] (0:11.73)	1:25.36 [4] (0:12.33)	1:13.03 [5] (0:12.41)	1:00.62 [5] (0:12.36)	0:48.26 [5] (0:12.18)	0:36.08 [5] (0:11.77)	0:36.08	-6
7	6	VICTORY ROLL Ben Thompson	3	63.4 1600m	0:11.54 1600m	1:51.72 [7] (0:14.59)	1:37.13 [6] (0:11.54)	1:25.59 [5] (0:12.32)	1:13.27 [6] (0:12.39)	1:00.88 [6] (0:12.43)	0:48.45 [6] (0:12.25)	0:36.20 [6] (0:11.95)	0:36.20	-2
8	3	CRIMSON REWARD Michael Murphy	1	62.7 1600m	0:11.76 1600m	1:52.06 [8] (0:14.61)	1:37.45 [7] (0:11.76)	1:25.69 [7] (0:12.31)	1:13.38 [8] (0:12.61)	1:00.77 [8] (0:12.24)	0:48.53 [7] (0:11.99)	0:36.54 [7] (0:11.91)	0:36.54	-9
9	9	NO DOUBLE DIPPING Casey Waddell	12	63.1 1600m	0:11.62 1600m	1:52.47 [9] (0:15.07)	1:37.40 [11] (0:11.62)	1:25.78 [11] (0:12.39)	1:13.39 [11] (0:12.58)	1:00.81 [11] (0:12.07)	0:48.74 [10] (0:12.01)	0:36.73 [9] (0:12.10)	0:36.73	-10
10	10	ROYLYN LASS Damien Thornton	10	63.9 600m	0:11.66 600m	1:52.66 [10] (0:14.86)	1:37.80 [10] (0:11.71)	1:26.09 [10] (0:12.28)	1:13.81 [9] (0:12.61)	1:01.20 [10] (0:12.32)	0:48.88 [11] (0:12.22)	0:36.66 [11] (0:11.66)	0:36.66	+6

Scratched: Space Journey (#5)

[] Ranking at each section and finish
 -:-:- No data available at this section
 NA No data available

SCN Saddle cloth number
 DNF Did not finish
 DNT Did not track



Eagle Farm QLD Professional

Race 1: ARC PROJECTS Maiden Handicap - 1800m

25 October 2023 - 12:43



BRISBANE
RACING CLUB

Track Rating: Good 4, Weather: Fine, Rail Position: +10m Entire

Section	Overall	1600m	1400m	1200m	1000m	800m	600m	Last 600m						
Field Times	1:50.26 (0:14.06)	1:36.20 (0:11.54)	1:24.66 (0:12.23)	1:12.43 (0:12.36)	1:00.07 (0:12.43)	0:47.64 (0:12.26)	0:35.38 (0:11.74)	0:35.38						
Rank	TAB	Horse/Jockey	Barrier	Top Speed [km/h]	Fastest Section				Distance Travelled [m]					
11	8	EXTREME STATE Jake Bayliss	6	63.7 1600m	0:11.61 1600m	1:52.89 [11] (0:14.40)	1:38.49 [4] (0:11.61)	1:26.88 [3] (0:12.29)	1:14.59 [4] (0:12.33)	1:02.26 [4] (0:12.37)	0:49.89 [4] (0:12.27)	0:37.62 [4] (0:12.13)	0:37.62	-5

Scratched: Space Journey (#5)

[] Ranking at each section and finish
 -:-:- No data available at this section
 NA No data available

SCN Saddle cloth number
 DNF Did not finish
 DNT Did not track



Eagle Farm QLD Professional

Race 1: ARC PROJECTS Maiden Handicap - 1800m

25 October 2023 - 12:43



BRISBANE
RACING CLUB

Track Rating: Good 4, Weather: Fine, Rail Position: +10m Entire

Section				400m	200m			Last 600m		
Field Times				0:23.64 (0:11.71)	0:11.93 (0:11.93)			0:35.38		
Rank	TAB	Horse/Jockey	Barrier	Top Speed [km/h]	Fastest Section	Margin			Distance Travelled [m]	
1	1	KAPAKIRI James Orman	11	65.6 400m	0:11.12 400m	0:23.04 [6] (0:11.12)	0:11.92 [2] (0:11.92)	1:50.26	0:34.51	
2	11	DUMA Cejay Graham	8	64.3 1600m	0:11.54 1600m	0:24.11 [1] (0:11.71)	0:12.40 [1] (0:12.40)	2.77L	0:35.84	-1
3	4	UNITED FRONT Martin Harley	4	63.6 400m	0:11.58 400m	0:23.98 [3] (0:11.58)	0:12.40 [3] (0:12.40)	3.28L	0:35.69	-8
4	7	A DIME APPROACH Georgina Cartwright	7	63.4 1600m	0:11.56 1600m	0:24.20 [2] (0:11.84)	0:12.36 [4] (0:12.36)	4.19L	0:36.09	-1
5	2	DEFERENTIAL Blake Spriggs	5	64.0 400m	0:11.48 400m	0:23.94 [5] (0:11.48)	0:12.46 [5] (0:12.46)	5.08L	0:35.50	+0
6	12	PAPAL MISS Mark Du Plessis	2	62.8 1600m	0:11.73 1600m	0:24.31 [4] (0:11.75)	0:12.56 [6] (0:12.56)	6.75L	0:36.08	-6
7	6	VICTORY ROLL Ben Thompson	3	63.4 1600m	0:11.54 1600m	0:24.25 [9] (0:11.85)	0:12.40 [8] (0:12.40)	8.59L	0:36.20	-2
8	3	CRIMSON REWARD Michael Murphy	1	62.7 1600m	0:11.76 1600m	0:24.63 [8] (0:11.82)	0:12.81 [7] (0:12.81)	10.6L	0:36.54	-9
9	9	NO DOUBLE DIPPING Casey Waddell	12	63.1 1600m	0:11.62 1600m	0:24.63 [11] (0:12.08)	0:12.55 [11] (0:12.55)	13.01L	0:36.73	-10
10	10	ROYLYN LASS Damien Thornton	10	63.9 600m	0:11.66 600m	0:25.00 [10] (0:12.02)	0:12.98 [10] (0:12.98)	14.12L	0:36.66	+6

Scratched: Space Journey (#5)

Report Created: Wed 25 October 2023 13:06 GMT+ (Note: Timing is based on position data)

Page 3/15

[] Ranking at each section and finish
 -:-:- No data available at this section
 NA No data available

SCN Saddle cloth number
 DNF Did not finish
 DNT Did not track

data processed by  **TRIPLESDATA**



Eagle Farm QLD Professional
Race 1: ARC PROJECTS Maiden Handicap - 1800m
25 October 2023 - 12:43



BRISBANE
RACING CLUB

Track Rating: Good 4, Weather: Fine, Rail Position: +10m Entire

Section	400m		200m		Last 600m					
Field Times	0:23.64 (0:11.71)		0:11.93 (0:11.93)		0:35.38					
Rank	TAB	Horse/Jockey	Barrier	Top Speed [km/h]	Fastest Section	Margin	Distance Travelled [m]			
11	8	EXTREME STATE	6	63.7	0:11.61	0:25.49 [7]	0:13.31 [9]	15.51L	0:37.62	-5
		Jake Bayliss		1600m	1600m	(0:12.18)	(0:13.31)			

Scratched: Space Journey (#5)

[] Ranking at each section and finish
 -:-:- No data available at this section
 NA No data available

SCN Saddle cloth number
 DNF Did not finish
 DNT Did not track



Horse/Jockey Name	Kapakiri
Final Rank	1
Fastest Section Time (Section)	0:11.12 (400m)
Top Speed [km/h] (Section)	65.6 (400m)
Race State	Finished



Eagle Farm QLD Professional

Race 1: ARC PROJECTS Maiden Handicap - 1800m

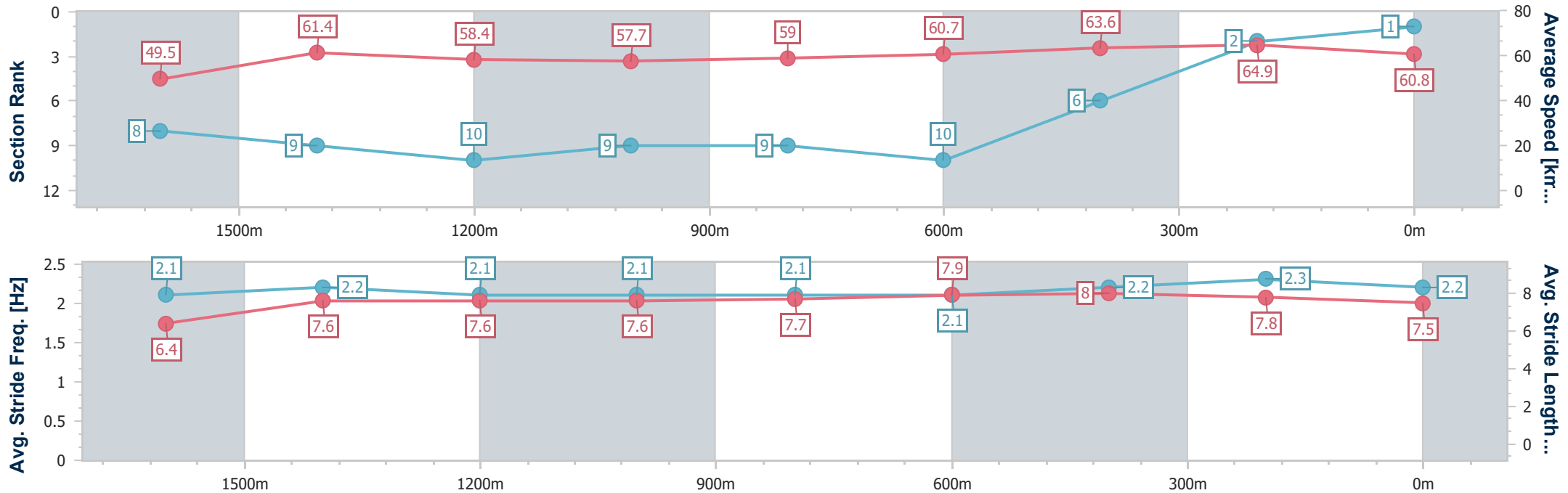
25 October 2023 - 12:43

Track Rating: Good 4, Weather: Fine, Rail Position: +10m Entire



BRISBANE RACING CLUB

Section	Overall	1600m	1400m	1200m	1000m	800m	600m	400m	200m
Section Times	1:50.26 [1] (0:14.68)	1:35.58 [8] (0:11.82)	1:23.76 [9] (0:12.36)	1:11.40 [10] (0:12.53)	0:58.87 [9] (0:12.33)	0:46.54 [9] (0:12.03)	0:34.51 [10] (0:11.47)	0:23.04 [6] (0:11.12)	0:11.92 [2] (0:11.92)
Average Speed [km/h]	49.5	61.4	58.4	57.7	59.0	60.7	63.6	64.9	60.8
Top Speed [km/h]	63.1	62.2	61.1	58.8	59.8	62.2	65.2	65.6	62.8
Avg. Dist. to Rail [m]	5.6	2.1	2.4	3.0	2.9	2.4	3.3	4.7	4.5
Avg. Stride Freq. [Hz]	2.1	2.2	2.1	2.1	2.1	2.1	2.2	2.3	2.2
Avg. Stride Length [m]	6.4	7.6	7.6	7.6	7.7	7.9	8.0	7.8	7.5



- [] Ranking at each section and finish
- .-.- No data available at this section
- NA No data available



Horse/Jockey Name	Duma
Final Rank	2
Fastest Section Time (Section)	0:11.54 (1600m)
Top Speed [km/h] (Section)	64.3 (1600m)
Race State	Finished



Eagle Farm QLD Professional

Race 1: ARC PROJECTS Maiden Handicap - 1800m

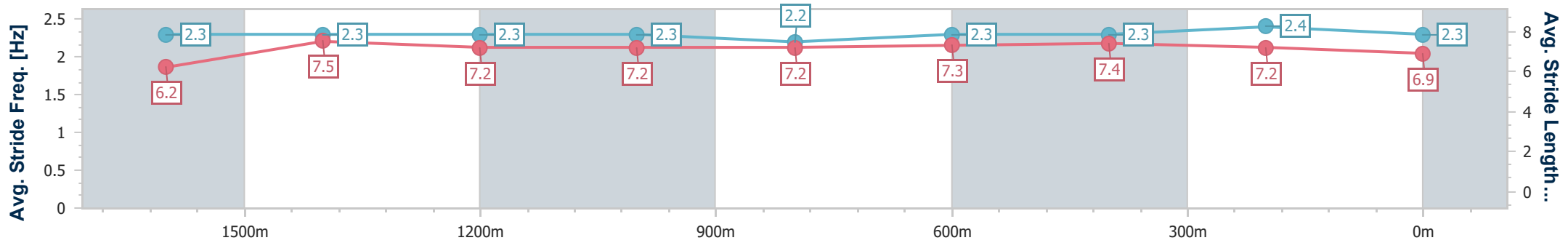
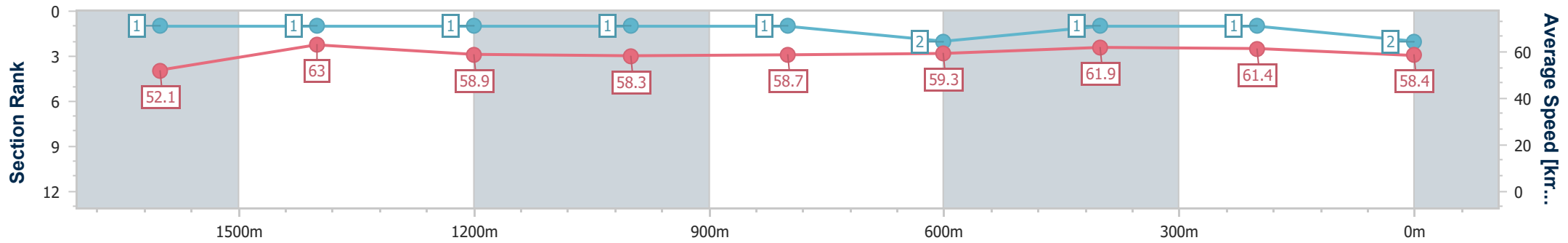
25 October 2023 - 12:43

Track Rating: Good 4, Weather: Fine, Rail Position: +10m Entire



BRISBANE RACING CLUB

Section	Overall	1600m	1400m	1200m	1000m	800m	600m	400m	200m
Section Times	1:50.73 [2] (0:14.06)	1:36.67 [1] (0:11.54)	1:25.13 [1] (0:12.23)	1:12.90 [1] (0:12.36)	1:00.54 [1] (0:12.43)	0:48.11 [1] (0:12.27)	0:35.84 [2] (0:11.73)	0:24.11 [1] (0:11.71)	0:12.40 [1] (0:12.40)
Average Speed [km/h]	52.1	63.0	58.9	58.3	58.7	59.3	61.9	61.4	58.4
Top Speed [km/h]	64.0	64.3	61.5	58.9	59.7	61.1	62.5	62.3	60.7
Avg. Dist. to Rail [m]	6.2	2.7	2.3	2.2	2.6	2.2	1.5	1.4	0.2
Avg. Stride Freq. [Hz]	2.3	2.3	2.3	2.3	2.2	2.3	2.3	2.4	2.3
Avg. Stride Length [m]	6.2	7.5	7.2	7.2	7.2	7.3	7.4	7.2	6.9



- [] Ranking at each section and finish
- .-.- No data available at this section
- NA No data available



Horse/Jockey Name	United Front
Final Rank	3
Fastest Section Time (Section)	0:11.58 (400m)
Top Speed [km/h] (Section)	63.6 (400m)
Race State	Finished



Eagle Farm QLD Professional

Race 1: ARC PROJECTS Maiden Handicap - 1800m

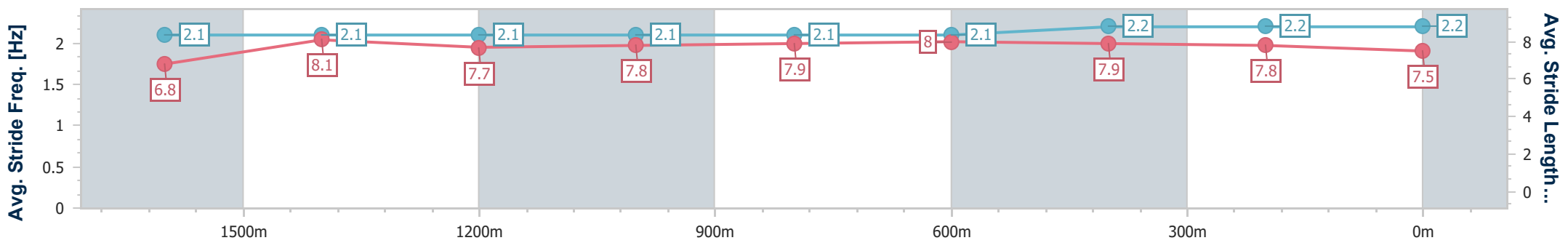
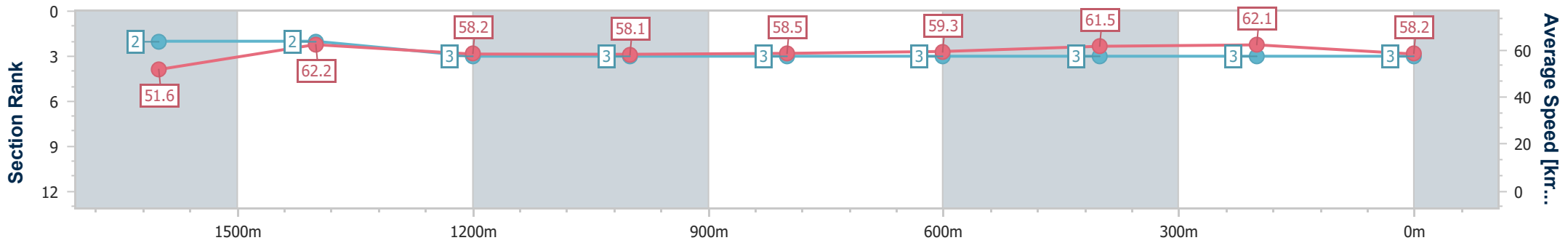
25 October 2023 - 12:43

Track Rating: Good 4, Weather: Fine, Rail Position: +10m Entire



BRISBANE RACING CLUB

Section	Overall	1600m	1400m	1200m	1000m	800m	600m	400m	200m
Section Times	1:50.81 [3] (0:14.10)	1:36.71 [2] (0:11.63)	1:25.08 [2] (0:12.37)	1:12.71 [3] (0:12.41)	1:00.30 [3] (0:12.42)	0:47.88 [3] (0:12.19)	0:35.69 [3] (0:11.71)	0:23.98 [3] (0:11.58)	0:12.40 [3] (0:12.40)
Average Speed [km/h]	51.6	62.2	58.2	58.1	58.5	59.3	61.5	62.1	58.2
Top Speed [km/h]	62.9	62.9	60.8	58.5	59.0	60.0	62.5	63.6	61.3
Avg. Dist. to Rail [m]	4.2	1.1	1.2	1.7	1.5	0.9	0.3	1.1	1.9
Avg. Stride Freq. [Hz]	2.1	2.1	2.1	2.1	2.1	2.1	2.2	2.2	2.2
Avg. Stride Length [m]	6.8	8.1	7.7	7.8	7.9	8.0	7.9	7.8	7.5



- [] Ranking at each section and finish
- .-.- No data available at this section
- NA No data available



Horse/Jockey Name	A Dime Approach
Final Rank	4
Fastest Section Time (Section)	0:11.56 (1600m)
Top Speed [km/h] (Section)	63.4 (1600m)
Race State	Finished



Eagle Farm QLD Professional

Race 1: ARC PROJECTS Maiden Handicap - 1800m

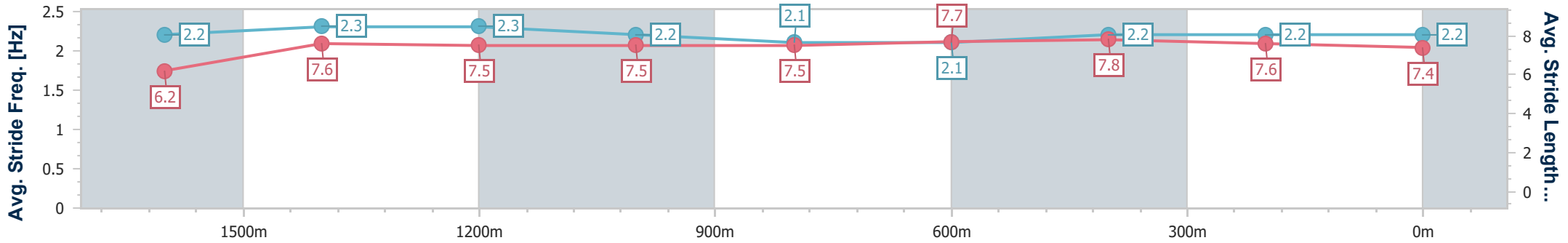
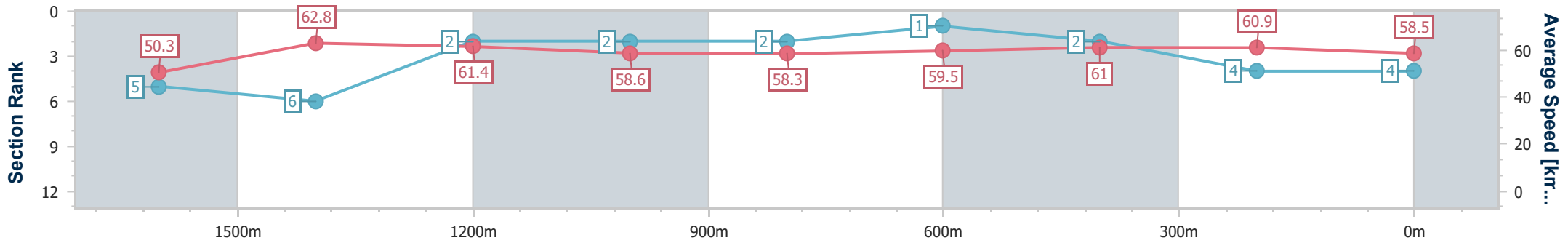
25 October 2023 - 12:43

Track Rating: Good 4, Weather: Fine, Rail Position: +10m Entire



BRISBANE RACING CLUB

Section	Overall	1600m	1400m	1200m	1000m	800m	600m	400m	200m
Section Times	1:50.97 [4] (0:14.58)	1:36.39 [5] (0:11.56)	1:24.83 [6] (0:11.75)	1:13.08 [2] (0:12.33)	1:00.75 [2] (0:12.49)	0:48.26 [2] (0:12.17)	0:36.09 [1] (0:11.89)	0:24.20 [2] (0:11.84)	0:12.36 [4] (0:12.36)
Average Speed [km/h]	50.3	62.8	61.4	58.6	58.3	59.5	61.0	60.9	58.5
Top Speed [km/h]	61.8	63.4	63.1	59.4	59.2	60.4	61.5	61.9	60.5
Avg. Dist. to Rail [m]	6.3	3.2	2.8	2.5	2.1	2.0	1.5	2.0	3.0
Avg. Stride Freq. [Hz]	2.2	2.3	2.3	2.2	2.1	2.1	2.2	2.2	2.2
Avg. Stride Length [m]	6.2	7.6	7.5	7.5	7.5	7.7	7.8	7.6	7.4



- [] Ranking at each section and finish
- .-.- No data available at this section
- NA No data available



Horse/Jockey Name	Deferential
Final Rank	5
Fastest Section Time (Section)	0:11.48 (400m)
Top Speed [km/h] (Section)	64.0 (400m)
Race State	Finished



Eagle Farm QLD Professional

Race 1: ARC PROJECTS Maiden Handicap - 1800m

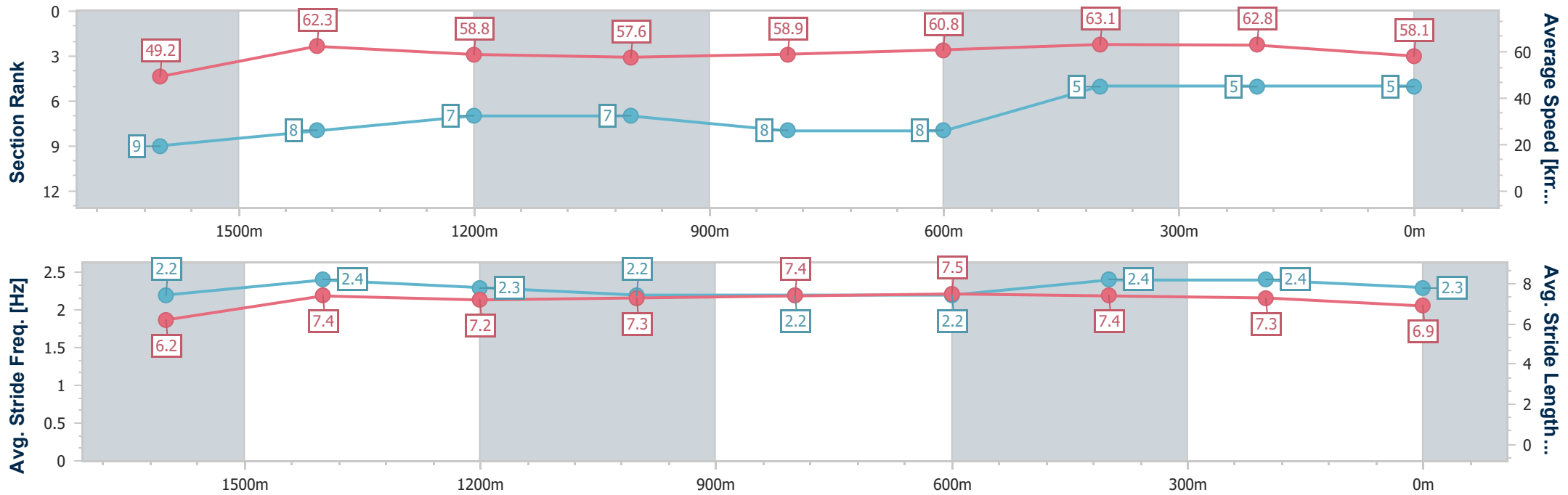
25 October 2023 - 12:43

Track Rating: Good 4, Weather: Fine, Rail Position: +10m Entire



BRISBANE RACING CLUB

Section	Overall	1600m	1400m	1200m	1000m	800m	600m	400m	200m
Section Times	1:51.12 [5] (0:14.78)	1:36.34 [9] (0:11.59)	1:24.75 [8] (0:12.23)	1:12.52 [7] (0:12.57)	0:59.95 [7] (0:12.39)	0:47.56 [8] (0:12.06)	0:35.50 [8] (0:11.56)	0:23.94 [5] (0:11.48)	0:12.46 [5] (0:12.46)
Average Speed [km/h]	49.2	62.3	58.8	57.6	58.9	60.8	63.1	62.8	58.1
Top Speed [km/h]	61.0	63.9	62.5	58.4	59.4	62.7	63.9	64.0	60.8
Avg. Dist. to Rail [m]	3.7	1.5	1.8	2.9	3.0	3.0	3.2	2.8	3.6
Avg. Stride Freq. [Hz]	2.2	2.4	2.3	2.2	2.2	2.2	2.4	2.4	2.3
Avg. Stride Length [m]	6.2	7.4	7.2	7.3	7.4	7.5	7.4	7.3	6.9



- [] Ranking at each section and finish
- .-.- No data available at this section
- NA No data available



Horse/Jockey Name	Papal Miss
Final Rank	6
Fastest Section Time (Section)	0:11.73 (1600m)
Top Speed [km/h] (Section)	62.8 (1600m)
Race State	Finished



Eagle Farm QLD Professional

Race 1: ARC PROJECTS Maiden Handicap - 1800m

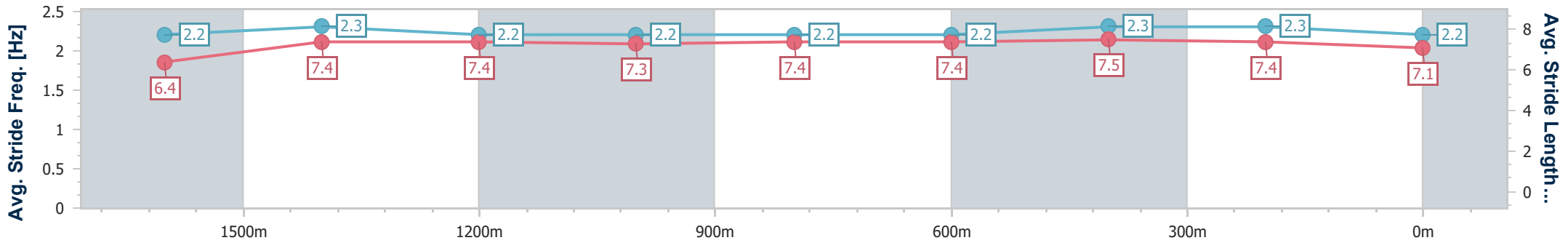
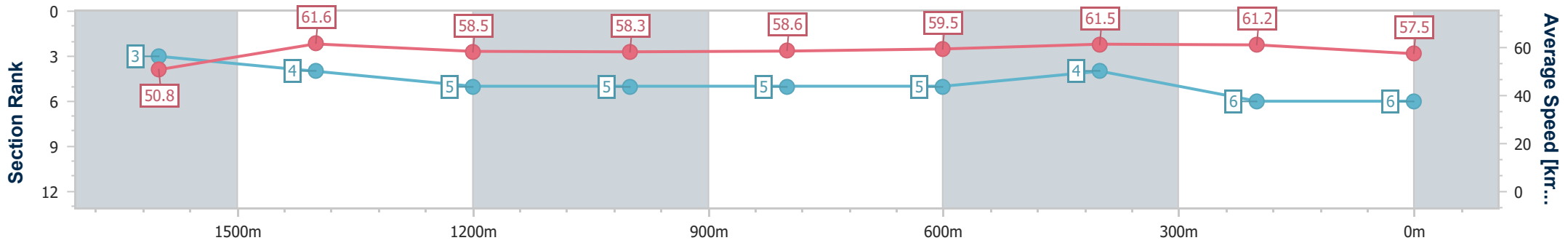
25 October 2023 - 12:43

Track Rating: Good 4, Weather: Fine, Rail Position: +10m Entire



BRISBANE RACING CLUB

Section	Overall	1600m	1400m	1200m	1000m	800m	600m	400m	200m
Section Times	1:51.40 [6] (0:14.31)	1:37.09 [3] (0:11.73)	1:25.36 [4] (0:12.33)	1:13.03 [5] (0:12.41)	1:00.62 [5] (0:12.36)	0:48.26 [5] (0:12.18)	0:36.08 [5] (0:11.77)	0:24.31 [4] (0:11.75)	0:12.56 [6] (0:12.56)
Average Speed [km/h]	50.8	61.6	58.5	58.3	58.6	59.5	61.5	61.2	57.5
Top Speed [km/h]	60.5	62.8	61.1	59.2	59.3	60.5	62.4	62.4	59.4
Avg. Dist. to Rail [m]	2.8	1.2	1.6	2.1	1.8	1.3	0.8	1.6	0.4
Avg. Stride Freq. [Hz]	2.2	2.3	2.2	2.2	2.2	2.2	2.3	2.3	2.2
Avg. Stride Length [m]	6.4	7.4	7.4	7.3	7.4	7.4	7.5	7.4	7.1



- [] Ranking at each section and finish
- .-.- No data available at this section
- NA No data available



Horse/Jockey Name	Victory Roll
Final Rank	7
Fastest Section Time (Section)	0:11.54 (1600m)
Top Speed [km/h] (Section)	63.4 (1600m)
Race State	Finished



Eagle Farm QLD Professional

Race 1: ARC PROJECTS Maiden Handicap - 1800m

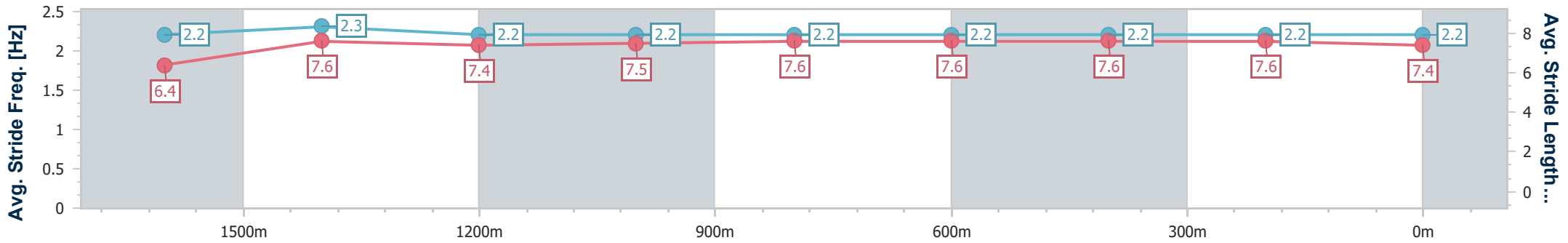
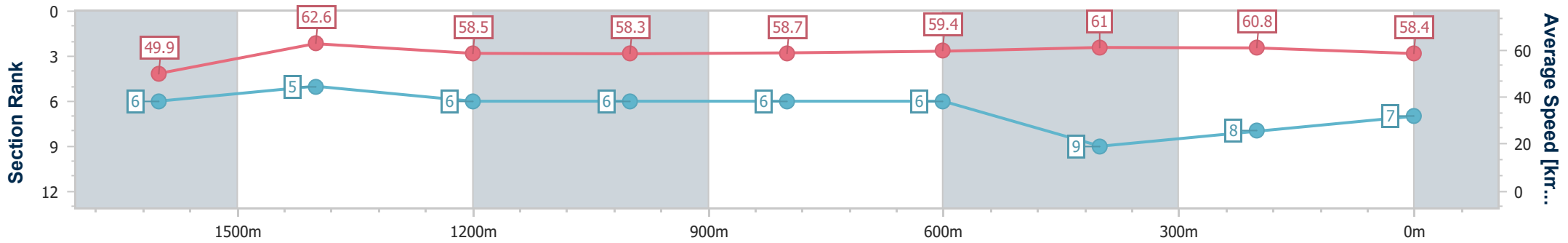
25 October 2023 - 12:43

Track Rating: Good 4, Weather: Fine, Rail Position: +10m Entire



BRISBANE RACING CLUB

Section	Overall	1600m	1400m	1200m	1000m	800m	600m	400m	200m
Section Times	1:51.72 [7] (0:14.59)	1:37.13 [6] (0:11.54)	1:25.59 [5] (0:12.32)	1:13.27 [6] (0:12.39)	1:00.88 [6] (0:12.43)	0:48.45 [6] (0:12.25)	0:36.20 [6] (0:11.95)	0:24.25 [9] (0:11.85)	0:12.40 [8] (0:12.40)
Average Speed [km/h]	49.9	62.6	58.5	58.3	58.7	59.4	61.0	60.8	58.4
Top Speed [km/h]	61.6	63.4	62.2	58.8	59.1	60.9	61.9	61.9	59.4
Avg. Dist. to Rail [m]	2.8	1.4	2.3	2.7	2.5	2.2	2.6	4.7	5.2
Avg. Stride Freq. [Hz]	2.2	2.3	2.2	2.2	2.2	2.2	2.2	2.2	2.2
Avg. Stride Length [m]	6.4	7.6	7.4	7.5	7.6	7.6	7.6	7.6	7.4



- [] Ranking at each section and finish
- .-.- No data available at this section
- NA No data available



Horse/Jockey Name	Crimson Reward
Final Rank	8
Fastest Section Time (Section)	0:11.76 (1600m)
Top Speed [km/h] (Section)	62.7 (1600m)
Race State	Finished



Eagle Farm QLD Professional

Race 1: ARC PROJECTS Maiden Handicap - 1800m

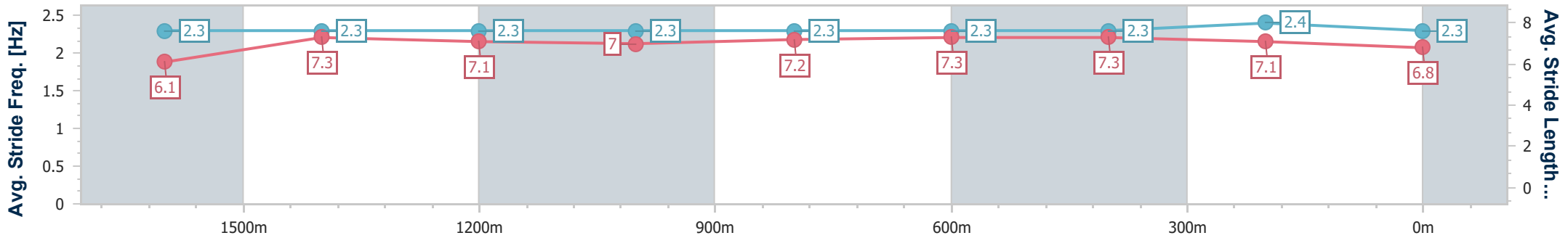
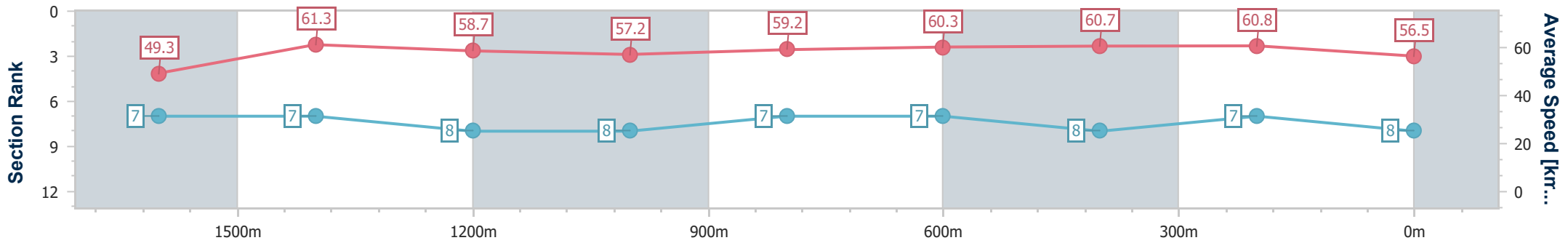
25 October 2023 - 12:43

Track Rating: Good 4, Weather: Fine, Rail Position: +10m Entire



BRISBANE RACING CLUB

Section	Overall	1600m	1400m	1200m	1000m	800m	600m	400m	200m
Section Times	1:52.06 [8] (0:14.61)	1:37.45 [7] (0:11.76)	1:25.69 [7] (0:12.31)	1:13.38 [8] (0:12.61)	1:00.77 [8] (0:12.24)	0:48.53 [7] (0:11.99)	0:36.54 [7] (0:11.91)	0:24.63 [8] (0:11.82)	0:12.81 [7] (0:12.81)
Average Speed [km/h]	49.3	61.3	58.7	57.2	59.2	60.3	60.7	60.8	56.5
Top Speed [km/h]	60.4	62.7	62.7	59.2	59.6	61.4	62.3	61.9	59.4
Avg. Dist. to Rail [m]	1.0	0.5	0.8	1.6	1.3	0.7	0.9	1.8	3.1
Avg. Stride Freq. [Hz]	2.3	2.3	2.3	2.3	2.3	2.3	2.3	2.4	2.3
Avg. Stride Length [m]	6.1	7.3	7.1	7.0	7.2	7.3	7.3	7.1	6.8



- [] Ranking at each section and finish
- .-.- No data available at this section
- NA No data available



Horse/Jockey Name	No Double Dipping
Final Rank	9
Fastest Section Time (Section)	0:11.62 (1600m)
Top Speed [km/h] (Section)	63.1 (1600m)
Race State	Finished



Eagle Farm QLD Professional

Race 1: ARC PROJECTS Maiden Handicap - 1800m

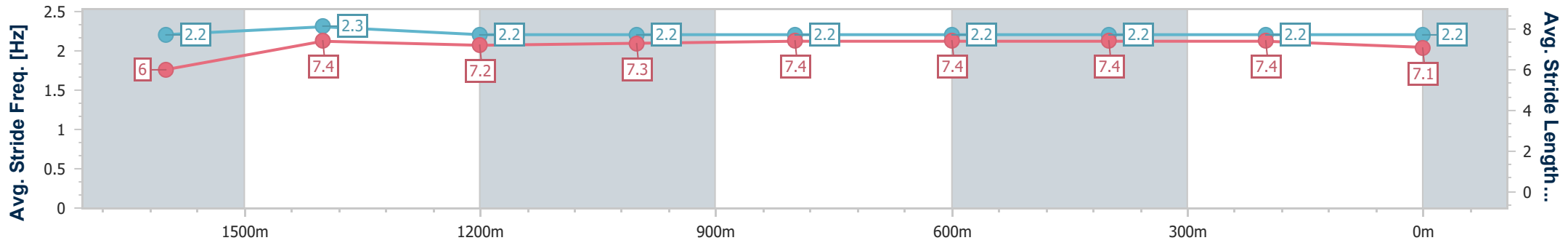
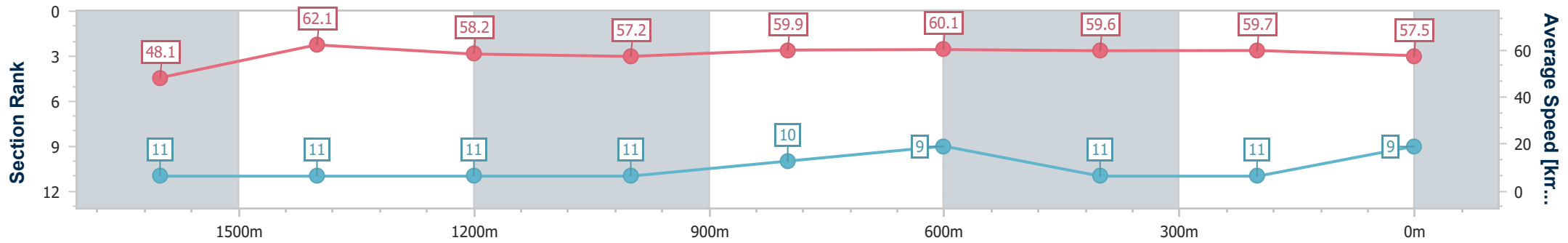
25 October 2023 - 12:43

Track Rating: Good 4, Weather: Fine, Rail Position: +10m Entire



BRISBANE RACING CLUB

Section	Overall	1600m	1400m	1200m	1000m	800m	600m	400m	200m
Section Times	1:52.47 [9] (0:15.07)	1:37.40 [11] (0:11.62)	1:25.78 [11] (0:12.39)	1:13.39 [11] (0:12.58)	1:00.81 [11] (0:12.07)	0:48.74 [10] (0:12.01)	0:36.73 [9] (0:12.10)	0:24.63 [11] (0:12.08)	0:12.55 [11] (0:12.55)
Average Speed [km/h]	48.1	62.1	58.2	57.2	59.9	60.1	59.6	59.7	57.5
Top Speed [km/h]	60.4	63.1	61.5	60.1	60.9	61.8	61.4	60.3	59.0
Avg. Dist. to Rail [m]	5.7	0.4	1.3	1.5	0.6	0.4	0.4	1.5	0.7
Avg. Stride Freq. [Hz]	2.2	2.3	2.2	2.2	2.2	2.2	2.2	2.2	2.2
Avg. Stride Length [m]	6.0	7.4	7.2	7.3	7.4	7.4	7.4	7.4	7.1



- [] Ranking at each section and finish
- .-.- No data available at this section
- NA No data available



Horse/Jockey Name	Roylyn Lass
Final Rank	10
Fastest Section Time (Section)	0:11.66 (600m)
Top Speed [km/h] (Section)	63.9 (600m)
Race State	Finished



Eagle Farm QLD Professional

Race 1: ARC PROJECTS Maiden Handicap - 1800m

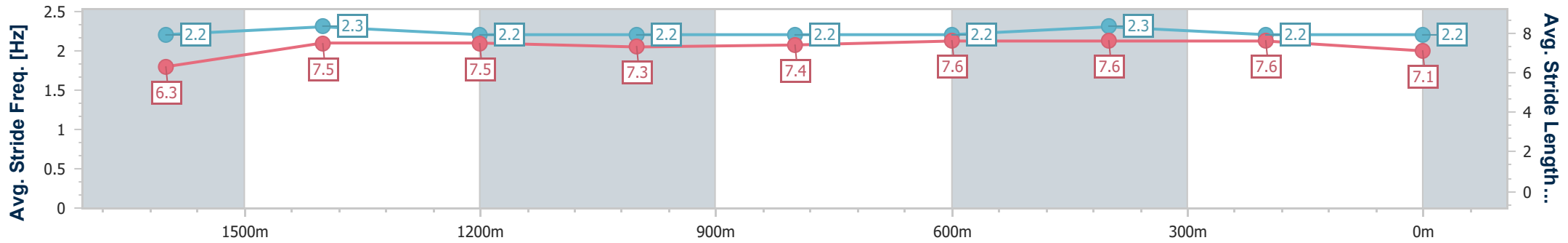
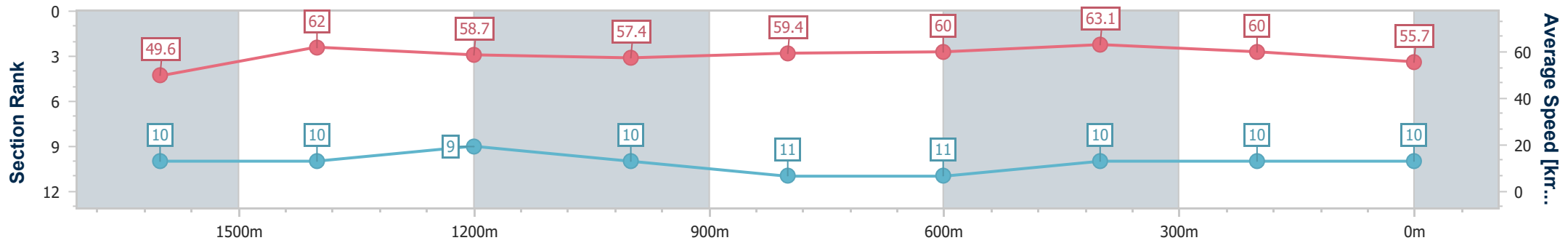
25 October 2023 - 12:43

Track Rating: Good 4, Weather: Fine, Rail Position: +10m Entire



BRISBANE RACING CLUB

Section	Overall	1600m	1400m	1200m	1000m	800m	600m	400m	200m
Section Times	1:52.66 [10] (0:14.86)	1:37.80 [10] (0:11.71)	1:26.09 [10] (0:12.28)	1:13.81 [9] (0:12.61)	1:01.20 [10] (0:12.32)	0:48.88 [11] (0:12.22)	0:36.66 [11] (0:11.66)	0:25.00 [10] (0:12.02)	0:12.98 [10] (0:12.98)
Average Speed [km/h]	49.6	62.0	58.7	57.4	59.4	60.0	63.1	60.0	55.7
Top Speed [km/h]	61.1	62.7	62.0	58.9	60.3	63.1	63.9	61.6	58.5
Avg. Dist. to Rail [m]	7.1	3.1	3.1	3.0	3.7	4.1	4.5	4.9	5.2
Avg. Stride Freq. [Hz]	2.2	2.3	2.2	2.2	2.2	2.2	2.3	2.2	2.2
Avg. Stride Length [m]	6.3	7.5	7.5	7.3	7.4	7.6	7.6	7.6	7.1



- [] Ranking at each section and finish
- .-.- No data available at this section
- NA No data available



Horse/Jockey Name	Extreme State
Final Rank	11
Fastest Section Time (Section)	0:11.61 (1600m)
Top Speed [km/h] (Section)	63.7 (1600m)
Race State	Finished



Eagle Farm QLD Professional

Race 1: ARC PROJECTS Maiden Handicap - 1800m

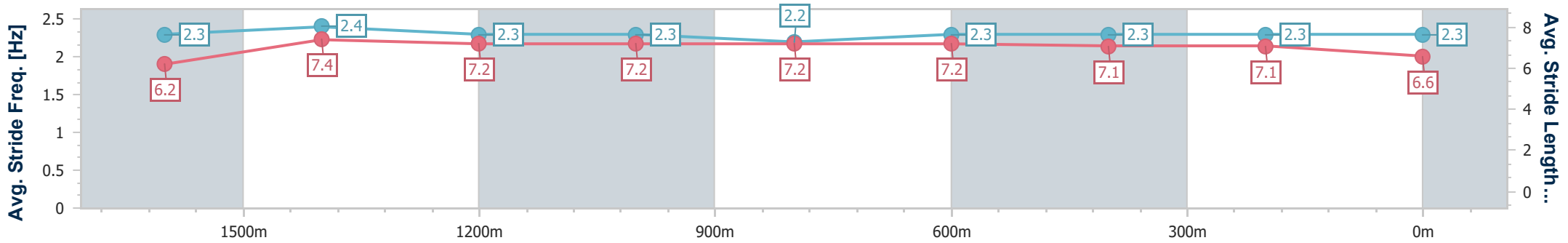
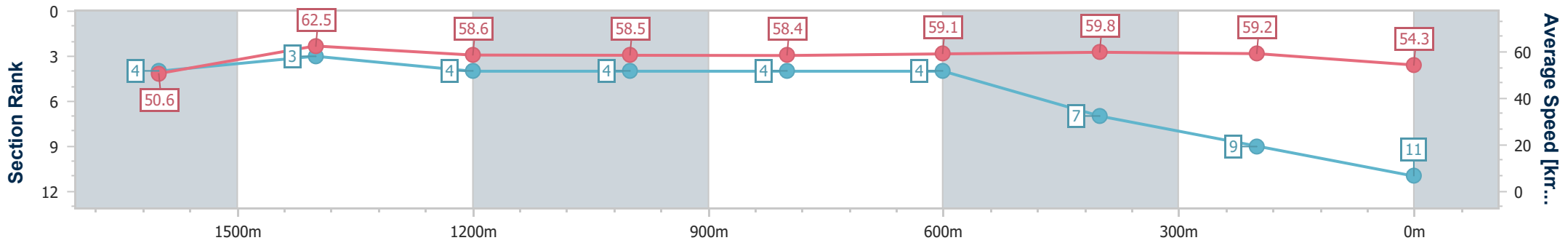
25 October 2023 - 12:43

Track Rating: Good 4, Weather: Fine, Rail Position: +10m Entire



BRISBANE RACING CLUB

Section	Overall	1600m	1400m	1200m	1000m	800m	600m	400m	200m
Section Times	1:52.89 [11] (0:14.40)	1:38.49 [4] (0:11.61)	1:26.88 [3] (0:12.29)	1:14.59 [4] (0:12.33)	1:02.26 [4] (0:12.37)	0:49.89 [4] (0:12.27)	0:37.62 [4] (0:12.13)	0:25.49 [7] (0:12.18)	0:13.31 [9] (0:13.31)
Average Speed [km/h]	50.6	62.5	58.6	58.5	58.4	59.1	59.8	59.2	54.3
Top Speed [km/h]	63.6	63.7	60.4	59.1	58.9	60.1	61.0	60.8	56.8
Avg. Dist. to Rail [m]	4.8	1.9	1.8	1.7	0.8	1.4	1.6	3.1	2.7
Avg. Stride Freq. [Hz]	2.3	2.4	2.3	2.3	2.2	2.3	2.3	2.3	2.3
Avg. Stride Length [m]	6.2	7.4	7.2	7.2	7.2	7.2	7.1	7.1	6.6



- [] Ranking at each section and finish
- .-.- No data available at this section
- NA No data available