



# Sunshine Coast QLD Professional

## Race 2: DARWALLA GROUP BENCHMARK 68 Handicap - 2200m

22 October 2023 - 13:29



Track Rating: Good 4, Weather: Fine, Rail Position: True

Section														
Field Times	Overall	2000m	1800m	1600m	1400m	1200m	1000m	Last 600m						
	2:20.37 (0:13.61)	2:06.76 (0:12.07)	1:54.69 (0:13.01)	1:41.68 (0:13.38)	1:28.30 (0:13.06)	1:15.24 (0:13.60)	1:01.64 (0:13.71)	0:35.88						
Rank	TAB	Horse/Jockey	Barrier	Top Speed [km/h]	Fastest Section								Distance Travelled [m]	
1	3	LATELY Boris Thornton	9	64.6 400m	0:11.36 400m	2:20.37 (0:13.61)	2:06.76 (0:12.07)	1:54.69 (0:13.16)	1:41.53 (0:13.24)	1:28.29 (0:13.10)	1:15.19 (0:13.55)	1:01.64 (0:13.71)	0:35.22	
2	1	LEATHER JACKET LEW Blake Spriggs	2	66.2 400m	0:11.25 400m	2:20.38 (0:13.71)	2:06.67 (0:12.04)	1:54.63 (0:13.11)	1:41.52 (0:13.29)	1:28.23 (0:13.11)	1:15.12 (0:13.68)	1:01.44 (0:13.79)	0:34.88	-11
3	9	SEERESS Cejay Graham	1	65.6 400m	0:11.23 400m	2:20.68 (0:13.95)	2:06.73 (0:12.25)	1:54.48 (0:13.15)	1:41.33 (0:13.20)	1:28.13 (0:13.07)	1:15.06 (0:13.76)	1:01.30 (0:13.79)	0:34.84	-14
4	8	SOOBPURB DANCER Robbie Dolan	3	65.2 400m	0:11.21 400m	2:20.74 (0:13.91)	2:06.83 (0:12.39)	1:54.44 (0:13.13)	1:41.31 (0:13.32)	1:27.99 (0:12.98)	1:15.01 (0:13.61)	1:01.40 (0:13.64)	0:35.10	+0
5	6	GULF OF SAROS Matthew Powell	5	64.0 400m	0:11.63 400m	2:20.82 (0:13.67)	2:07.15 (0:12.01)	1:55.14 (0:13.01)	1:42.13 (0:13.38)	1:28.75 (0:13.06)	1:15.69 (0:13.65)	1:02.04 (0:13.81)	0:35.47	-11
6	4	ENDLESS MYSTERY Michael Cahill	8	Data was not able to be tracked for this horse		-:--:-	-:--:-	-:--:-	-:--:-	-:--:-	-:--:-	-:--:-	-:--:-	-:--:-
7	2	ZOOMURUDI Jasper Franklin	6	65.3 400m	0:11.19 400m	2:20.85 (0:14.12)	2:06.73 (0:12.42)	1:54.31 (0:13.17)	1:41.14 (0:13.29)	1:27.85 (0:12.99)	1:14.86 (0:13.62)	1:01.24 (0:13.65)	0:34.89	+0
8	5	GRAND SHANGHAI Sean Cormack	4	63.0 400m	0:11.49 400m	2:20.88 (0:13.68)	2:07.20 (0:12.27)	1:54.93 (0:13.10)	1:41.83 (0:13.29)	1:28.54 (0:13.15)	1:15.39 (0:13.58)	1:01.81 (0:13.70)	0:35.38	+1

Scratched: Aiden (#7)

[ ] Ranking at each section and finish  
 -:--:- No data available at this section  
 NA No data available

SCN Saddle cloth number  
 DNF Did not finish  
 DNT Did not track



# Sunshine Coast QLD Professional

## Race 2: DARWALLA GROUP BENCHMARK 68 Handicap - 2200m

22 October 2023 - 13:29



Track Rating: Good 4, Weather: Fine, Rail Position: True

Section						800m	600m	400m	200m	Last 600m		
Field Times						0:47.93 (0:12.71)	0:35.22 (0:11.70)	0:23.52 (0:11.36)	0:12.16 (0:12.16)	0:35.88		
Rank	TAB	Horse/Jockey	Barrier	Top Speed [km/h]	Fastest Section				Margin	Margin	Distance Travelled [m]	
1	3	LATELY Boris Thornton	9	64.6 400m	0:11.36 400m	0:47.93 (0:12.71)	0:35.22 (0:11.70)	0:23.52 (0:11.36)	0:12.16 (0:12.16)	2:20.37	0:35.22	
2	1	LEATHER JACKET LEW Blake Spriggs	2	66.2 400m	0:11.25 400m	0:47.65 (0:12.77)	0:34.88 (0:11.73)	0:23.15 (0:11.25)	0:11.90 (0:11.90)	0.1L	0:34.88 -11	
3	9	SEERESS Cejay Graham	1	65.6 400m	0:11.23 400m	0:47.51 (0:12.67)	0:34.84 (0:11.65)	0:23.19 (0:11.23)	0:11.96 (0:11.96)	1.9L	0:34.84 -14	
4	8	SOOBPURB DANCER Robbie Dolan	3	65.2 400m	0:11.21 400m	0:47.76 (0:12.66)	0:35.10 (0:11.97)	0:23.13 (0:11.21)	0:11.92 (0:11.92)	2.1L	0:35.10 +0	
5	6	GULF OF SAROS Matthew Powell	5	64.0 400m	0:11.63 400m	0:48.23 (0:12.76)	0:35.47 (0:11.70)	0:23.77 (0:11.63)	0:12.14 (0:12.14)	2.4L	0:35.47 -11	
6	4	ENDLESS MYSTERY Michael Cahill	8	Data was not able to be tracked for this horse		-:--:-	-:--:-	-:--:-	-:--:-	2.5L	-:--:- ----	
7	2	ZOOMURUDI Jasper Franklin	6	65.3 400m	0:11.19 400m	0:47.59 (0:12.70)	0:34.89 (0:11.77)	0:23.12 (0:11.19)	0:11.93 (0:11.93)	2.6L	0:34.89 +0	
8	5	GRAND SHANGHAI Sean Cormack	4	63.0 400m	0:11.49 400m	0:48.11 (0:12.73)	0:35.38 (0:11.95)	0:23.43 (0:11.49)	0:11.94 (0:11.94)	2.7L	0:35.38 +1	

Scratched: Aiden (#7)

[ ] Ranking at each section and finish  
 -:--:- No data available at this section  
 NA No data available

SCN Saddle cloth number  
 DNF Did not finish  
 DNT Did not track



Horse/Jockey Name	Lately
Final Rank	1
Fastest Section Time (Section)	0:11.36 (400m)
Top Speed [km/h] (Section)	64.6 (400m)
Race State	Finished



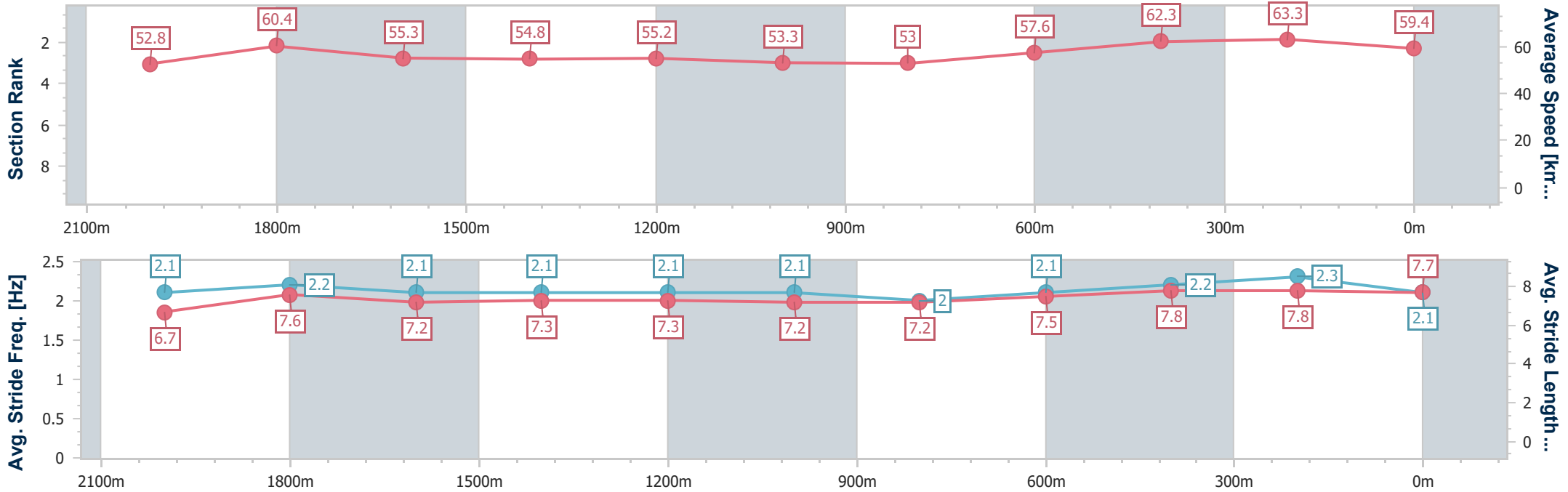
Sunshine Coast QLD Professional  
Race 2: DARWALLA GROUP BENCHMARK 68 Handicap - 2200m



22 October 2023 - 13:29

Track Rating: Good 4, Weather: Fine, Rail Position: True

Section	Overall	2000m	1800m	1600m	1400m	1200m	1000m	800m	600m	400m	200m
Section Times	2:20.37 (0:13.61)	2:06.76 (0:12.07)	1:54.69 (0:13.16)	1:41.53 (0:13.24)	1:28.29 (0:13.10)	1:15.19 (0:13.55)	1:01.64 (0:13.71)	0:47.93 (0:12.71)	0:35.22 (0:11.70)	0:23.52 (0:11.36)	0:12.16 (0:12.16)
Average Speed [km/h]	52.8	60.4	55.3	54.8	55.2	53.3	53.0	57.6	62.3	63.3	59.4
Top Speed [km/h]	61.0	61.2	59.3	55.4	55.7	54.7	54.1	60.3	63.8	64.6	62.7
Avg. Dist. to Rail [m]	13.5	4.5	1.9	2.0	2.1	2.7	3.5	2.8	2.1	5.7	8.0
Avg. Stride Freq. [Hz]	2.1	2.2	2.1	2.1	2.1	2.1	2.0	2.1	2.2	2.3	2.1
Avg. Stride Length [m]	6.7	7.6	7.2	7.3	7.3	7.2	7.2	7.5	7.8	7.8	7.7



- [ ] Ranking at each section and finish
- .-.- No data available at this section
- NA No data available



Horse/Jockey Name	Leather Jacket Lew
Final Rank	2
Fastest Section Time (Section)	0:11.25 (400m)
Top Speed [km/h] (Section)	66.2 (400m)
Race State	Finished



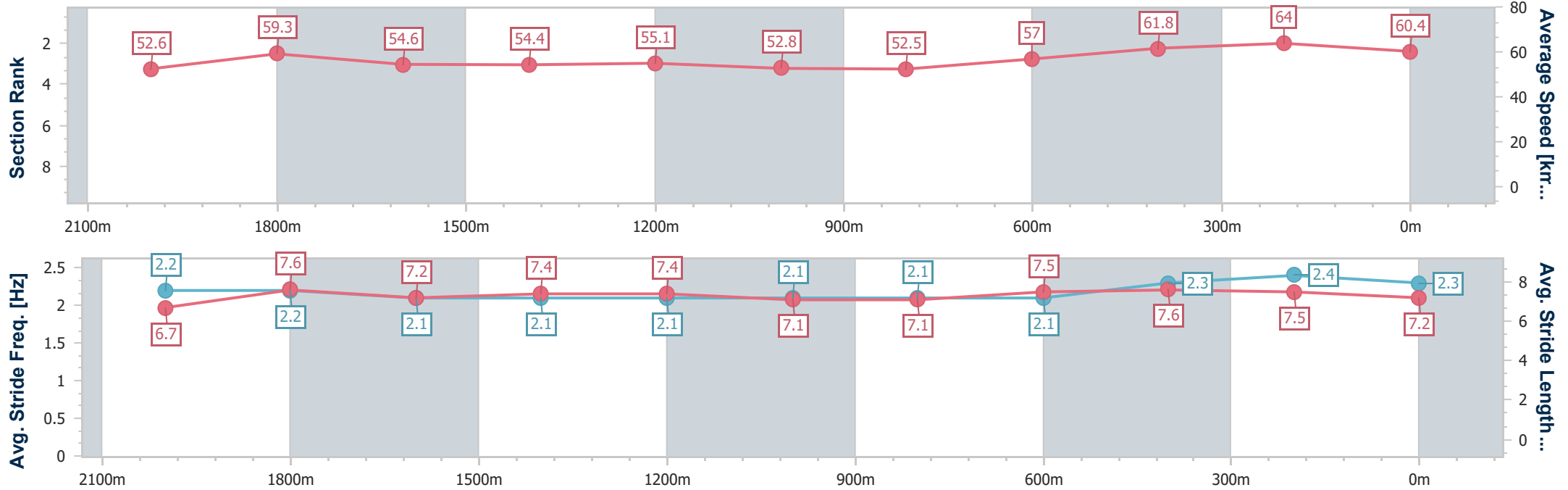
Sunshine Coast QLD Professional  
 Race 2: DARWALLA GROUP BENCHMARK 68 Handicap - 2200m



22 October 2023 - 13:29

Track Rating: Good 4, Weather: Fine, Rail Position: True

Section	Overall	2000m	1800m	1600m	1400m	1200m	1000m	800m	600m	400m	200m
Section Times	2:20.38 (0:13.71)	2:06.67 (0:12.04)	1:54.63 (0:13.11)	1:41.52 (0:13.29)	1:28.23 (0:13.11)	1:15.12 (0:13.68)	1:01.44 (0:13.79)	0:47.65 (0:12.77)	0:34.88 (0:11.73)	0:23.15 (0:11.25)	0:11.90 (0:11.90)
Average Speed [km/h]	52.6	59.3	54.6	54.4	55.1	52.8	52.5	57.0	61.8	64.0	60.4
Top Speed [km/h]	61.7	60.8	57.8	55.7	56.3	54.7	54.2	60.2	64.2	66.2	63.0
Avg. Dist. to Rail [m]	3.5	1.7	1.2	1.6	1.6	2.0	1.6	1.8	1.1	6.9	8.5
Avg. Stride Freq. [Hz]	2.2	2.2	2.1	2.1	2.1	2.1	2.1	2.1	2.3	2.4	2.3
Avg. Stride Length [m]	6.7	7.6	7.2	7.4	7.4	7.1	7.1	7.5	7.6	7.5	7.2



- [ ] Ranking at each section and finish
- .-.- No data available at this section
- NA No data available



Horse/Jockey Name	Seeress
Final Rank	3
Fastest Section Time (Section)	0:11.23 (400m)
Top Speed [km/h] (Section)	65.6 (400m)
Race State	Finished



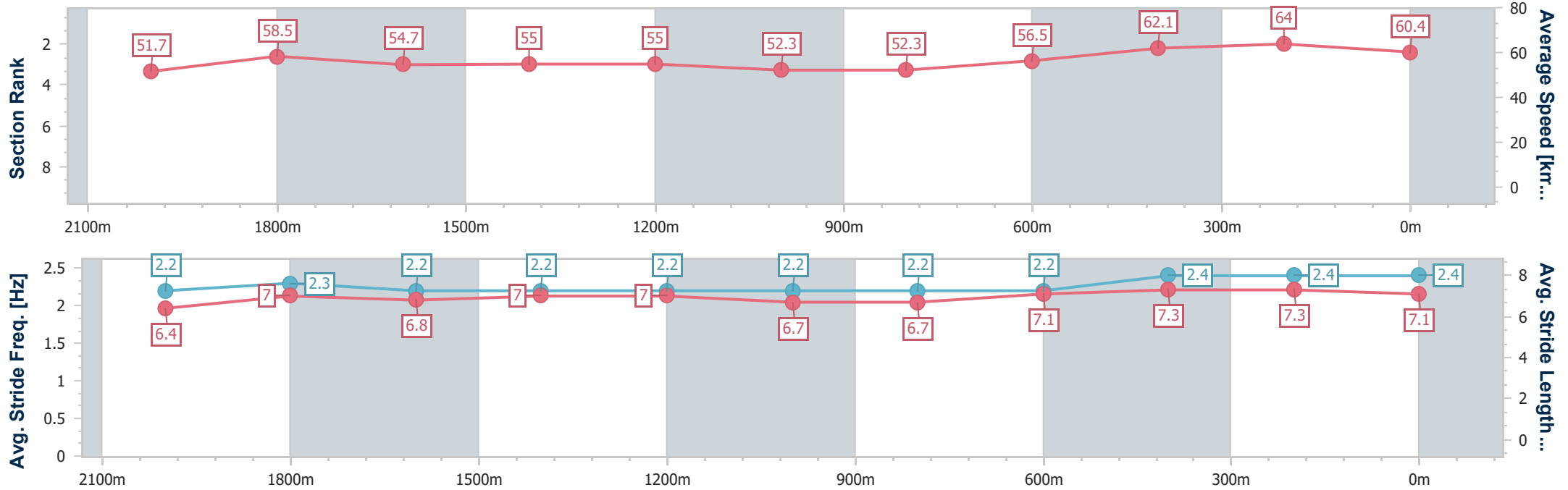
Sunshine Coast QLD Professional  
Race 2: DARWALLA GROUP BENCHMARK 68 Handicap - 2200m



22 October 2023 - 13:29

Track Rating: Good 4, Weather: Fine, Rail Position: True

Section	Overall	2000m	1800m	1600m	1400m	1200m	1000m	800m	600m	400m	200m
Section Times	2:20.68 (0:13.95)	2:06.73 (0:12.25)	1:54.48 (0:13.15)	1:41.33 (0:13.20)	1:28.13 (0:13.07)	1:15.06 (0:13.76)	1:01.30 (0:13.79)	0:47.51 (0:12.67)	0:34.84 (0:11.65)	0:23.19 (0:11.23)	0:11.96 (0:11.96)
Average Speed [km/h]	51.7	58.5	54.7	55.0	55.0	52.3	52.3	56.5	62.1	64.0	60.4
Top Speed [km/h]	61.2	60.5	57.3	57.9	55.9	53.9	53.6	60.0	63.4	65.6	63.1
Avg. Dist. to Rail [m]	3.3	0.9	1.1	1.2	1.2	0.9	0.4	0.4	0.6	3.2	3.6
Avg. Stride Freq. [Hz]	2.2	2.3	2.2	2.2	2.2	2.2	2.2	2.2	2.4	2.4	2.4
Avg. Stride Length [m]	6.4	7.0	6.8	7.0	7.0	6.7	6.7	7.1	7.3	7.3	7.1



- [ ] Ranking at each section and finish
- .-.- No data available at this section
- NA No data available



Horse/Jockey Name	Soobpurb Dancer
Final Rank	4
Fastest Section Time (Section)	0:11.21 (400m)
Top Speed [km/h] (Section)	65.2 (400m)
Race State	Finished



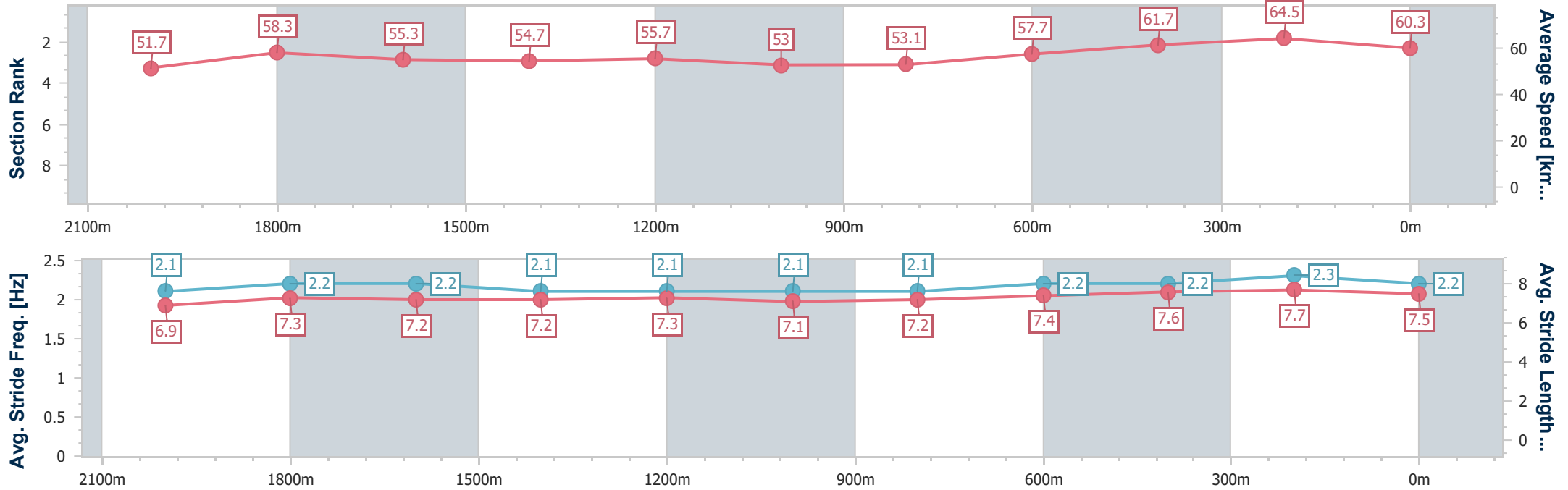
Sunshine Coast QLD Professional  
Race 2: DARWALLA GROUP BENCHMARK 68 Handicap - 2200m



22 October 2023 - 13:29

Track Rating: Good 4, Weather: Fine, Rail Position: True

Section	Overall	2000m	1800m	1600m	1400m	1200m	1000m	800m	600m	400m	200m
Section Times	2:20.74 (0:13.91)	2:06.83 (0:12.39)	1:54.44 (0:13.13)	1:41.31 (0:13.32)	1:27.99 (0:12.98)	1:15.01 (0:13.61)	1:01.40 (0:13.64)	0:47.76 (0:12.66)	0:35.10 (0:11.97)	0:23.13 (0:11.21)	0:11.92 (0:11.92)
Average Speed [km/h]	51.7	58.3	55.3	54.7	55.7	53.0	53.1	57.7	61.7	64.5	60.3
Top Speed [km/h]	60.7	60.1	57.5	55.2	56.7	54.6	54.5	60.5	63.3	65.2	62.9
Avg. Dist. to Rail [m]	4.6	0.7	1.8	2.7	2.5	2.3	2.1	2.6	4.4	9.0	11.2
Avg. Stride Freq. [Hz]	2.1	2.2	2.2	2.1	2.1	2.1	2.1	2.2	2.2	2.3	2.2
Avg. Stride Length [m]	6.9	7.3	7.2	7.2	7.3	7.1	7.2	7.4	7.6	7.7	7.5



- [ ] Ranking at each section and finish
- .-.- No data available at this section
- NA No data available



Horse/Jockey Name	Gulf Of Saros
Final Rank	5
Fastest Section Time (Section)	0:11.63 (400m)
Top Speed [km/h] (Section)	64.0 (400m)
Race State	Finished



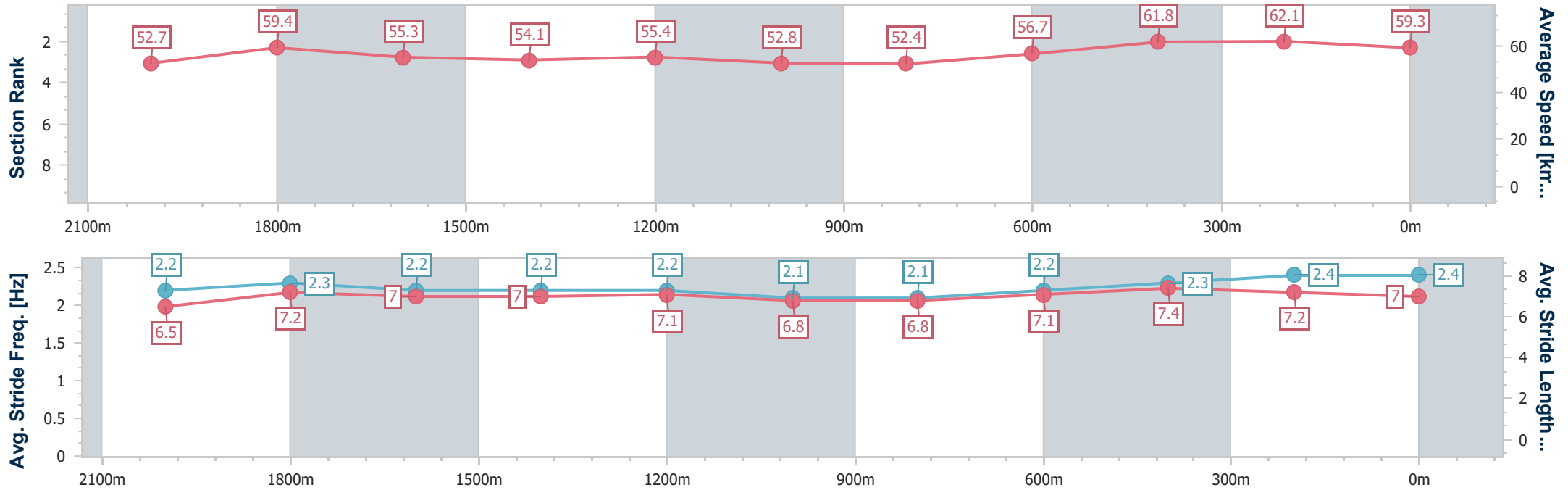
Sunshine Coast QLD Professional  
Race 2: DARWALLA GROUP BENCHMARK 68 Handicap - 2200m



22 October 2023 - 13:29

Track Rating: Good 4, Weather: Fine, Rail Position: True

Section	Overall	2000m	1800m	1600m	1400m	1200m	1000m	800m	600m	400m	200m
Section Times	2:20.82 (0:13.67)	2:07.15 (0:12.01)	1:55.14 (0:13.01)	1:42.13 (0:13.38)	1:28.75 (0:13.06)	1:15.69 (0:13.65)	1:02.04 (0:13.81)	0:48.23 (0:12.76)	0:35.47 (0:11.70)	0:23.77 (0:11.63)	0:12.14 (0:12.14)
Average Speed [km/h]	52.7	59.4	55.3	54.1	55.4	52.8	52.4	56.7	61.8	62.1	59.3
Top Speed [km/h]	63.8	62.3	56.8	54.9	56.7	55.4	53.4	60.7	62.8	64.0	61.7
Avg. Dist. to Rail [m]	4.4	2.4	1.0	1.9	2.1	2.6	1.9	0.7	1.0	5.2	7.7
Avg. Stride Freq. [Hz]	2.2	2.3	2.2	2.2	2.2	2.1	2.1	2.2	2.3	2.4	2.4
Avg. Stride Length [m]	6.5	7.2	7.0	7.0	7.1	6.8	6.8	7.1	7.4	7.2	7.0



- [ ] Ranking at each section and finish
- .-.- No data available at this section
- NA No data available



Horse/Jockey Name	Zoomurudi
Final Rank	7
Fastest Section Time (Section)	0:11.19 (400m)
Top Speed [km/h] (Section)	65.3 (400m)
Race State	Finished



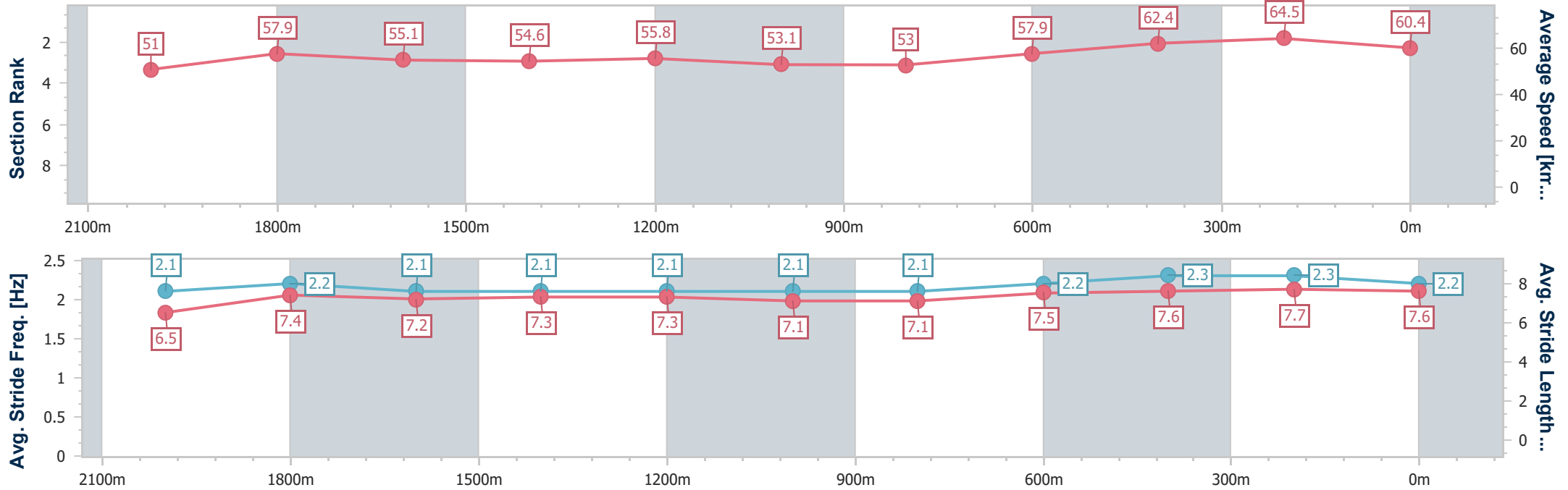
Sunshine Coast QLD Professional  
Race 2: DARWALLA GROUP BENCHMARK 68 Handicap - 2200m



22 October 2023 - 13:29

Track Rating: Good 4, Weather: Fine, Rail Position: True

Section	Overall	2000m	1800m	1600m	1400m	1200m	1000m	800m	600m	400m	200m
Section Times	2:20.85 (0:14.12)	2:06.73 (0:12.42)	1:54.31 (0:13.17)	1:41.14 (0:13.29)	1:27.85 (0:12.99)	1:14.86 (0:13.62)	1:01.24 (0:13.65)	0:47.59 (0:12.70)	0:34.89 (0:11.77)	0:23.12 (0:11.19)	0:11.93 (0:11.93)
Average Speed [km/h]	51.0	57.9	55.1	54.6	55.8	53.1	53.0	57.9	62.4	64.5	60.4
Top Speed [km/h]	60.5	60.5	56.3	55.4	56.3	55.7	55.4	60.8	63.9	65.3	63.2
Avg. Dist. to Rail [m]	7.3	0.7	1.3	2.1	2.1	2.9	3.3	3.4	3.4	8.2	9.7
Avg. Stride Freq. [Hz]	2.1	2.2	2.1	2.1	2.1	2.1	2.1	2.2	2.3	2.3	2.2
Avg. Stride Length [m]	6.5	7.4	7.2	7.3	7.3	7.1	7.1	7.5	7.6	7.7	7.6



- [ ] Ranking at each section and finish
- .-.- No data available at this section
- NA No data available





Horse/Jockey Name	Grand Shanghai
Final Rank	8
Fastest Section Time (Section)	0:11.49 (400m)
Top Speed [km/h] (Section)	63.0 (400m)
Race State	Finished



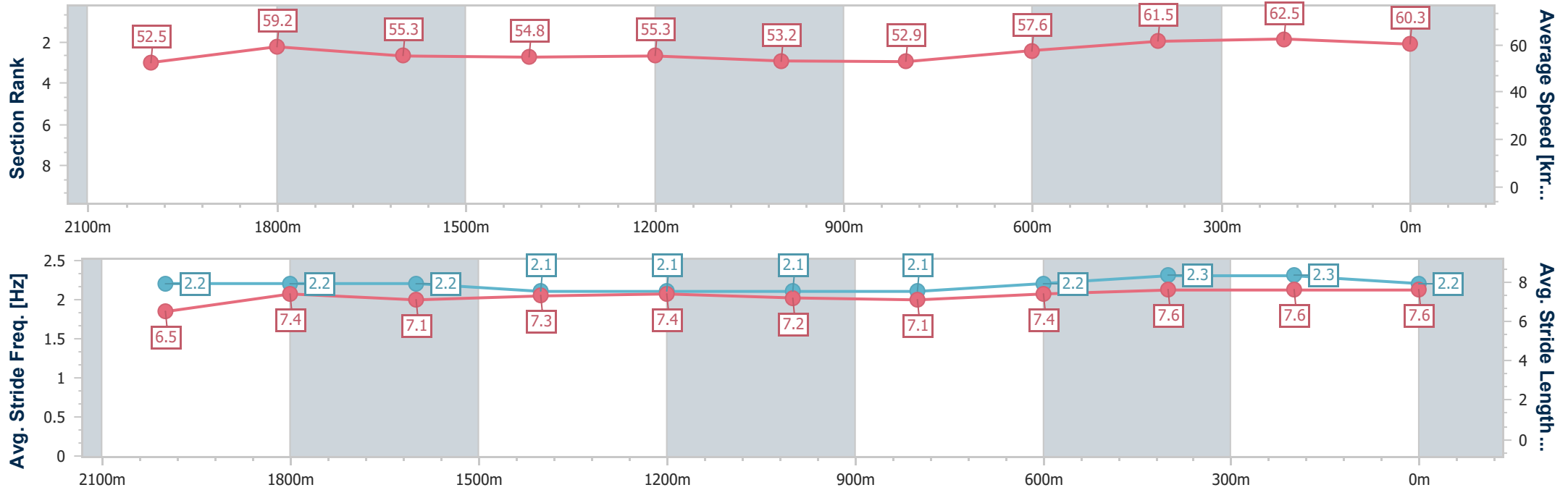
Sunshine Coast QLD Professional  
Race 2: DARWALLA GROUP BENCHMARK 68 Handicap - 2200m



22 October 2023 - 13:29

Track Rating: Good 4, Weather: Fine, Rail Position: True

Section	Overall	2000m	1800m	1600m	1400m	1200m	1000m	800m	600m	400m	200m
Section Times	2:20.88 (0:13.68)	2:07.20 (0:12.27)	1:54.93 (0:13.10)	1:41.83 (0:13.29)	1:28.54 (0:13.15)	1:15.39 (0:13.58)	1:01.81 (0:13.70)	0:48.11 (0:12.73)	0:35.38 (0:11.95)	0:23.43 (0:11.49)	0:11.94 (0:11.94)
Average Speed [km/h]	52.5	59.2	55.3	54.8	55.3	53.2	52.9	57.6	61.5	62.5	60.3
Top Speed [km/h]	60.7	60.2	57.6	55.5	55.9	54.4	54.7	60.4	62.7	63.0	62.5
Avg. Dist. to Rail [m]	7.7	2.6	1.3	3.0	3.5	3.7	3.5	3.0	3.2	7.8	10.1
Avg. Stride Freq. [Hz]	2.2	2.2	2.2	2.1	2.1	2.1	2.1	2.2	2.3	2.3	2.2
Avg. Stride Length [m]	6.5	7.4	7.1	7.3	7.4	7.2	7.1	7.4	7.6	7.6	7.6



- [ ] Ranking at each section and finish
- .-.- No data available at this section
- NA No data available



Horse/Jockey Name	Endless Mystery
Final Rank	6
Fastest Section Time (Section)	-:--:--
Top Speed [km/h] (Section)	--.-
Race State	DidNotTrack



Sunshine Coast QLD Professional  
 Race 2: DARWALLA GROUP BENCHMARK 68 Handicap - 2200m



22 October 2023 - 13:29

Track Rating: Good 4, Weather: Fine, Rail Position: True

Section	Overall	2000m	1800m	1600m	1400m	1200m	1000m	800m	600m	400m	200m		
Section Times	-:--:--	-:--:--	-:--:--	-:--:--	-:--:--	-:--:--	-:--:--	-:--:--	-:--:--	-:--:--	-:--:--		
Average Speed [km/h]	--.-	--.-	--.-	--.-	--.-	--.-	--.-	--.-	--.-	--.-	--.-		
Top Speed [km/h]	--.-	--.-	--.-	--.-	--.-	--.-	--.-	--.-	--.-	--.-	--.-		
Avg. Dist. to Rail [m]	--	--	--	--	--	--	--	--	--	--	--		
Avg. Stride Freq. [Hz]	--.-	--.-	--.-	--.-	--.-	--.-	--.-	--.-	--.-	--.-	--.-		
Avg. Stride Length [m]	--.-	--.-	--.-	--.-	--.-	--.-	--.-	--.-	--.-	--.-	--.-		

- [ ] Ranking at each section and finish
- :--:-- No data available at this section
- NA No data available