



**Sunshine Coast QLD Professional**  
**Race 1: ROTARY CLUBS OF CABOOLTURE AND BRIBIE ISLAND QTIS**  
**Two-Year-Old Maiden Plate - 1000m**  
**22 October 2023 - 12:54**



Track Rating: Good 4, Weather: Fine, Rail Position: True

Section		Overall	800m	600m	400m	200m	Last 600m					
Field Times		0:59.36 (0:13.28)	0:46.08 (0:10.38)	0:35.70 (0:11.40)	0:24.30 (0:11.81)	0:12.49 (0:12.49)	0:35.70					
Rank	TAB Horse/Jockey	Barrier	Top Speed [km/h]	Fastest Section	Margin					Distance Travelled [m]		
1	9 MISHANI STORM Ben Thompson	5	70.5 Overall	0:10.71 800m	0:59.36 [1] (0:13.44)	0:45.92 [3] (0:10.71)	0:35.21 [4] (0:11.34)	0:23.87 [5] (0:11.47)	0:12.40 [3] (0:12.40)	0:59.36	0:35.21	
2	4 MISHANI OPAL Mark Du Plessis	1	69.5 800m	0:10.69 800m	0:59.42 [2] (0:13.48)	0:45.94 [5] (0:10.69)	0:35.25 [5] (0:11.26)	0:23.99 [3] (0:11.63)	0:12.36 [4] (0:12.36)	0.2L	0:35.25	-1
3	5 MYTHBUSTA Justin Huxtable	3	69.5 800m	0:10.35 800m	0:59.50 [3] (0:13.34)	0:46.16 [2] (0:10.35)	0:35.81 [2] (0:11.42)	0:24.39 [2] (0:11.76)	0:12.63 [1] (0:12.63)	0.5L	0:35.81	-5
4	2 HEAD HONCHO Boris Thornton	10	68.9 Overall	0:10.80 800m	0:59.54 [4] (0:13.71)	0:45.83 [6] (0:10.80)	0:35.03 [8] (0:11.45)	0:23.58 [9] (0:11.30)	0:12.28 [7] (0:12.28)	0.7L	0:35.03	+2
5	10 MISHANI SUNSET Samantha Collett	8	69.5 Overall	0:10.65 800m	0:59.55 [5] (0:14.15)	0:45.40 [9] (0:10.65)	0:34.75 [9] (0:11.03)	0:23.72 [8] (0:11.42)	0:12.30 [6] (0:12.30)	0.8L	0:34.75	-4
6	6 ROCKRATA Cejay Graham	9	70.7 Overall	0:10.52 800m	0:59.60 [6] (0:13.45)	0:46.15 [4] (0:10.52)	0:35.63 [3] (0:11.49)	0:24.14 [4] (0:11.63)	0:12.51 [5] (0:12.51)	1L	0:35.63	-2
7	3 INVADING JILLY Tiffani Brooker	4	71.1 800m	0:10.38 800m	0:59.74 [7] (0:13.28)	0:46.46 [1] (0:10.38)	0:36.08 [1] (0:11.40)	0:24.68 [1] (0:11.87)	0:12.81 [2] (0:12.81)	1.8L	0:36.08	-3
8	8 GOLD CITY Sean Cormack	7	70.8 800m	0:10.64 800m	1:00.57 [8] (0:13.71)	0:46.86 [7] (0:10.64)	0:36.22 [6] (0:11.34)	0:24.88 [6] (0:11.65)	0:13.23 [8] (0:13.23)	6.6L	0:36.22	+2
9	7 DON'TLEAVEMENOW Casey Waddell	6	71.0 Overall	0:10.56 800m	1:00.61 [9] (0:13.92)	0:46.69 [8] (0:10.56)	0:36.13 [7] (0:11.31)	0:24.82 [7] (0:11.87)	0:12.95 [9] (0:12.95)	6.8L	0:36.13	-6

Scratched: Bourne Ready (#1)

[ ] Ranking at each section and finish  
 -:-:- No data available at this section  
 NA No data available

SCN Saddle cloth number  
 DNF Did not finish  
 DNT Did not track



Horse/Jockey Name	Mishani Storm
Final Rank	1
Fastest Section Time (Section)	0:10.71 (800m)
Top Speed [km/h] (Section)	70.5 (Overall)
Race State	Finished



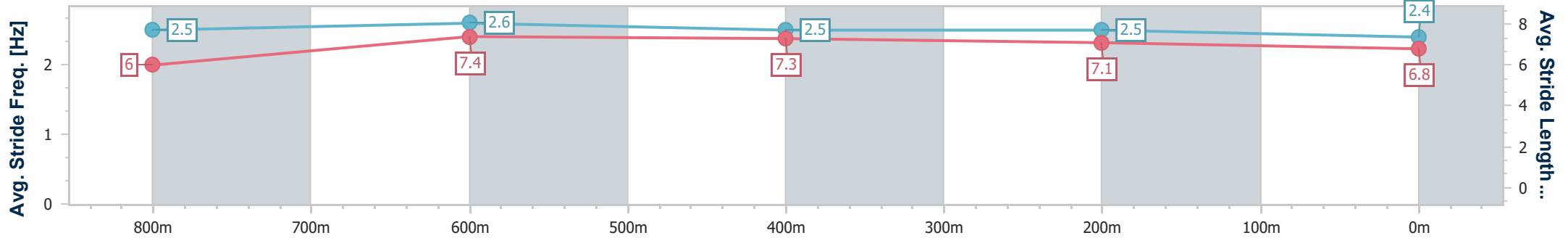
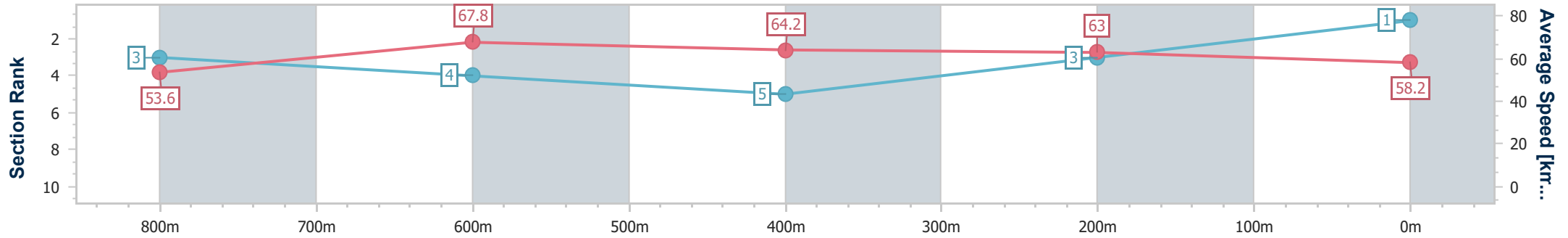
Sunshine Coast QLD Professional  
 Race 1: ROTARY CLUBS OF CABOOLTURE AND BRIBIE  
 ISLAND QTIS Two-Year-Old Maiden Plate - 1000m



22 October 2023 - 12:54

Track Rating: Good 4, Weather: Fine, Rail Position: True

Section	Overall	800m	600m	400m	200m
Section Times	0:59.36 [1] (0:13.44)	0:45.92 [3] (0:10.71)	0:35.21 [4] (0:11.34)	0:23.87 [5] (0:11.47)	0:12.40 [3] (0:12.40)
Average Speed [km/h]	53.6	67.8	64.2	63.0	58.2
Top Speed [km/h]	70.5	69.7	66.6	63.7	61.4
Avg. Dist. to Rail [m]	4.7	1.7	2.5	6.3	6.0
Avg. Stride Freq. [Hz]	2.5	2.6	2.5	2.5	2.4
Avg. Stride Length [m]	6.0	7.4	7.3	7.1	6.8



- [ ] Ranking at each section and finish
- .-.- No data available at this section
- NA No data available



Horse/Jockey Name	Mishani Opal
Final Rank	2
Fastest Section Time (Section)	0:10.69 (800m)
Top Speed [km/h] (Section)	69.5 (800m)
Race State	Finished



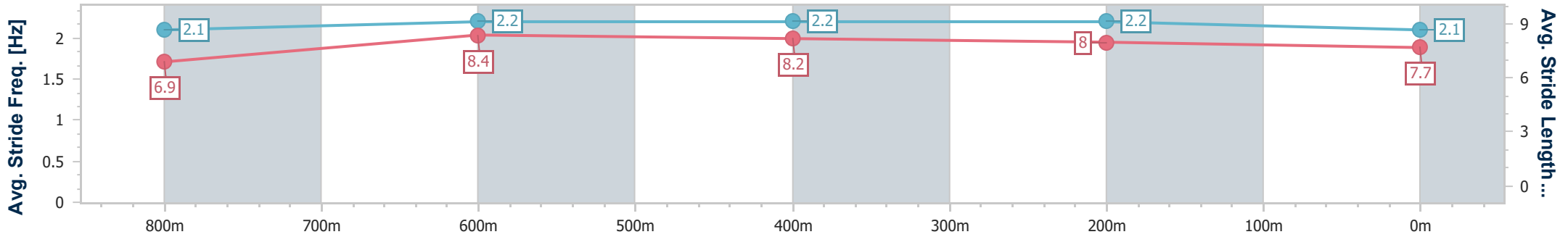
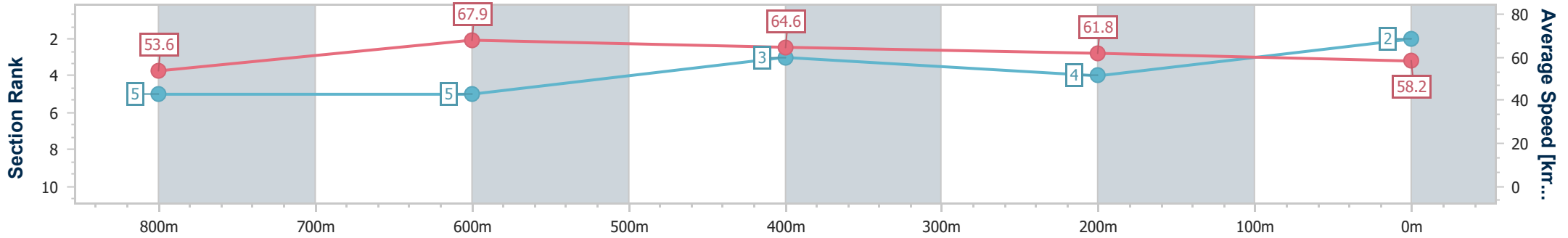
Sunshine Coast QLD Professional  
 Race 1: ROTARY CLUBS OF CABOOLTURE AND BRIBIE  
 ISLAND QTIS Two-Year-Old Maiden Plate - 1000m



22 October 2023 - 12:54

Track Rating: Good 4, Weather: Fine, Rail Position: True

Section	Overall	800m	600m	400m	200m
Section Times	0:59.42 [2] (0:13.48)	0:45.94 [5] (0:10.69)	0:35.25 [5] (0:11.26)	0:23.99 [3] (0:11.63)	0:12.36 [4] (0:12.36)
Average Speed [km/h]	53.6	67.9	64.6	61.8	58.2
Top Speed [km/h]	69.1	69.5	67.1	63.5	60.4
Avg. Dist. to Rail [m]	4.2	2.2	1.8	2.1	2.1
Avg. Stride Freq. [Hz]	2.1	2.2	2.2	2.2	2.1
Avg. Stride Length [m]	6.9	8.4	8.2	8.0	7.7



- [ ] Ranking at each section and finish
- .-.- No data available at this section
- NA No data available



Horse/Jockey Name	Mythbusta
Final Rank	3
Fastest Section Time (Section)	0:10.35 (800m)
Top Speed [km/h] (Section)	69.5 (800m)
Race State	Finished



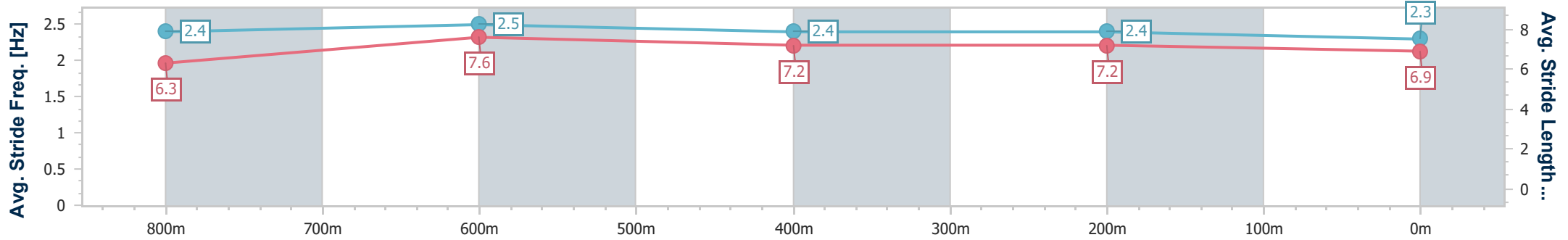
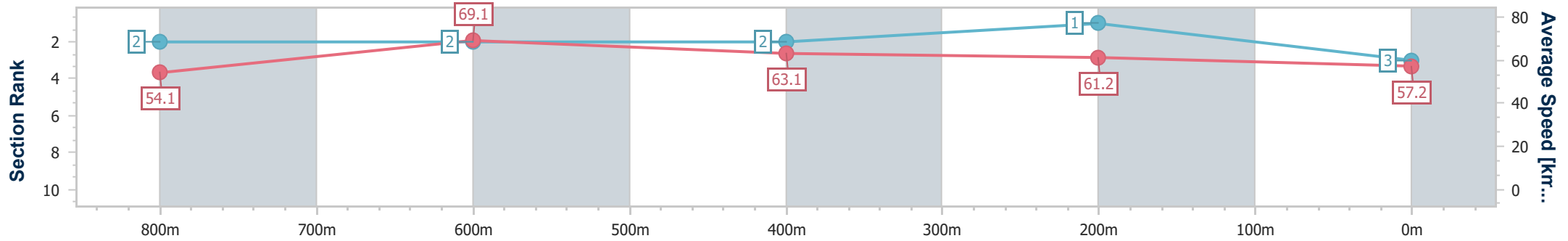
Sunshine Coast QLD Professional  
 Race 1: ROTARY CLUBS OF CABOOLTURE AND BRIBIE  
 ISLAND QTIS Two-Year-Old Maiden Plate - 1000m



22 October 2023 - 12:54

Track Rating: Good 4, Weather: Fine, Rail Position: True

Section	Overall	800m	600m	400m	200m
Section Times	0:59.50 [3] (0:13.34)	0:46.16 [2] (0:10.35)	0:35.81 [2] (0:11.42)	0:24.39 [2] (0:11.76)	0:12.63 [1] (0:12.63)
Average Speed [km/h]	54.1	69.1	63.1	61.2	57.2
Top Speed [km/h]	69.4	69.5	67.7	63.0	59.6
Avg. Dist. to Rail [m]	1.8	1.1	0.6	0.8	0.4
Avg. Stride Freq. [Hz]	2.4	2.5	2.4	2.4	2.3
Avg. Stride Length [m]	6.3	7.6	7.2	7.2	6.9



- [ ] Ranking at each section and finish
- .-.- No data available at this section
- NA No data available



Horse/Jockey Name	Head Honcho
Final Rank	4
Fastest Section Time (Section)	0:10.80 (800m)
Top Speed [km/h] (Section)	68.9 (Overall)
Race State	Finished



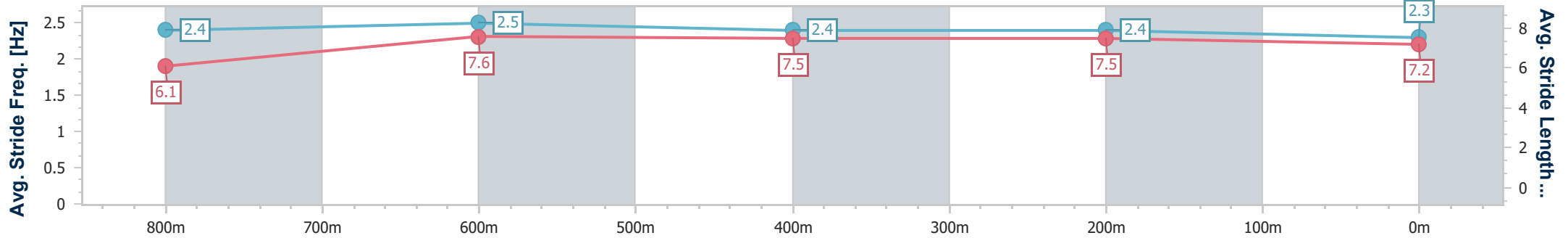
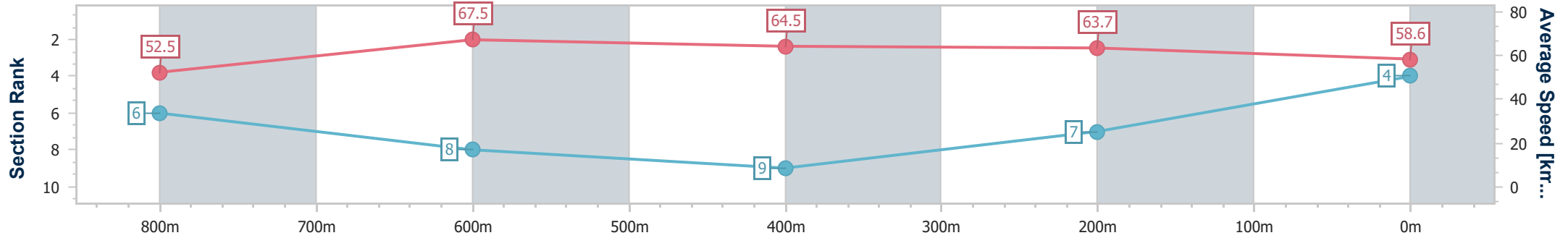
Sunshine Coast QLD Professional  
 Race 1: ROTARY CLUBS OF CABOOLTURE AND BRIBIE  
 ISLAND QTIS Two-Year-Old Maiden Plate - 1000m



22 October 2023 - 12:54

Track Rating: Good 4, Weather: Fine, Rail Position: True

Section	Overall	800m	600m	400m	200m
Section Times	0:59.54 [4] (0:13.71)	0:45.83 [6] (0:10.80)	0:35.03 [8] (0:11.45)	0:23.58 [9] (0:11.30)	0:12.28 [7] (0:12.28)
Average Speed [km/h]	52.5	67.5	64.5	63.7	58.6
Top Speed [km/h]	68.9	68.6	67.7	65.8	61.5
Avg. Dist. to Rail [m]	10.4	3.9	3.7	9.1	9.4
Avg. Stride Freq. [Hz]	2.4	2.5	2.4	2.4	2.3
Avg. Stride Length [m]	6.1	7.6	7.5	7.5	7.2



- [ ] Ranking at each section and finish
- .-.- No data available at this section
- NA No data available



Horse/Jockey Name	Mishani Sunset
Final Rank	5
Fastest Section Time (Section)	0:10.65 (800m)
Top Speed [km/h] (Section)	69.5 (Overall)
Race State	Finished



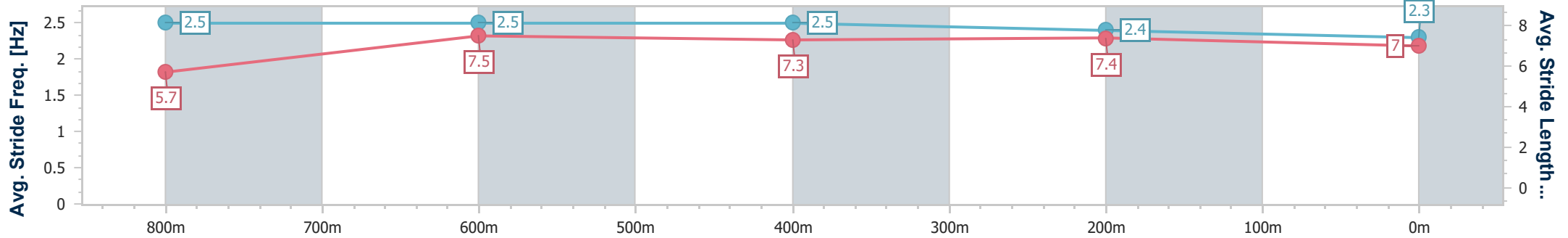
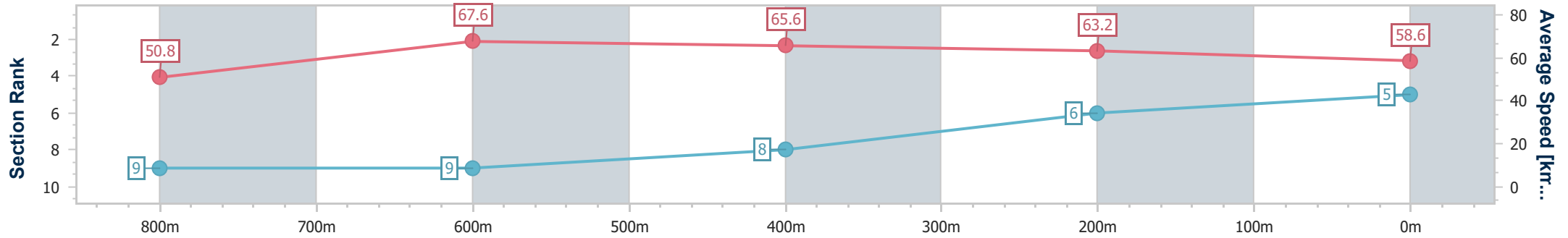
Sunshine Coast QLD Professional  
 Race 1: ROTARY CLUBS OF CABOOLTURE AND BRIBIE  
 ISLAND QTIS Two-Year-Old Maiden Plate - 1000m



22 October 2023 - 12:54

Track Rating: Good 4, Weather: Fine, Rail Position: True

Section	Overall	800m	600m	400m	200m
Section Times	0:59.55 [5] (0:14.15)	0:45.40 [9] (0:10.65)	0:34.75 [9] (0:11.03)	0:23.72 [8] (0:11.42)	0:12.30 [6] (0:12.30)
Average Speed [km/h]	50.8	67.6	65.6	63.2	58.6
Top Speed [km/h]	69.5	69.4	67.4	64.7	61.4
Avg. Dist. to Rail [m]	7.3	1.3	1.1	4.5	7.4
Avg. Stride Freq. [Hz]	2.5	2.5	2.5	2.4	2.3
Avg. Stride Length [m]	5.7	7.5	7.3	7.4	7.0



- [ ] Ranking at each section and finish
- .-.- No data available at this section
- NA No data available



Horse/Jockey Name	Rockrata
Final Rank	6
Fastest Section Time (Section)	0:10.52 (800m)
Top Speed [km/h] (Section)	70.7 (Overall)
Race State	Finished



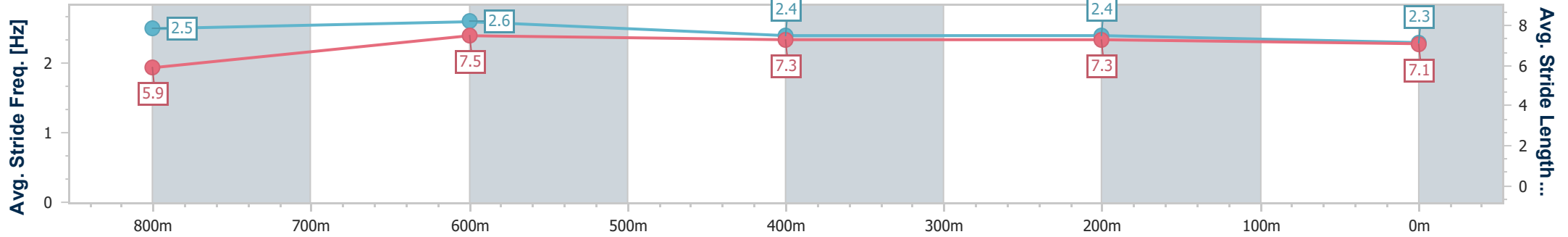
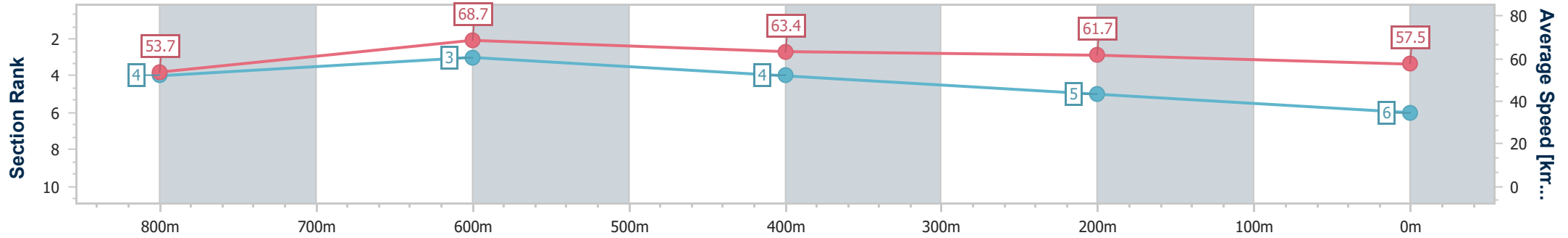
Sunshine Coast QLD Professional  
 Race 1: ROTARY CLUBS OF CABOOLTURE AND BRIBIE  
 ISLAND QTIS Two-Year-Old Maiden Plate - 1000m



22 October 2023 - 12:54

Track Rating: Good 4, Weather: Fine, Rail Position: True

Section	Overall	800m	600m	400m	200m
Section Times	0:59.60 [6] (0:13.45)	0:46.15 [4] (0:10.52)	0:35.63 [3] (0:11.49)	0:24.14 [4] (0:11.63)	0:12.51 [5] (0:12.51)
Average Speed [km/h]	53.7	68.7	63.4	61.7	57.5
Top Speed [km/h]	70.7	70.7	65.2	63.3	59.9
Avg. Dist. to Rail [m]	8.2	1.8	1.8	4.4	5.5
Avg. Stride Freq. [Hz]	2.5	2.6	2.4	2.4	2.3
Avg. Stride Length [m]	5.9	7.5	7.3	7.3	7.1



- [ ] Ranking at each section and finish
- .-.- No data available at this section
- NA No data available



Horse/Jockey Name	Invading Jilly
Final Rank	7
Fastest Section Time (Section)	0:10.38 (800m)
Top Speed [km/h] (Section)	71.1 (800m)
Race State	Finished



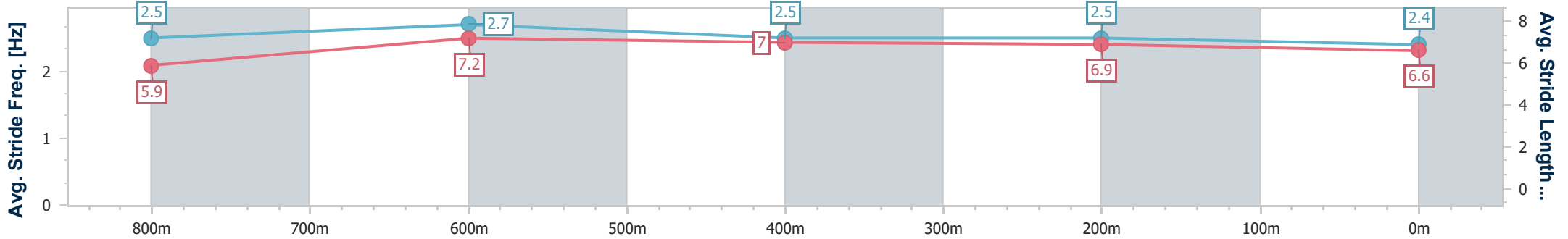
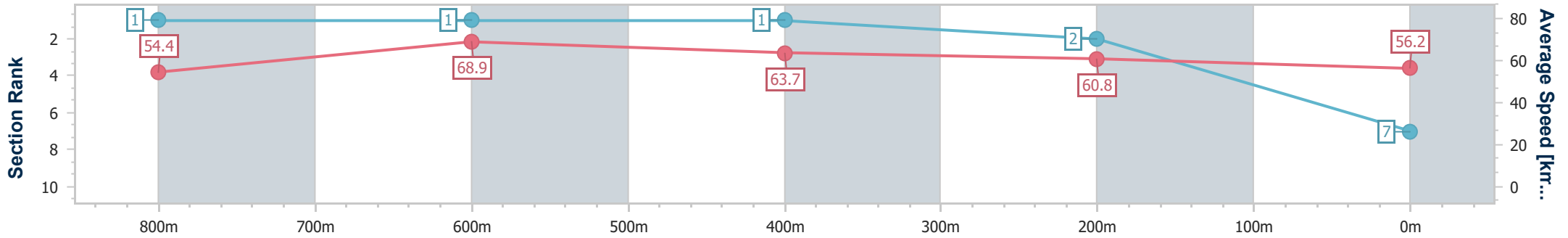
Sunshine Coast QLD Professional  
 Race 1: ROTARY CLUBS OF CABOOLTURE AND BRIBIE  
 ISLAND QTIS Two-Year-Old Maiden Plate - 1000m



22 October 2023 - 12:54

Track Rating: Good 4, Weather: Fine, Rail Position: True

Section	Overall	800m	600m	400m	200m
Section Times	0:59.74 [7] (0:13.28)	0:46.46 [1] (0:10.38)	0:36.08 [1] (0:11.40)	0:24.68 [1] (0:11.87)	0:12.81 [2] (0:12.81)
Average Speed [km/h]	54.4	68.9	63.7	60.8	56.2
Top Speed [km/h]	70.5	71.1	66.4	61.9	58.7
Avg. Dist. to Rail [m]	1.4	1.2	1.9	5.3	3.7
Avg. Stride Freq. [Hz]	2.5	2.7	2.5	2.5	2.4
Avg. Stride Length [m]	5.9	7.2	7.0	6.9	6.6



- [ ] Ranking at each section and finish
- .-.- No data available at this section
- NA No data available





Horse/Jockey Name	Gold City
Final Rank	8
Fastest Section Time (Section)	0:10.64 (800m)
Top Speed [km/h] (Section)	70.8 (800m)
Race State	Finished



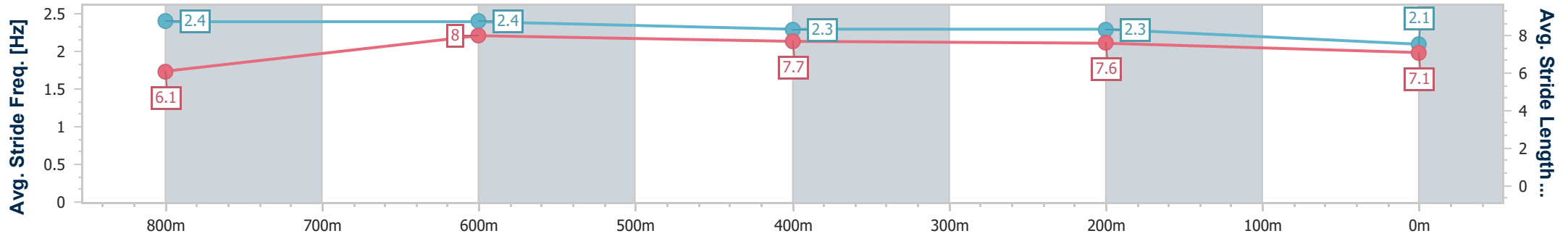
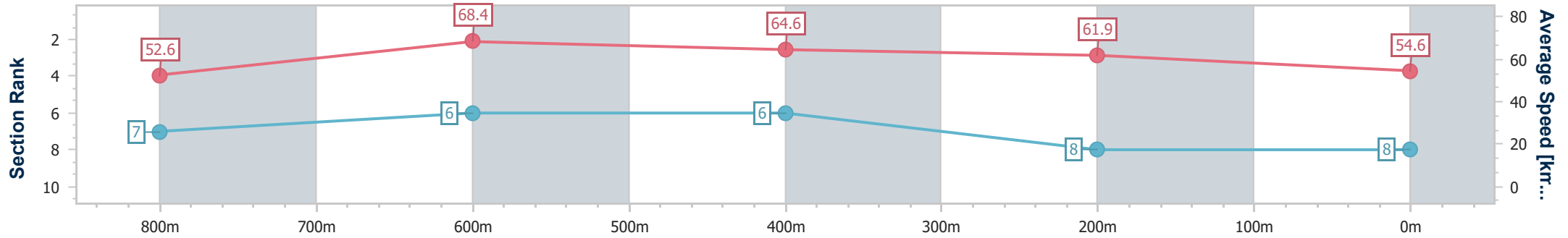
Sunshine Coast QLD Professional  
 Race 1: ROTARY CLUBS OF CABOOLTURE AND BRIBIE  
 ISLAND QTIS Two-Year-Old Maiden Plate - 1000m



22 October 2023 - 12:54

Track Rating: Good 4, Weather: Fine, Rail Position: True

Section	Overall	800m	600m	400m	200m
Section Times	1:00.57 [8] (0:13.71)	0:46.86 [7] (0:10.64)	0:36.22 [6] (0:11.34)	0:24.88 [6] (0:11.65)	0:13.23 [8] (0:13.23)
Average Speed [km/h]	52.6	68.4	64.6	61.9	54.6
Top Speed [km/h]	70.0	70.8	67.7	63.6	59.4
Avg. Dist. to Rail [m]	6.9	2.9	3.3	7.2	6.9
Avg. Stride Freq. [Hz]	2.4	2.4	2.3	2.3	2.1
Avg. Stride Length [m]	6.1	8.0	7.7	7.6	7.1



- [ ] Ranking at each section and finish
- .-.- No data available at this section
- NA No data available



Horse/Jockey Name	Don'tleavemenow
Final Rank	9
Fastest Section Time (Section)	0:10.56 (800m)
Top Speed [km/h] (Section)	71.0 (Overall)
Race State	Finished



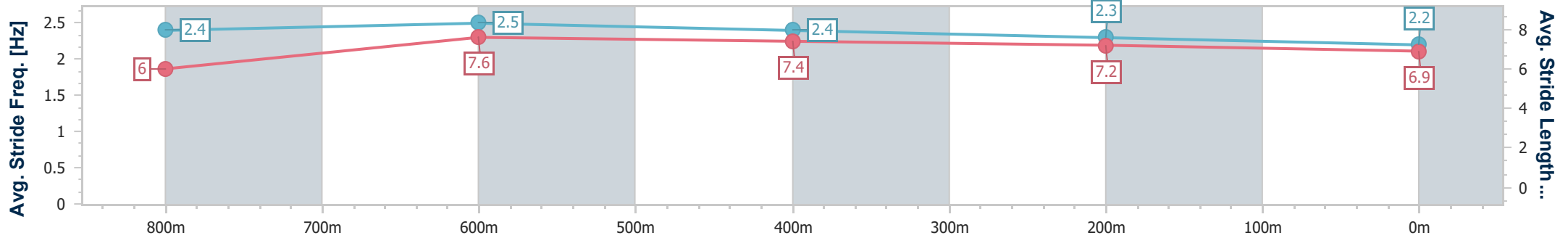
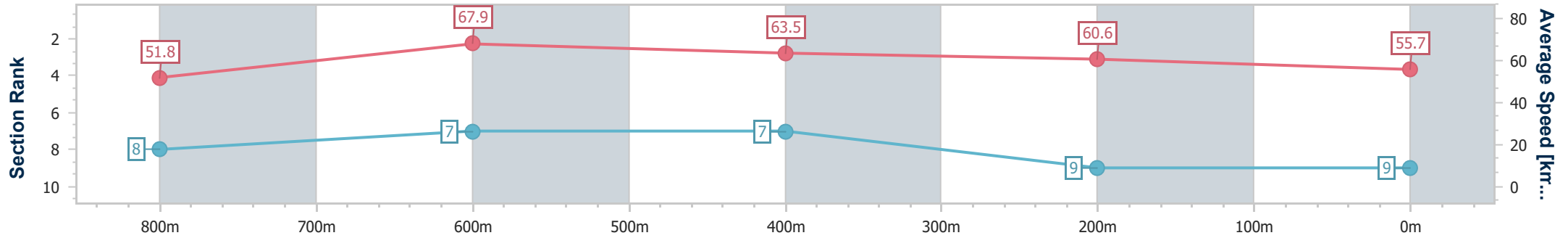
Sunshine Coast QLD Professional  
 Race 1: ROTARY CLUBS OF CABOOLTURE AND BRIBIE  
 ISLAND QTIS Two-Year-Old Maiden Plate - 1000m



22 October 2023 - 12:54

Track Rating: Good 4, Weather: Fine, Rail Position: True

Section	Overall	800m	600m	400m	200m
Section Times	1:00.61 [9] (0:13.92)	0:46.69 [8] (0:10.56)	0:36.13 [7] (0:11.31)	0:24.82 [7] (0:11.87)	0:12.95 [9] (0:12.95)
Average Speed [km/h]	51.8	67.9	63.5	60.6	55.7
Top Speed [km/h]	71.0	70.3	65.5	62.5	58.5
Avg. Dist. to Rail [m]	2.6	1.5	0.6	1.5	0.4
Avg. Stride Freq. [Hz]	2.4	2.5	2.4	2.3	2.2
Avg. Stride Length [m]	6.0	7.6	7.4	7.2	6.9



- [ ] Ranking at each section and finish
- .-.- No data available at this section
- NA No data available