



# Toowoomba QLD Professional

## Race 5: Newlands Group Maiden Handicap - 1100m

21 October 2023 - 20:02



Track Rating: Good 3, Weather: Fine, Rail Position: +4m Entire

Section		Field Times											Last 600m					
		Overall	1000m	800m	600m	400m	200m						0:35.26					
		1:06.95 (0:08.68)	0:58.27 (0:11.41)	0:46.86 (0:11.60)	0:35.26 (0:11.75)	0:23.51 (0:11.60)	0:11.91 (0:11.91)											
Rank	TAB	Horse/Jockey	Barrier	Top Speed [km/h]	Fastest Section												Margin	Distance Travelled [m]
1	7	<b>PHARAONIC</b> Anthony Allen	5	64.2	0:08.76	1:06.95 [1] (0:08.76)	0:58.19 [3] (0:11.33)	0:46.86 [1] (0:11.60)	0:35.26 [1] (0:11.75)	0:23.51 [1] (0:11.60)	0:11.91 [1] (0:11.91)	1:06.95	0:35.26					
2	4	<b>FREAKSHAKE</b> Michael Murphy	8	63.3	0:08.76	1:07.28 [2] (0:08.76)	0:58.52 [4] (0:11.62)	0:46.90 [3] (0:11.64)	0:35.26 [4] (0:11.64)	0:23.62 [3] (0:11.66)	0:11.96 [2] (0:11.96)	1.8L	0:35.26	+5				
3	9	<b>MISS MOZAMBIQUE</b> Les Tilley	7	63.8	0:08.68	1:07.40 [3] (0:08.68)	0:58.72 [1] (0:11.46)	0:47.26 [2] (0:11.72)	0:35.54 [2] (0:11.67)	0:23.87 [2] (0:11.82)	0:12.05 [3] (0:12.05)	2.3L	0:35.54	+3				
4	2	<b>RUBICKS CHOICE</b> Melea Castle	4	63.5	0:08.95	1:07.77 [4] (0:08.95)	0:58.82 [5] (0:11.44)	0:47.38 [4] (0:11.56)	0:35.82 [3] (0:11.80)	0:24.02 [4] (0:11.81)	0:12.21 [4] (0:12.21)	4.3L	0:35.82	-1				
5	3	<b>VULTURE STREET</b> Tahlia Fenlon	9	62.9	0:08.73	1:07.79 [5] (0:08.73)	0:59.06 [2] (0:11.74)	0:47.32 [5] (0:11.71)	0:35.61 [5] (0:11.74)	0:23.87 [5] (0:11.75)	0:12.12 [5] (0:12.12)	4.4L	0:35.61	+7				
6	14	<b>KUROLATION</b> Montanna Savva	15	63.4	0:09.25	1:08.02 [6] (0:09.25)	0:58.77 [8] (0:11.57)	0:47.20 [7] (0:11.61)	0:35.59 [7] (0:11.82)	0:23.77 [7] (0:11.67)	0:12.10 [6] (0:12.10)	5.7L	0:35.59	+3				
7	12	<b>GERALDINE'S WISH</b> Kenji Yoshida	3	64.1	0:09.88	1:08.08 [7] (0:09.88)	0:58.20 [11] (0:11.73)	0:46.47 [11] (0:11.43)	0:35.04 [11] (0:11.60)	0:23.44 [9] (0:11.59)	0:11.85 [8] (0:11.85)	6L	0:35.04	+4				
8	10	<b>XTRASWEET</b> Sariah Champkin	10	63.2	0:09.08	1:08.14 [8] (0:09.08)	0:59.06 [6] (0:11.73)	0:47.33 [6] (0:11.52)	0:35.81 [6] (0:11.76)	0:24.05 [6] (0:11.83)	0:12.22 [7] (0:12.22)	6.2L	0:35.81	-2				
9	11	<b>DOONA</b> Olivia Webb	1	63.1	0:09.29	1:08.93 [9] (0:09.29)	0:59.64 [9] (0:11.76)	0:47.88 [8] (0:11.57)	0:36.31 [8] (0:11.88)	0:24.43 [8] (0:12.08)	0:12.35 [9] (0:12.35)	10.7L	0:36.31	+1				
10	13	<b>THEYCALLMEKEITH</b> Alisha Donald	11	63.7	0:09.17	1:08.95 [10] (0:09.17)	0:59.78 [7] (0:12.00)	0:47.78 [9] (0:11.65)	0:36.13 [9] (0:11.95)	0:24.18 [10] (0:11.93)	0:12.25 [10] (0:12.25)	10.8L	0:36.13	+8				

Scratched: Roar Hide (#16), Mr Evans (#6), Sizzlelover (#17), With Respect (#15), Canyons (#1), Freeman Fury (#5)

[ ] Ranking at each section and finish  
 -:-:- No data available at this section  
 NA No data available

SCN Saddle cloth number  
 DNF Did not finish  
 DNT Did not track



# Toowoomba QLD Professional

## Race 5: Newlands Group Maiden Handicap - 1100m

21 October 2023 - 20:02



Track Rating: Good 3, Weather: Fine, Rail Position: +4m Entire

Section	Overall	1000m	800m	600m	400m	200m	Last 600m
Field Times	1:06.95 (0:08.68)	0:58.27 (0:11.41)	0:46.86 (0:11.60)	0:35.26 (0:11.75)	0:23.51 (0:11.60)	0:11.91 (0:11.91)	0:35.26

Rank	TAB	Horse/Jockey	Barrier	Top Speed [km/h]	Fastest Section	Margin	Distance Travelled [m]
11	8	VIKING KINGDOM Karl Zechner	6	62.2 800m	0:09.40 Overall (0:09.40)	12.1L	+0
					1:09.20 [11] (0:11.90)	0:59.80 [10] (0:11.72)	0:47.90 [10] (0:11.93)
					0:36.18 [10] (0:12.06)	0:24.25 [11] (0:12.19)	0:12.19 [11] (0:12.19)

Scratched: Roar Hide (#16), Mr Evans (#6), Sizzlelover (#17), With Respect (#15), Canyons (#1), Freeman Fury (#5)



Horse/Jockey Name	Pharaonic
Final Rank	1
Fastest Section Time (Section)	0:08.76 (Overall)
Top Speed [km/h] (Section)	64.2 (1000m)
Race State	Finished



### Toowoomba QLD Professional

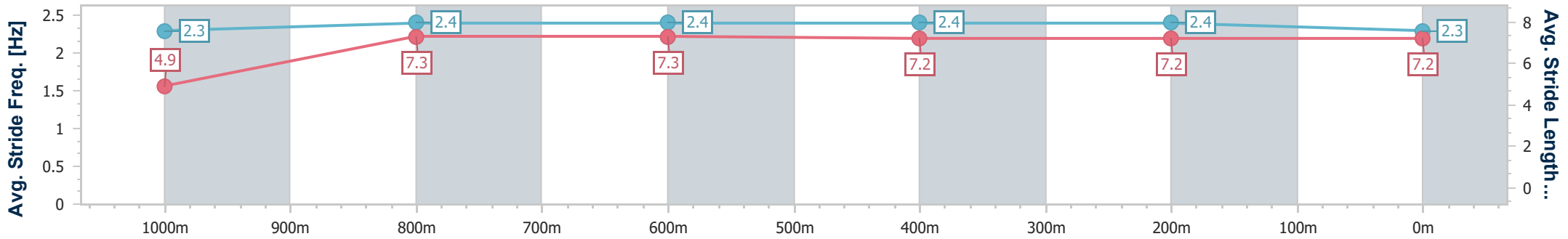
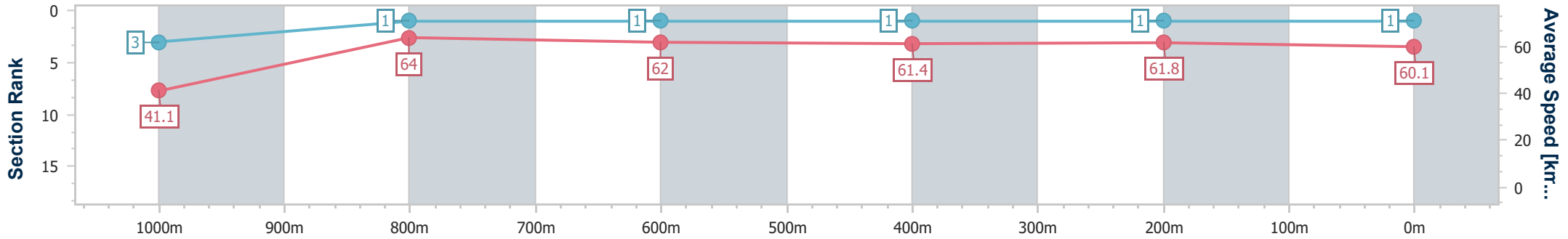
Race 5: Newlands Group Maiden Handicap - 1100m

21 October 2023 - 20:02



Track Rating: Good 3, Weather: Fine, Rail Position: +4m Entire

Section	Overall	1000m	800m	600m	400m	200m
Section Times	1:06.95 [1] (0:08.76)	0:58.19 [3] (0:11.33)	0:46.86 [1] (0:11.60)	0:35.26 [1] (0:11.75)	0:23.51 [1] (0:11.60)	0:11.91 [1] (0:11.91)
Average Speed [km/h]	41.1	64.0	62.0	61.4	61.8	60.1
Top Speed [km/h]	42.3	64.2	64.1	62.9	62.6	62.6
Avg. Dist. to Rail [m]	3.8	0.4	0.4	0.3	1.6	1.7
Avg. Stride Freq. [Hz]	2.3	2.4	2.4	2.4	2.4	2.3
Avg. Stride Length [m]	4.9	7.3	7.3	7.2	7.2	7.2



- [ ] Ranking at each section and finish
- .-.- No data available at this section
- NA No data available



Horse/Jockey Name	Freakshake
Final Rank	2
Fastest Section Time (Section)	0:08.76 (Overall)
Top Speed [km/h] (Section)	63.3 (400m)
Race State	Finished



### Toowoomba QLD Professional

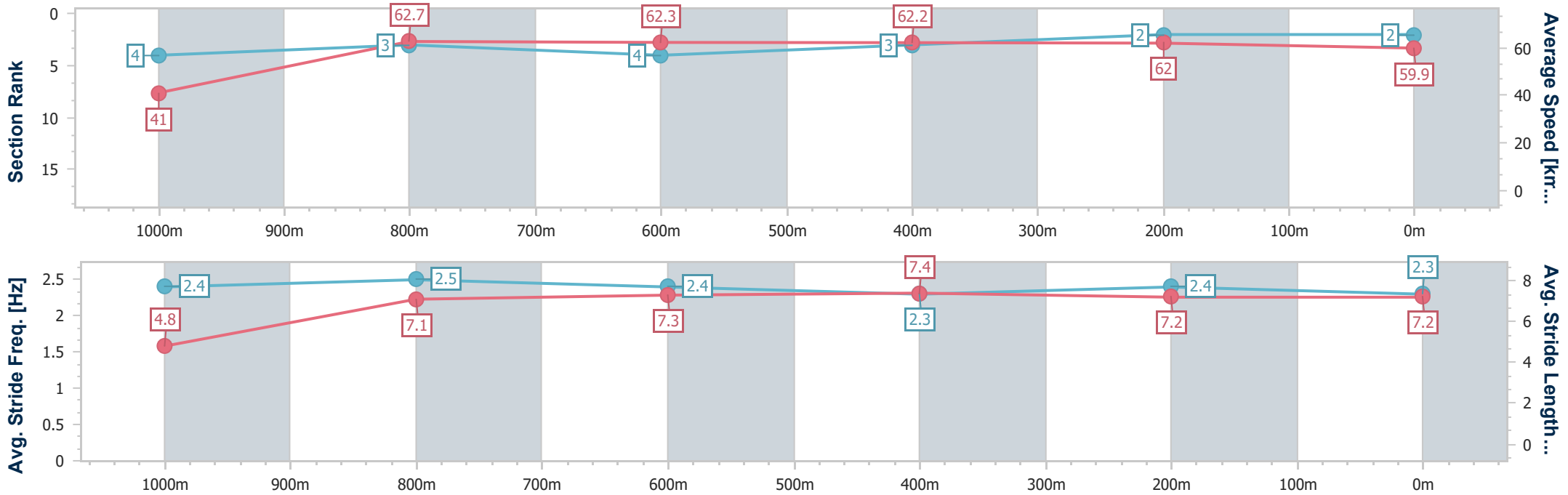
Race 5: Newlands Group Maiden Handicap - 1100m

21 October 2023 - 20:02



Track Rating: Good 3, Weather: Fine, Rail Position: +4m Entire

Section	Overall	1000m	800m	600m	400m	200m
Section Times	1:07.28 [2] (0:08.76)	0:58.52 [4] (0:11.62)	0:46.90 [3] (0:11.64)	0:35.26 [4] (0:11.64)	0:23.62 [3] (0:11.66)	0:11.96 [2] (0:11.96)
Average Speed [km/h]	41.0	62.7	62.3	62.2	62.0	59.9
Top Speed [km/h]	41.9	63.3	63.2	62.8	63.3	62.9
Avg. Dist. to Rail [m]	5.4	1.9	1.3	0.7	1.4	0.8
Avg. Stride Freq. [Hz]	2.4	2.5	2.4	2.3	2.4	2.3
Avg. Stride Length [m]	4.8	7.1	7.3	7.4	7.2	7.2



- [ ] Ranking at each section and finish
- .-.- No data available at this section
- NA No data available



Horse/Jockey Name	Miss Mozambique
Final Rank	3
Fastest Section Time (Section)	0:08.68 (Overall)
Top Speed [km/h] (Section)	63.8 (800m)
Race State	Finished



### Toowoomba QLD Professional

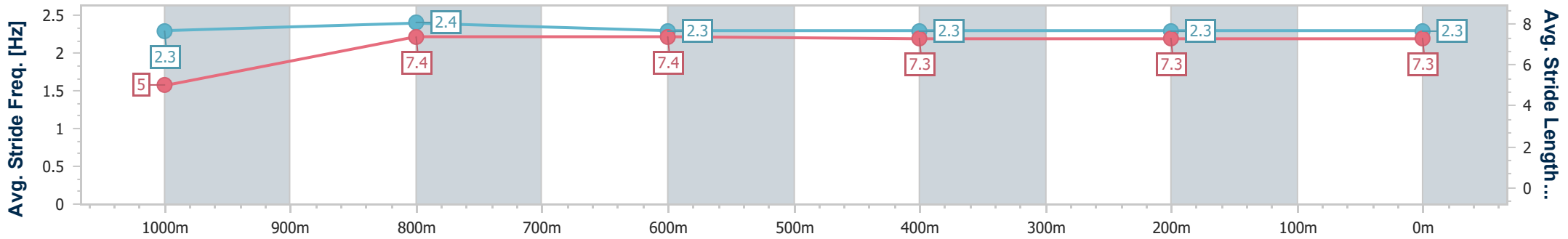
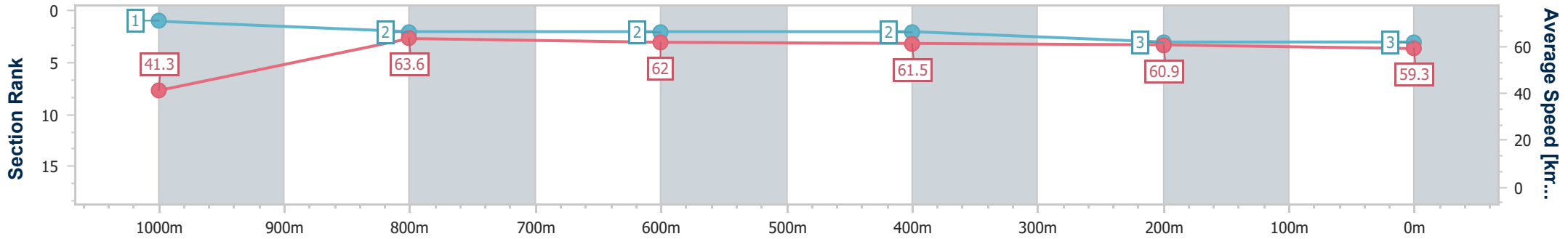
Race 5: Newlands Group Maiden Handicap - 1100m

21 October 2023 - 20:02



Track Rating: Good 3, Weather: Fine, Rail Position: +4m Entire

Section	Overall	1000m	800m	600m	400m	200m
Section Times	1:07.40 [3] (0:08.68)	0:58.72 [1] (0:11.46)	0:47.26 [2] (0:11.72)	0:35.54 [2] (0:11.67)	0:23.87 [2] (0:11.82)	0:12.05 [3] (0:12.05)
Average Speed [km/h]	41.3	63.6	62.0	61.5	60.9	59.3
Top Speed [km/h]	42.0	63.8	63.8	62.7	62.2	61.4
Avg. Dist. to Rail [m]	4.7	1.1	1.1	0.3	1.1	1.4
Avg. Stride Freq. [Hz]	2.3	2.4	2.3	2.3	2.3	2.3
Avg. Stride Length [m]	5.0	7.4	7.4	7.3	7.3	7.3



- [ ] Ranking at each section and finish
- .-.-.- No data available at this section
- NA No data available



Horse/Jockey Name	Rubicks Choice
Final Rank	4
Fastest Section Time (Section)	0:08.95 (Overall)
Top Speed [km/h] (Section)	63.5 (1000m)
Race State	Finished



### Toowoomba QLD Professional

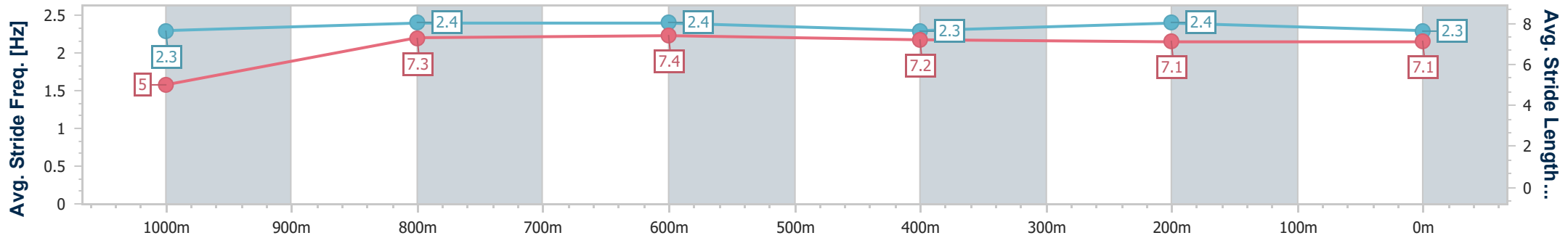
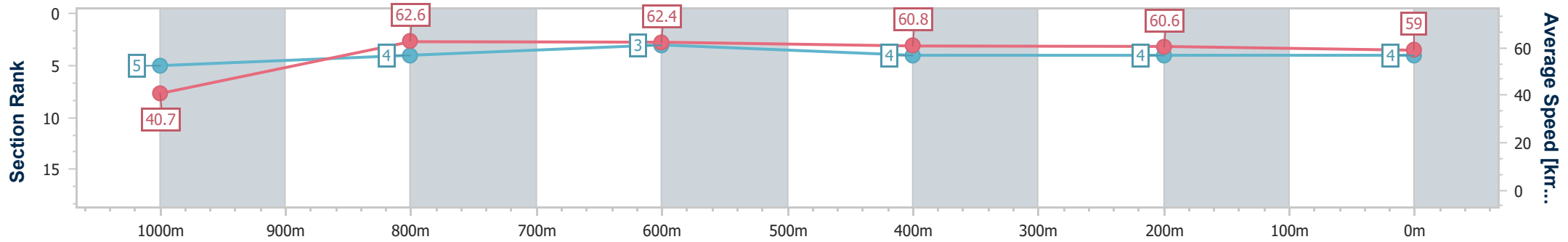
Race 5: Newlands Group Maiden Handicap - 1100m

21 October 2023 - 20:02



Track Rating: Good 3, Weather: Fine, Rail Position: +4m Entire

Section	Overall	1000m	800m	600m	400m	200m
Section Times	1:07.77 [4] (0:08.95)	0:58.82 [5] (0:11.44)	0:47.38 [4] (0:11.56)	0:35.82 [3] (0:11.80)	0:24.02 [4] (0:11.81)	0:12.21 [4] (0:12.21)
Average Speed [km/h]	40.7	62.6	62.4	60.8	60.6	59.0
Top Speed [km/h]	42.0	63.5	63.4	62.6	61.4	61.3
Avg. Dist. to Rail [m]	2.4	0.6	0.6	0.7	1.9	2.0
Avg. Stride Freq. [Hz]	2.3	2.4	2.4	2.3	2.4	2.3
Avg. Stride Length [m]	5.0	7.3	7.4	7.2	7.1	7.1



- [ ] Ranking at each section and finish
- .-.- No data available at this section
- NA No data available



Horse/Jockey Name	Vulture Street
Final Rank	5
Fastest Section Time (Section)	0:08.73 (Overall)
Top Speed [km/h] (Section)	62.9 (400m)
Race State	Finished



### Toowoomba QLD Professional

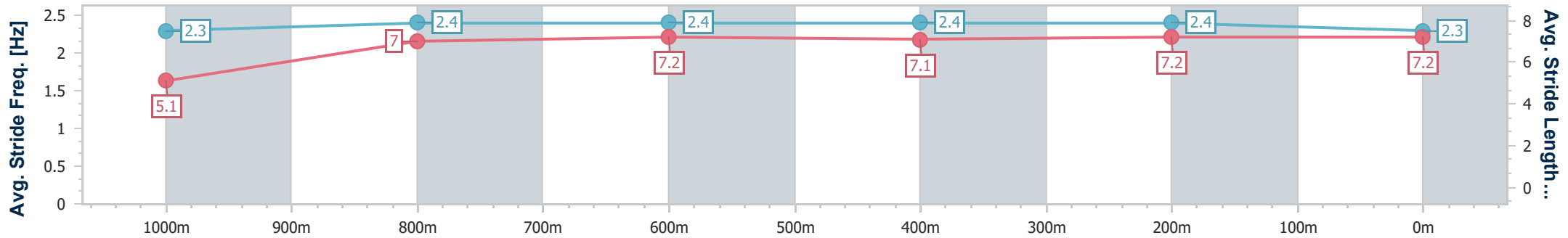
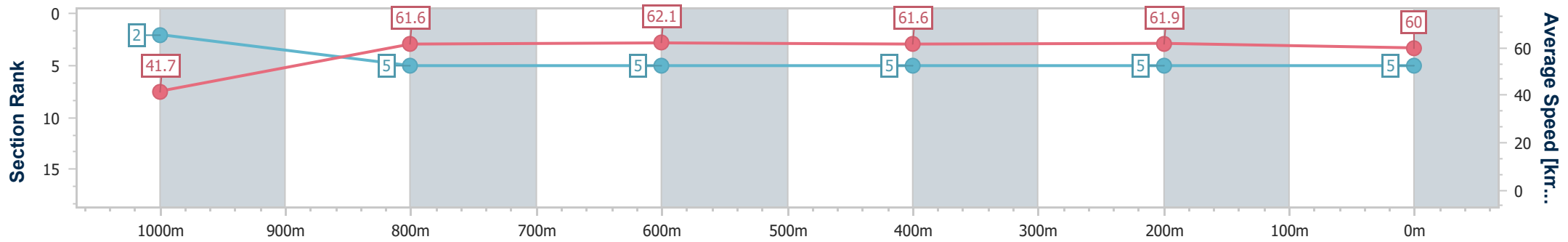
Race 5: Newlands Group Maiden Handicap - 1100m

21 October 2023 - 20:02



Track Rating: Good 3, Weather: Fine, Rail Position: +4m Entire

Section	Overall	1000m	800m	600m	400m	200m
Section Times	1:07.79 [5] (0:08.73)	0:59.06 [2] (0:11.74)	0:47.32 [5] (0:11.71)	0:35.61 [5] (0:11.74)	0:23.87 [5] (0:11.75)	0:12.12 [5] (0:12.12)
Average Speed [km/h]	41.7	61.6	62.1	61.6	61.9	60.0
Top Speed [km/h]	41.8	62.6	62.8	62.7	62.9	62.5
Avg. Dist. to Rail [m]	7.5	2.5	1.6	1.2	1.6	1.6
Avg. Stride Freq. [Hz]	2.3	2.4	2.4	2.4	2.4	2.3
Avg. Stride Length [m]	5.1	7.0	7.2	7.1	7.2	7.2



- [ ] Ranking at each section and finish
- .-.- No data available at this section
- NA No data available



Horse/Jockey Name	Kurolation
Final Rank	6
Fastest Section Time (Section)	0:09.25 (Overall)
Top Speed [km/h] (Section)	63.4 (800m)
Race State	Finished



### Toowoomba QLD Professional

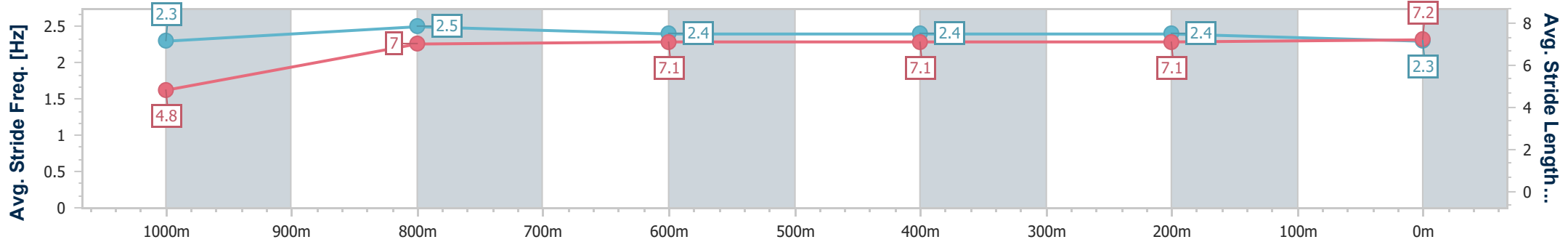
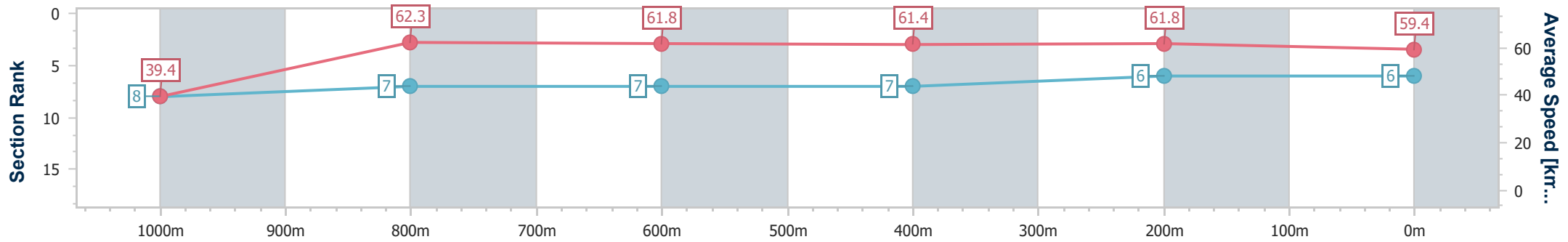
Race 5: Newlands Group Maiden Handicap - 1100m

21 October 2023 - 20:02



Track Rating: Good 3, Weather: Fine, Rail Position: +4m Entire

Section	Overall	1000m	800m	600m	400m	200m
Section Times	1:08.02 [6] (0:09.25)	0:58.77 [8] (0:11.57)	0:47.20 [7] (0:11.61)	0:35.59 [7] (0:11.82)	0:23.77 [7] (0:11.67)	0:12.10 [6] (0:12.10)
Average Speed [km/h]	39.4	62.3	61.8	61.4	61.8	59.4
Top Speed [km/h]	40.5	63.3	63.4	62.6	62.7	62.7
Avg. Dist. to Rail [m]	9.2	1.8	0.7	0.7	1.1	0.6
Avg. Stride Freq. [Hz]	2.3	2.5	2.4	2.4	2.4	2.3
Avg. Stride Length [m]	4.8	7.0	7.1	7.1	7.1	7.2



- [ ] Ranking at each section and finish
- .-.-.- No data available at this section
- NA No data available





Horse/Jockey Name	Geraldine's Wish
Final Rank	7
Fastest Section Time (Section)	0:09.88 (Overall)
Top Speed [km/h] (Section)	64.1 (600m)
Race State	Finished



### Toowoomba QLD Professional

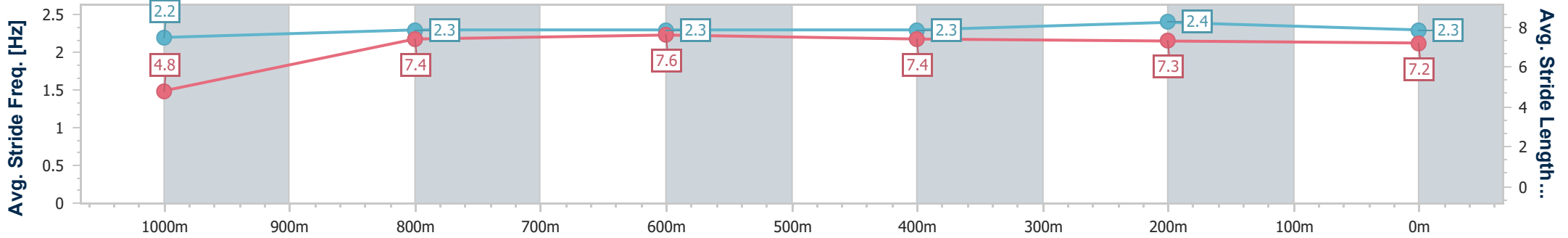
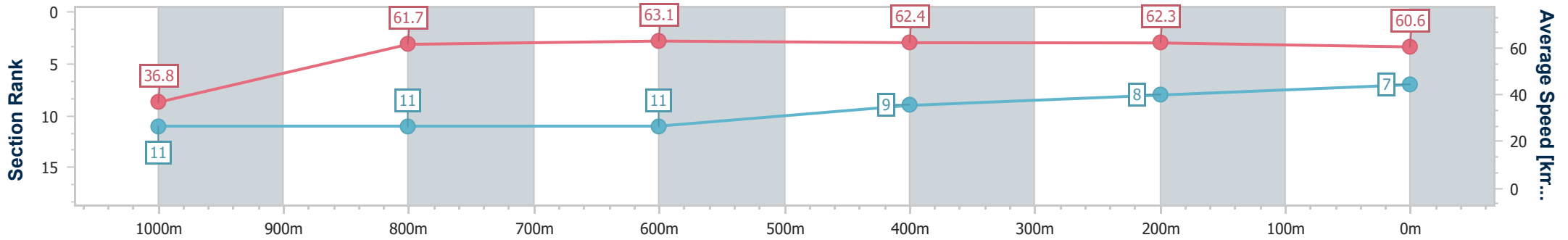
Race 5: Newlands Group Maiden Handicap - 1100m

21 October 2023 - 20:02



Track Rating: Good 3, Weather: Fine, Rail Position: +4m Entire

Section	Overall	1000m	800m	600m	400m	200m
Section Times	1:08.08 [7] (0:09.88)	0:58.20 [11] (0:11.73)	0:46.47 [11] (0:11.43)	0:35.04 [11] (0:11.60)	0:23.44 [9] (0:11.59)	0:11.85 [8] (0:11.85)
Average Speed [km/h]	36.8	61.7	63.1	62.4	62.3	60.6
Top Speed [km/h]	39.4	62.3	63.7	64.1	63.5	63.3
Avg. Dist. to Rail [m]	3.4	1.0	0.4	0.9	1.8	2.3
Avg. Stride Freq. [Hz]	2.2	2.3	2.3	2.3	2.4	2.3
Avg. Stride Length [m]	4.8	7.4	7.6	7.4	7.3	7.2



- [ ] Ranking at each section and finish
- .-.- No data available at this section
- NA No data available



Horse/Jockey Name	Xtrasweet
Final Rank	8
Fastest Section Time (Section)	0:09.08 (Overall)
Top Speed [km/h] (Section)	63.2 (800m)
Race State	Finished



### Toowoomba QLD Professional

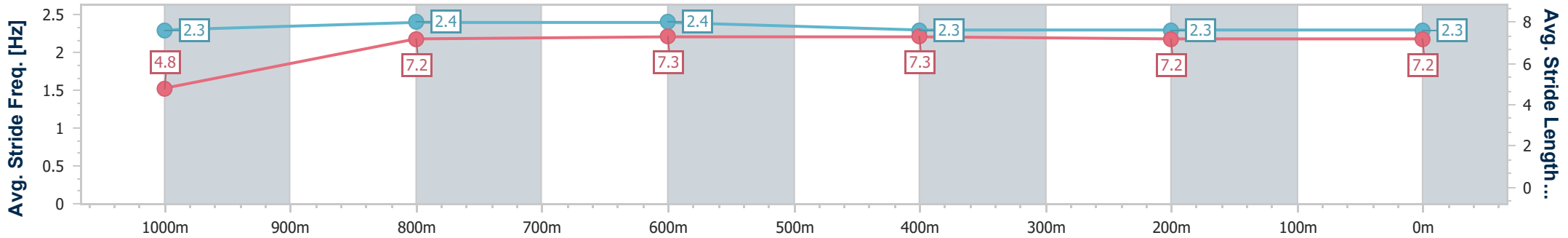
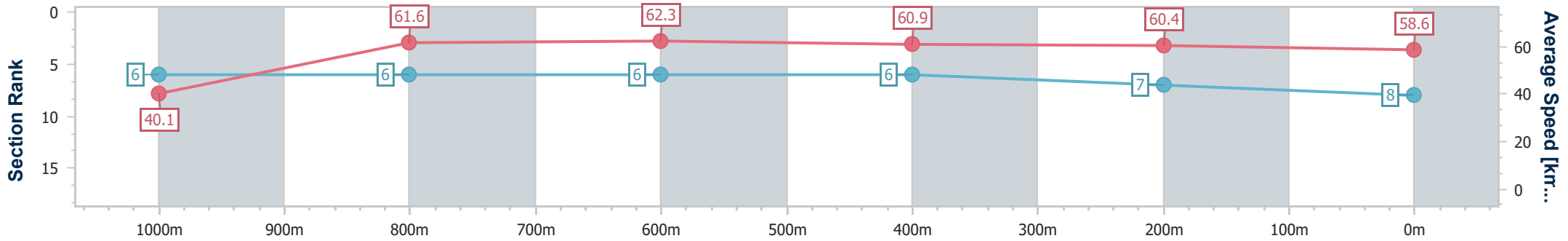
Race 5: Newlands Group Maiden Handicap - 1100m

21 October 2023 - 20:02



Track Rating: Good 3, Weather: Fine, Rail Position: +4m Entire

Section	Overall	1000m	800m	600m	400m	200m
Section Times	1:08.14 [8] (0:09.08)	0:59.06 [6] (0:11.73)	0:47.33 [6] (0:11.52)	0:35.81 [6] (0:11.76)	0:24.05 [6] (0:11.83)	0:12.22 [7] (0:12.22)
Average Speed [km/h]	40.1	61.6	62.3	60.9	60.4	58.6
Top Speed [km/h]	41.2	62.4	63.2	62.9	61.1	61.1
Avg. Dist. to Rail [m]	8.8	1.2	0.9	1.6	2.1	2.5
Avg. Stride Freq. [Hz]	2.3	2.4	2.4	2.3	2.3	2.3
Avg. Stride Length [m]	4.8	7.2	7.3	7.3	7.2	7.2



- [ ] Ranking at each section and finish
- .-.- No data available at this section
- NA No data available



Horse/Jockey Name	Doona
Final Rank	9
Fastest Section Time (Section)	0:09.29 (Overall)
Top Speed [km/h] (Section)	63.1 (800m)
Race State	Finished



### Toowoomba QLD Professional

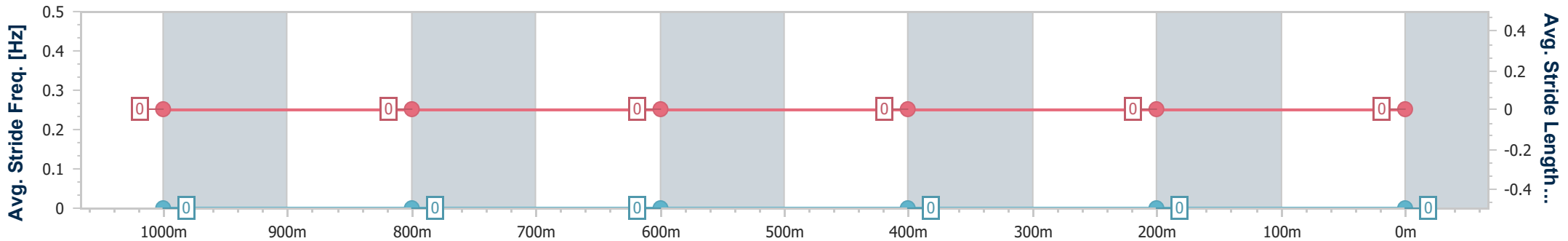
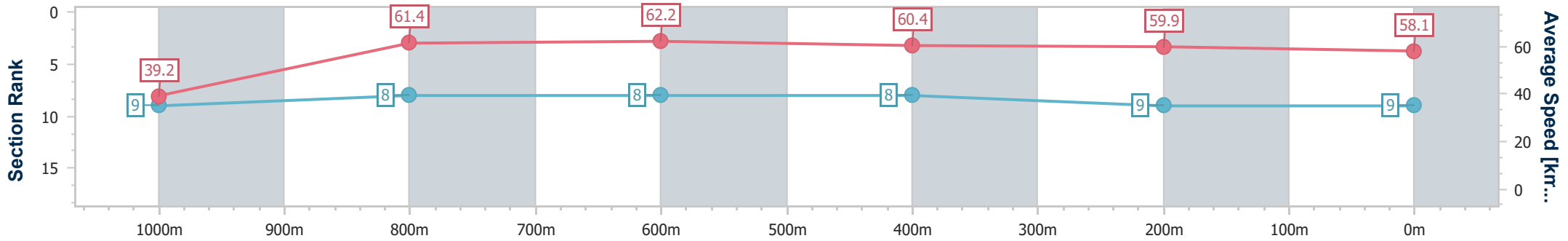
Race 5: Newlands Group Maiden Handicap - 1100m

21 October 2023 - 20:02



Track Rating: Good 3, Weather: Fine, Rail Position: +4m Entire

Section	Overall	1000m	800m	600m	400m	200m
Section Times	1:08.93 [9] (0:09.29)	0:59.64 [9] (0:11.76)	0:47.88 [8] (0:11.57)	0:36.31 [8] (0:11.88)	0:24.43 [8] (0:12.08)	0:12.35 [9] (0:12.35)
Average Speed [km/h]	39.2	61.4	62.2	60.4	59.9	58.1
Top Speed [km/h]	40.0	61.9	63.1	63.0	60.8	60.8
Avg. Dist. to Rail [m]	1.7	0.5	0.6	1.1	1.8	0.5
Avg. Stride Freq. [Hz]	--	--	--	--	--	--
Avg. Stride Length [m]	--	--	--	--	--	--



- [ ] Ranking at each section and finish
- No data available at this section
- NA No data available



Horse/Jockey Name	Theycallmekeith
Final Rank	10
Fastest Section Time (Section)	0:09.17 (Overall)
Top Speed [km/h] (Section)	63.7 (800m)
Race State	Finished



### Toowoomba QLD Professional

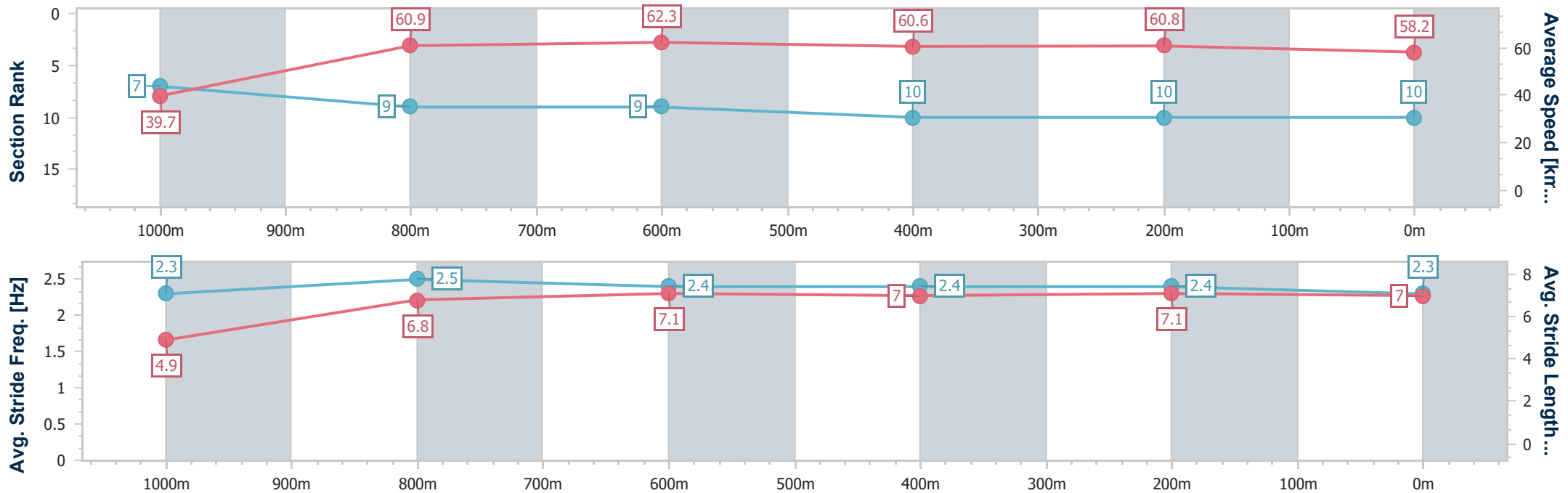
Race 5: Newlands Group Maiden Handicap - 1100m

21 October 2023 - 20:02



Track Rating: Good 3, Weather: Fine, Rail Position: +4m Entire

Section	Overall	1000m	800m	600m	400m	200m
Section Times	1:08.95 [10] (0:09.17)	0:59.78 [7] (0:12.00)	0:47.78 [9] (0:11.65)	0:36.13 [9] (0:11.95)	0:24.18 [10] (0:11.93)	0:12.25 [10] (0:12.25)
Average Speed [km/h]	39.7	60.9	62.3	60.6	60.8	58.2
Top Speed [km/h]	40.7	61.6	63.7	63.0	61.3	61.0
Avg. Dist. to Rail [m]	10.0	3.5	2.0	1.4	0.7	0.5
Avg. Stride Freq. [Hz]	2.3	2.5	2.4	2.4	2.4	2.3
Avg. Stride Length [m]	4.9	6.8	7.1	7.0	7.1	7.0



- [ ] Ranking at each section and finish
- .-.-.- No data available at this section
- NA No data available



Horse/Jockey Name	Viking Kingdom
Final Rank	11
Fastest Section Time (Section)	0:09.40 (Overall)
Top Speed [km/h] (Section)	62.2 (800m)
Race State	Finished



### Toowoomba QLD Professional

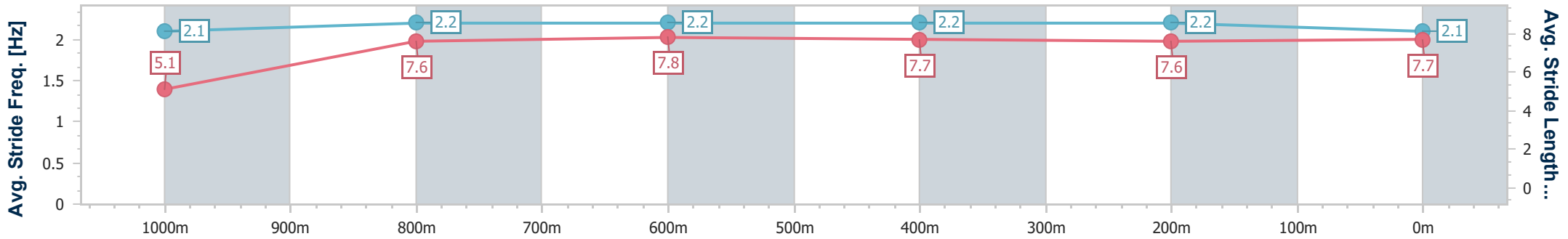
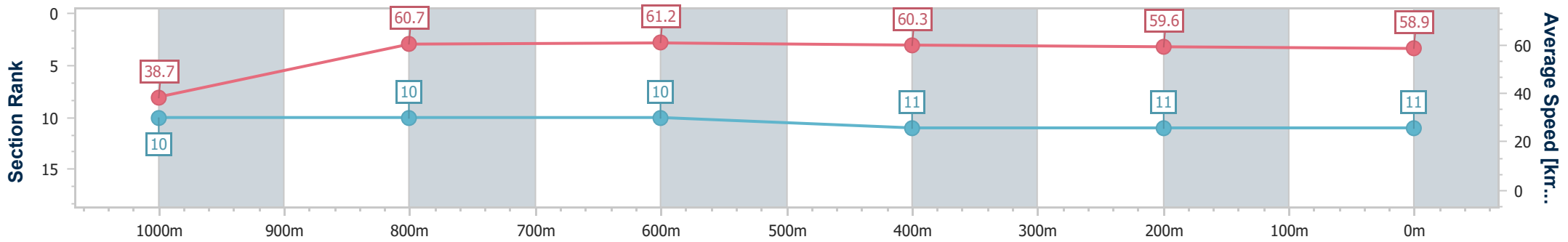
Race 5: Newlands Group Maiden Handicap - 1100m

21 October 2023 - 20:02



Track Rating: Good 3, Weather: Fine, Rail Position: +4m Entire

Section	Overall	1000m	800m	600m	400m	200m
Section Times	1:09.20 [11] (0:09.40)	0:59.80 [10] (0:11.90)	0:47.90 [10] (0:11.72)	0:36.18 [10] (0:11.93)	0:24.25 [11] (0:12.06)	0:12.19 [11] (0:12.19)
Average Speed [km/h]	38.7	60.7	61.2	60.3	59.6	58.9
Top Speed [km/h]	40.1	61.2	62.2	61.9	60.6	60.5
Avg. Dist. to Rail [m]	4.6	0.9	0.9	1.1	0.2	0.6
Avg. Stride Freq. [Hz]	2.1	2.2	2.2	2.2	2.2	2.1
Avg. Stride Length [m]	5.1	7.6	7.8	7.7	7.6	7.7



- [ ] Ranking at each section and finish
- .-.- No data available at this section
- NA No data available