



**Toowoomba QLD Professional**  
**Race 2: Harvey Norman Toowoomba Electrical BENCHMARK 70**  
**Handicap - 1050m**  
**21 October 2023 - 18:14**



Track Rating: Good 4, Weather: Fine, Rail Position: +4m Entire

Section		Overall	1000m	800m	600m	400m	200m	Last 600m					
Field Times		1:01.88 (0:05.09)	0:56.79 (0:11.15)	0:45.64 (0:11.24)	0:34.40 (0:11.25)	0:23.15 (0:11.23)	0:11.92 (0:11.92)	0:34.40					
Rank	TAB Horse/Jockey	Barrier	Top Speed [km/h]	Fastest Section								Margin	Distance Travelled [m]
1	11 <b>KWAMI</b> Tahlia Fenlon	6	67.1 800m	0:05.26 Overall	1:01.88 [1] (0:05.26)	0:56.62 [5] (0:11.10)	0:45.52 [2] (0:11.16)	0:34.36 [2] (0:11.21)	0:23.15 [1] (0:11.27)	0:11.88 [2] (0:11.88)	1:01.88	0:34.36	
2	6 <b>AL PAL'S GAL</b> Olivia Webb	2	66.7 800m	0:05.21 Overall	1:01.99 [2] (0:05.21)	0:56.78 [3] (0:11.03)	0:45.75 [1] (0:11.24)	0:34.51 [1] (0:11.35)	0:23.16 [2] (0:11.13)	0:12.03 [1] (0:12.03)	0.5L	0:34.51	-2
3	4 <b>HIDDEN EYES</b> Les Tilley	1	65.2 800m	0:05.10 Overall	1:02.12 [3] (0:05.10)	0:57.02 [2] (0:11.60)	0:45.42 [5] (0:11.24)	0:34.18 [6] (0:11.38)	0:22.80 [5] (0:11.15)	0:11.65 [4] (0:11.65)	1.3L	0:34.18	+0
4	2 <b>SPINNING SPIRIT</b> Sariah Champkin	4	65.5 800m	0:05.09 Overall	1:02.20 [4] (0:05.09)	0:57.11 [1] (0:11.28)	0:45.83 [3] (0:11.32)	0:34.51 [3] (0:11.39)	0:23.12 [3] (0:11.25)	0:11.87 [3] (0:11.87)	1.7L	0:34.51	+2
5	8 <b>HAMILTON HILL</b> Alisha Donald	8	67.1 800m	0:05.24 Overall	1:02.84 [5] (0:05.24)	0:57.60 [4] (0:11.45)	0:46.15 [4] (0:11.13)	0:35.02 [4] (0:11.45)	0:23.57 [4] (0:11.38)	0:12.19 [5] (0:12.19)	5.5L	0:35.02	+6
6	7 <b>DOCTOR TEEKAY</b> Anthony Allen	5	65.9 800m	0:05.52 Overall	1:03.41 [6] (0:05.52)	0:57.89 [6] (0:11.28)	0:46.61 [6] (0:11.12)	0:35.49 [5] (0:11.45)	0:24.04 [6] (0:11.77)	0:12.27 [6] (0:12.27)	8.8L	0:35.49	+1

Scratched: Glamour And Glory (#3), King Of The Desert (#9), Wanda Rox (#5), Cabrinella (#10), Turboart (#1)

[ ] Ranking at each section and finish  
 -:-:- No data available at this section  
 NA No data available

SCN Saddle cloth number  
 DNF Did not finish  
 DNT Did not track



Horse/Jockey Name	Kwami
Final Rank	1
Fastest Section Time (Section)	0:05.26 (Overall)
Top Speed [km/h] (Section)	67.1 (800m)
Race State	Finished



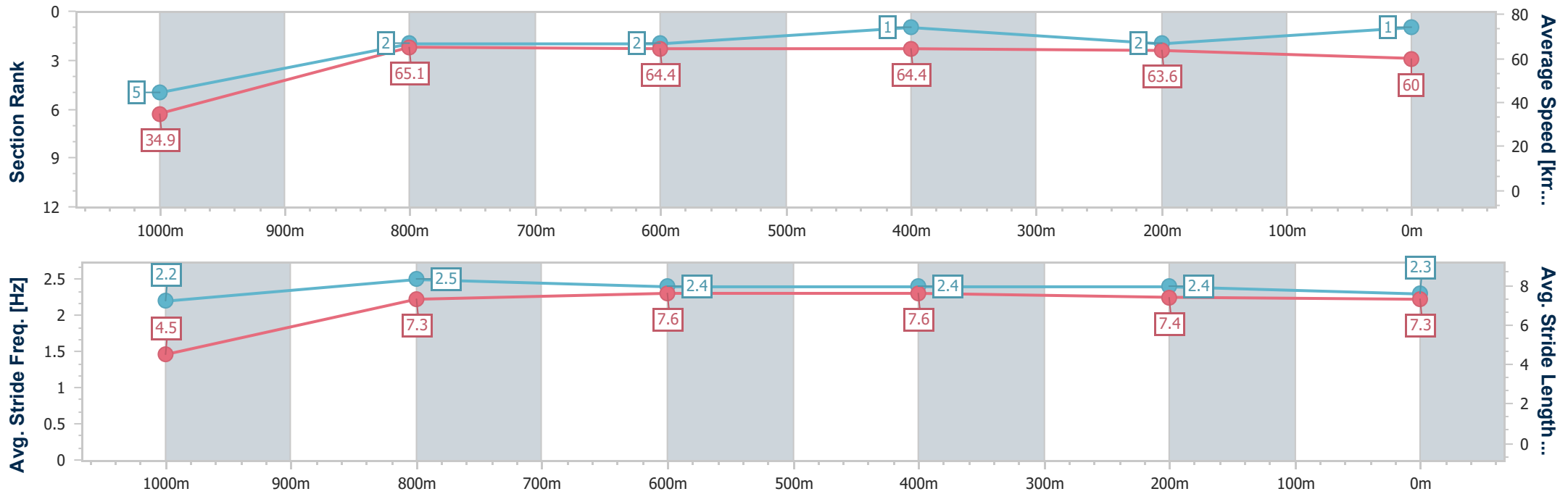
Toowoomba QLD Professional  
 Race 2: Harvey Norman Toowoomba Electrical BENCHMARK  
 70 Handicap - 1050m



21 October 2023 - 18:14

Track Rating: Good 4, Weather: Fine, Rail Position: +4m Entire

Section	Overall	1000m	800m	600m	400m	200m
Section Times	1:01.88 [1] (0:05.26)	0:56.62 [5] (0:11.10)	0:45.52 [2] (0:11.16)	0:34.36 [2] (0:11.21)	0:23.15 [1] (0:11.27)	0:11.88 [2] (0:11.88)
Average Speed [km/h]	34.9	65.1	64.4	64.4	63.6	60.0
Top Speed [km/h]	35.1	66.5	67.1	65.0	64.9	64.2
Avg. Dist. to Rail [m]	4.0	2.6	0.4	0.4	0.8	0.7
Avg. Stride Freq. [Hz]	2.2	2.5	2.4	2.4	2.4	2.3
Avg. Stride Length [m]	4.5	7.3	7.6	7.6	7.4	7.3



- [ ] Ranking at each section and finish
- .-.- No data available at this section
- NA No data available



Horse/Jockey Name	Al Pal's Gal
Final Rank	2
Fastest Section Time (Section)	0:05.21 (Overall)
Top Speed [km/h] (Section)	66.7 (800m)
Race State	Finished



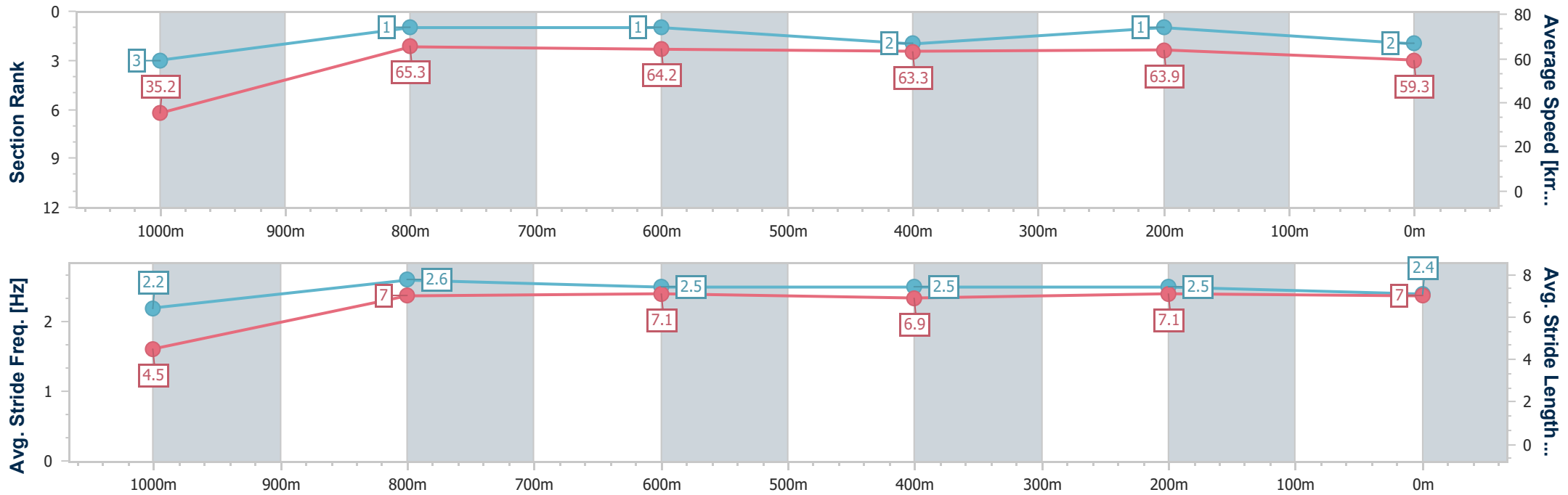
Toowoomba QLD Professional  
 Race 2: Harvey Norman Toowoomba Electrical BENCHMARK  
 70 Handicap - 1050m



21 October 2023 - 18:14

Track Rating: Good 4, Weather: Fine, Rail Position: +4m Entire

Section	Overall	1000m	800m	600m	400m	200m
Section Times	1:01.99 [2] (0:05.21)	0:56.78 [3] (0:11.03)	0:45.75 [1] (0:11.24)	0:34.51 [1] (0:11.35)	0:23.16 [2] (0:11.13)	0:12.03 [1] (0:12.03)
Average Speed [km/h]	35.2	65.3	64.2	63.3	63.9	59.3
Top Speed [km/h]	35.4	66.2	66.7	64.6	64.8	64.6
Avg. Dist. to Rail [m]	0.9	1.0	0.3	0.5	3.1	3.8
Avg. Stride Freq. [Hz]	2.2	2.6	2.5	2.5	2.5	2.4
Avg. Stride Length [m]	4.5	7.0	7.1	6.9	7.1	7.0



- [ ] Ranking at each section and finish
- .-.- No data available at this section
- NA No data available



Horse/Jockey Name	Hidden Eyes
Final Rank	3
Fastest Section Time (Section)	0:05.10 (Overall)
Top Speed [km/h] (Section)	65.2 (800m)
Race State	Finished



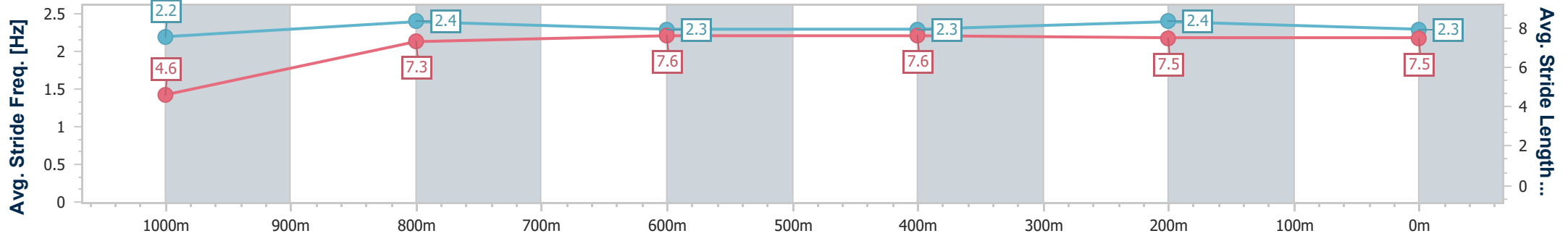
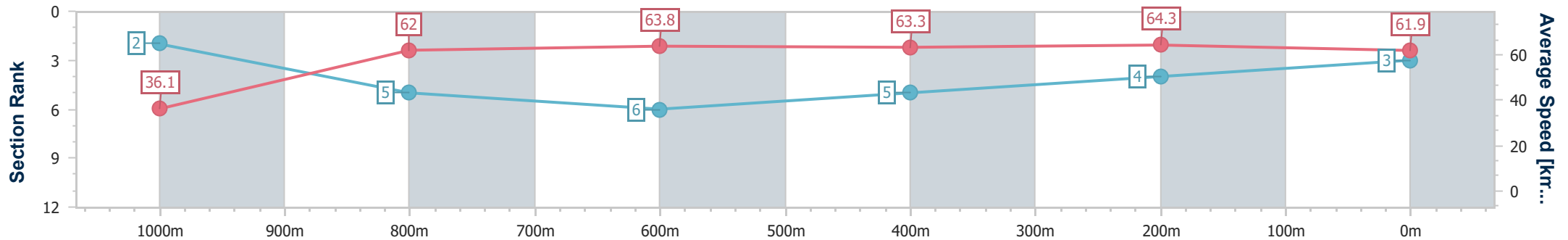
Toowoomba QLD Professional  
 Race 2: Harvey Norman Toowoomba Electrical BENCHMARK  
 70 Handicap - 1050m



21 October 2023 - 18:14

Track Rating: Good 4, Weather: Fine, Rail Position: +4m Entire

Section	Overall	1000m	800m	600m	400m	200m
Section Times	1:02.12 [3] (0:05.10)	0:57.02 [2] (0:11.60)	0:45.42 [5] (0:11.24)	0:34.18 [6] (0:11.38)	0:22.80 [5] (0:11.15)	0:11.65 [4] (0:11.65)
Average Speed [km/h]	36.1	62.0	63.8	63.3	64.3	61.9
Top Speed [km/h]	36.3	63.3	65.2	64.6	65.0	65.0
Avg. Dist. to Rail [m]	1.8	0.7	0.6	0.2	1.1	2.1
Avg. Stride Freq. [Hz]	2.2	2.4	2.3	2.3	2.4	2.3
Avg. Stride Length [m]	4.6	7.3	7.6	7.6	7.5	7.5



- [ ] Ranking at each section and finish
- .-.- No data available at this section
- NA No data available



Horse/Jockey Name	Spinning Spirit
Final Rank	4
Fastest Section Time (Section)	0:05.09 (Overall)
Top Speed [km/h] (Section)	65.5 (800m)
Race State	Finished



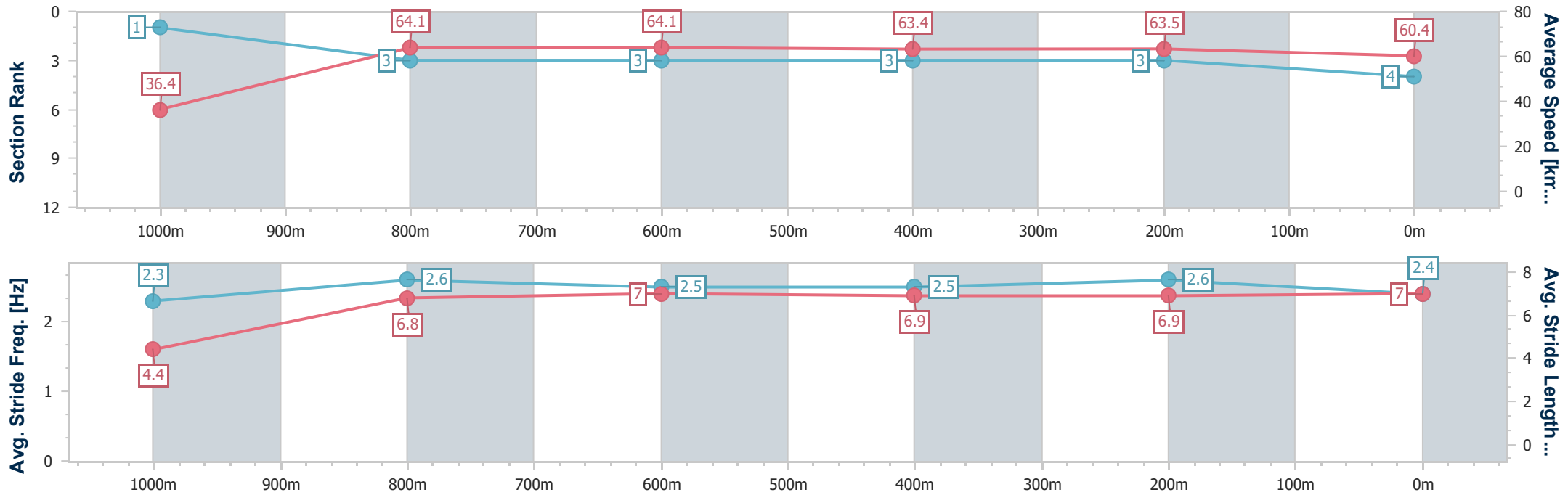
Toowoomba QLD Professional  
 Race 2: Harvey Norman Toowoomba Electrical BENCHMARK  
 70 Handicap - 1050m



21 October 2023 - 18:14

Track Rating: Good 4, Weather: Fine, Rail Position: +4m Entire

Section	Overall	1000m	800m	600m	400m	200m
Section Times	1:02.20 [4] (0:05.09)	0:57.11 [1] (0:11.28)	0:45.83 [3] (0:11.32)	0:34.51 [3] (0:11.39)	0:23.12 [3] (0:11.25)	0:11.87 [3] (0:11.87)
Average Speed [km/h]	36.4	64.1	64.1	63.4	63.5	60.4
Top Speed [km/h]	36.6	65.4	65.5	64.7	64.5	64.3
Avg. Dist. to Rail [m]	1.7	1.5	0.8	0.4	1.1	1.4
Avg. Stride Freq. [Hz]	2.3	2.6	2.5	2.5	2.6	2.4
Avg. Stride Length [m]	4.4	6.8	7.0	6.9	6.9	7.0



- [ ] Ranking at each section and finish
- .-.- No data available at this section
- NA No data available



Horse/Jockey Name	Hamilton Hill
Final Rank	5
Fastest Section Time (Section)	0:05.24 (Overall)
Top Speed [km/h] (Section)	67.1 (800m)
Race State	Finished



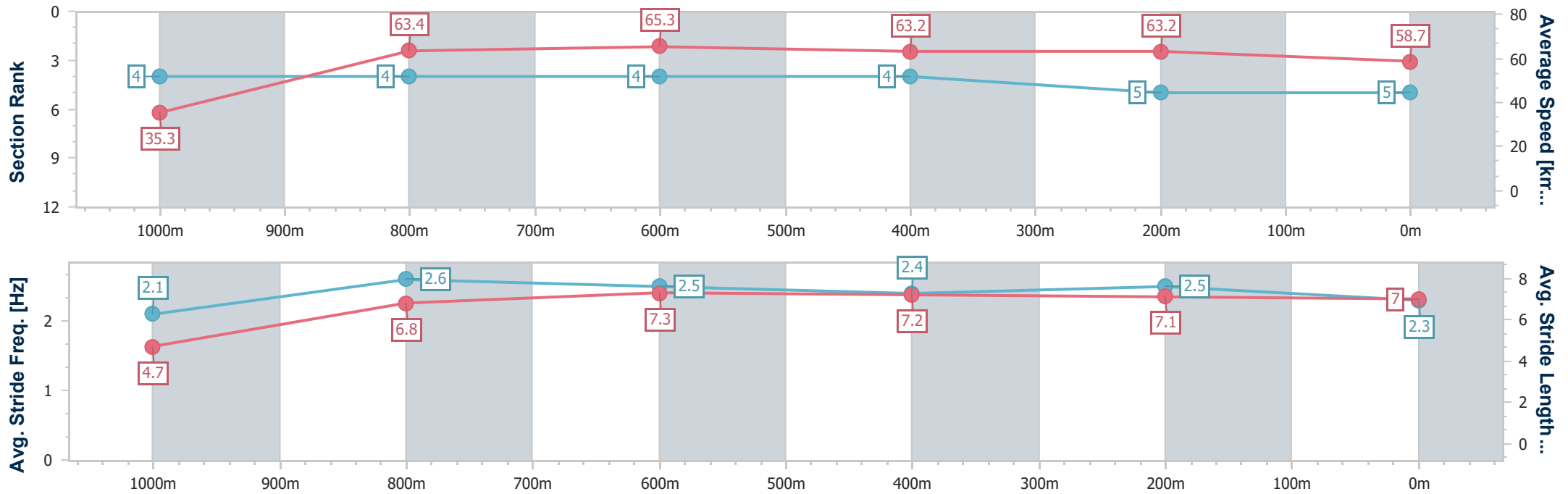
Toowoomba QLD Professional  
 Race 2: Harvey Norman Toowoomba Electrical BENCHMARK  
 70 Handicap - 1050m



21 October 2023 - 18:14

Track Rating: Good 4, Weather: Fine, Rail Position: +4m Entire

Section	Overall	1000m	800m	600m	400m	200m
Section Times	1:02.84 [5] (0:05.24)	0:57.60 [4] (0:11.45)	0:46.15 [4] (0:11.13)	0:35.02 [4] (0:11.45)	0:23.57 [4] (0:11.38)	0:12.19 [5] (0:12.19)
Average Speed [km/h]	35.3	63.4	65.3	63.2	63.2	58.7
Top Speed [km/h]	35.5	65.0	67.1	65.9	64.0	63.9
Avg. Dist. to Rail [m]	4.8	4.6	3.2	0.7	0.6	0.5
Avg. Stride Freq. [Hz]	2.1	2.6	2.5	2.4	2.5	2.3
Avg. Stride Length [m]	4.7	6.8	7.3	7.2	7.1	7.0



- [ ] Ranking at each section and finish
- .-.- No data available at this section
- NA No data available



Horse/Jockey Name	Doctor Teekay
Final Rank	6
Fastest Section Time (Section)	0:05.52 (Overall)
Top Speed [km/h] (Section)	65.9 (800m)
Race State	Finished



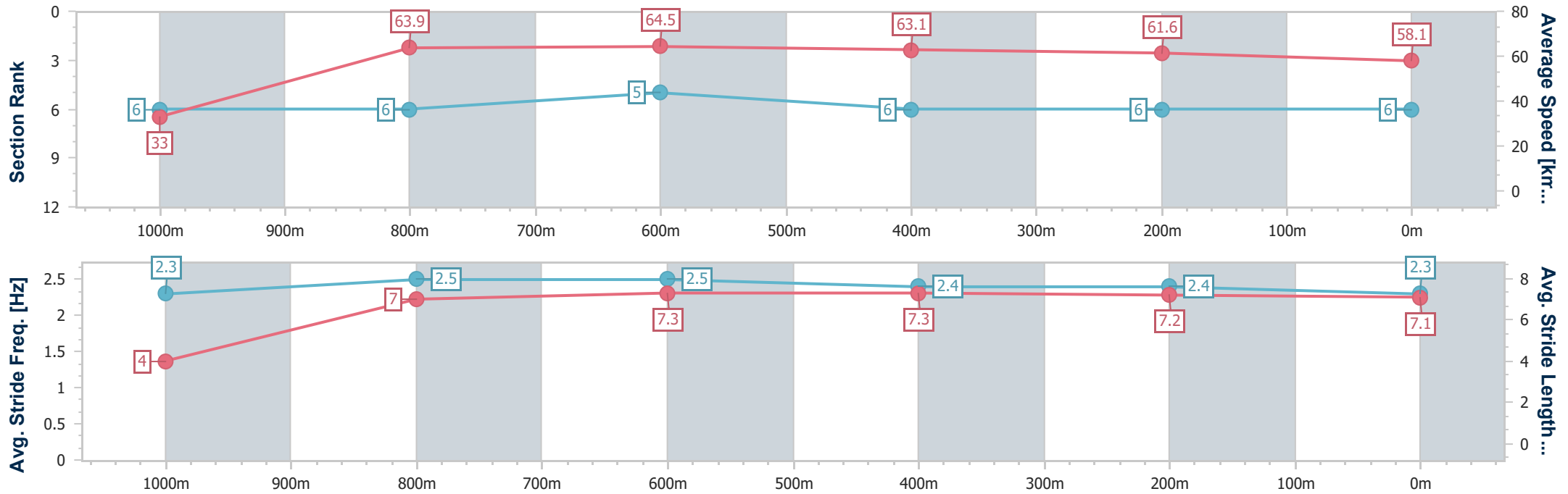
Toowoomba QLD Professional  
Race 2: Harvey Norman Toowoomba Electrical BENCHMARK  
70 Handicap - 1050m



21 October 2023 - 18:14

Track Rating: Good 4, Weather: Fine, Rail Position: +4m Entire

Section	Overall	1000m	800m	600m	400m	200m
Section Times	1:03.41 [6] (0:05.52)	0:57.89 [6] (0:11.28)	0:46.61 [6] (0:11.12)	0:35.49 [5] (0:11.45)	0:24.04 [6] (0:11.77)	0:12.27 [6] (0:12.27)
Average Speed [km/h]	33.0	63.9	64.5	63.1	61.6	58.1
Top Speed [km/h]	33.2	65.3	65.9	65.4	63.7	62.1
Avg. Dist. to Rail [m]	0.9	1.3	0.7	0.6	0.7	0.4
Avg. Stride Freq. [Hz]	2.3	2.5	2.5	2.4	2.4	2.3
Avg. Stride Length [m]	4.0	7.0	7.3	7.3	7.2	7.1



- [ ] Ranking at each section and finish
- .-.- No data available at this section
- NA No data available