



# Eagle Farm QLD Professional

## Race 10: CANADIAN CLUB No Metro Wins Handicap - 1200m

21 October 2023 - 17:21



BRISBANE  
RACING CLUB

Track Rating: Good 4, Weather: Fine, Rail Position: +3m Entire Course

Section												Last 600m		
Field Times												0:34.31		
	Overall	1000m	800m	600m	400m	200m								
	1:10.81 (0:13.55)	0:57.26 (0:11.37)	0:45.89 (0:11.58)	0:34.31 (0:11.39)	0:22.92 (0:11.08)	0:11.84 (0:11.84)								
Rank	TAB	Horse/Jockey	Barrier	Top Speed [km/h]	Fastest Section								Margin	Distance Travelled [m]
1	4	LOST IN TRANSIT Ryan Maloney	11	66.2 1000m	0:11.08 400m	1:10.81 [1] (0:13.63)	0:57.18 [2] (0:11.36)	0:45.82 [2] (0:11.55)	0:34.27 [2] (0:11.35)	0:22.92 [1] (0:11.08)	0:11.84 [1] (0:11.84)	1:10.81	0:34.27	
2	7	STANDING ORDER James Orman	15	66.5 1000m	0:10.99 400m	1:10.97 [2] (0:14.06)	0:56.91 [7] (0:11.16)	0:45.75 [4] (0:11.41)	0:34.34 [4] (0:11.39)	0:22.95 [3] (0:10.99)	0:11.96 [2] (0:11.96)	0.93L	0:34.34	-5
3	5	CASINO LORD Andrew Mallyon	6	65.5 1000m	0:11.14 400m	1:11.04 [3] (0:14.02)	0:57.02 [4] (0:11.30)	0:45.72 [5] (0:11.40)	0:34.32 [5] (0:11.40)	0:22.92 [5] (0:11.14)	0:11.78 [4] (0:11.78)	1.32L	0:34.32	-5
4	11	MY SNOW QUEEN Martin Harley	1	65.5 200m	0:11.13 400m	1:11.09 [4] (0:13.78)	0:57.31 [3] (0:11.32)	0:45.99 [3] (0:11.51)	0:34.48 [3] (0:11.50)	0:22.98 [4] (0:11.13)	0:11.85 [3] (0:11.85)	1.66L	0:34.48	-7
5	16	BANDIT Rikki Jamieson	12	65.4 1000m	0:11.27 400m	1:11.31 [5] (0:14.05)	0:57.26 [6] (0:11.41)	0:45.85 [7] (0:11.43)	0:34.42 [7] (0:11.34)	0:23.08 [6] (0:11.27)	0:11.81 [7] (0:11.81)	2.91L	0:34.42	-1
6	21	PIECE OF TURF Robbie Dolan	8	65.3 400m	0:11.20 400m	1:11.36 [6] (0:14.26)	0:57.10 [9] (0:11.34)	0:45.76 [8] (0:11.46)	0:34.30 [9] (0:11.35)	0:22.95 [9] (0:11.20)	0:11.75 [10] (0:11.75)	3.22L	0:34.30	-4
7	14	JUST SUPER Cejay Graham	18	66.4 1000m	0:11.05 400m	1:11.41 [7] (0:14.46)	0:56.95 [10] (0:11.22)	0:45.73 [9] (0:11.48)	0:34.25 [10] (0:11.40)	0:22.85 [10] (0:11.05)	0:11.80 [9] (0:11.80)	3.54L	0:34.25	-5
8	17	JUBAI PRIDE Damien Thornton	21	66.5 400m	0:11.06 400m	1:11.53 [8] (0:14.26)	0:57.27 [8] (0:11.43)	0:45.84 [10] (0:11.34)	0:34.50 [8] (0:11.27)	0:23.23 [7] (0:11.06)	0:12.17 [6] (0:12.17)	4.25L	0:34.50	+1
9	13	SERIGALA Ben Thompson	10	66.3 1000m	0:11.29 400m	1:11.57 [9] (0:13.55)	0:58.02 [1] (0:11.37)	0:46.65 [1] (0:11.58)	0:35.07 [1] (0:11.51)	0:23.56 [2] (0:11.29)	0:12.27 [5] (0:12.27)	4.45L	0:35.07	-8
10	3	KOSCIUSKO Nathan Evans	2	65.2 400m	0:11.21 400m	1:11.86 [10] (0:14.02)	0:57.84 [5] (0:11.31)	0:46.53 [6] (0:11.52)	0:35.01 [6] (0:11.50)	0:23.51 [8] (0:11.21)	0:12.30 [8] (0:12.30)	6.18L	0:35.01	-7

Scratched: Dragon Miss (#1), Light Of Boom (#10), Lord Markel (#2), Why We Drink (#12), Thatfeelsbetter (#8), Fortyfive Parklane (#6), Allez Zou (#18), Retrieval (#19), Marcada (#22), Silver Warrior (#20), Bro

[ ] Ranking at each section and finish  
-:--:- No data available at this section  
NA No data available

SCN Saddle cloth number  
DNF Did not finish  
DNT Did not track



Horse/Jockey Name	Lost In Transit
Final Rank	1
Fastest Section Time (Section)	0:11.08 (400m)
Top Speed [km/h] (Section)	66.2 (1000m)
Race State	Finished

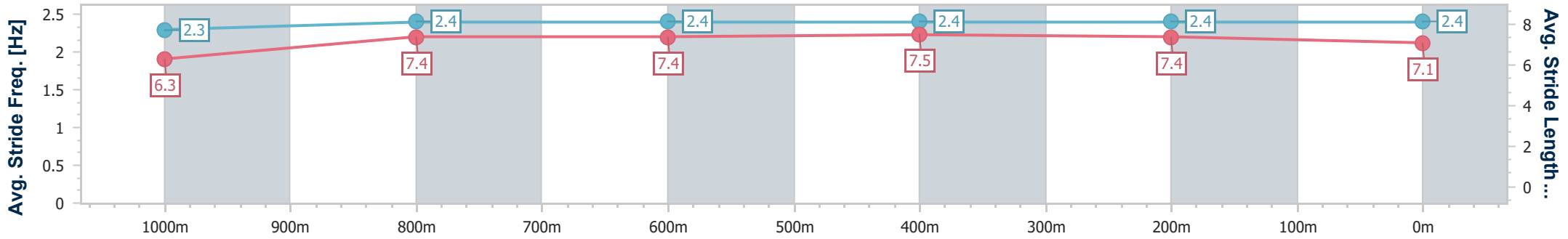
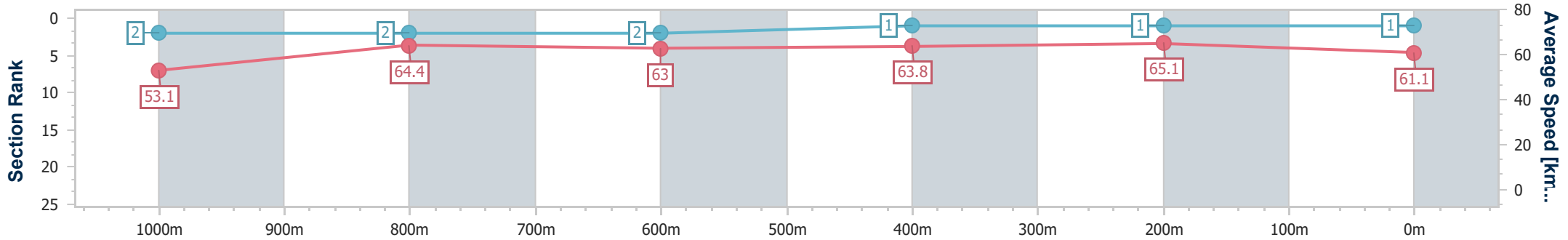


Eagle Farm QLD Professional  
 Race 10: CANADIAN CLUB No Metro Wins Handicap - 1200m  
 21 October 2023 - 17:21  
 Track Rating: Good 4, Weather: Fine, Rail Position: +3m Entire Course



BRISBANE RACING CLUB

Section	Overall	1000m	800m	600m	400m	200m
Section Times	1:10.81 [1] (0:13.63)	0:57.18 [2] (0:11.36)	0:45.82 [2] (0:11.55)	0:34.27 [2] (0:11.35)	0:22.92 [1] (0:11.08)	0:11.84 [1] (0:11.84)
Average Speed [km/h]	53.1	64.4	63.0	63.8	65.1	61.1
Top Speed [km/h]	63.3	66.2	65.0	64.4	65.7	65.6
Avg. Dist. to Rail [m]	5.2	3.2	2.5	0.7	2.2	1.6
Avg. Stride Freq. [Hz]	2.3	2.4	2.4	2.4	2.4	2.4
Avg. Stride Length [m]	6.3	7.4	7.4	7.5	7.4	7.1



- [ ] Ranking at each section and finish
- .-.- No data available at this section
- NA No data available



Horse/Jockey Name	Standing Order
Final Rank	2
Fastest Section Time (Section)	0:10.99 (400m)
Top Speed [km/h] (Section)	66.5 (1000m)
Race State	Finished

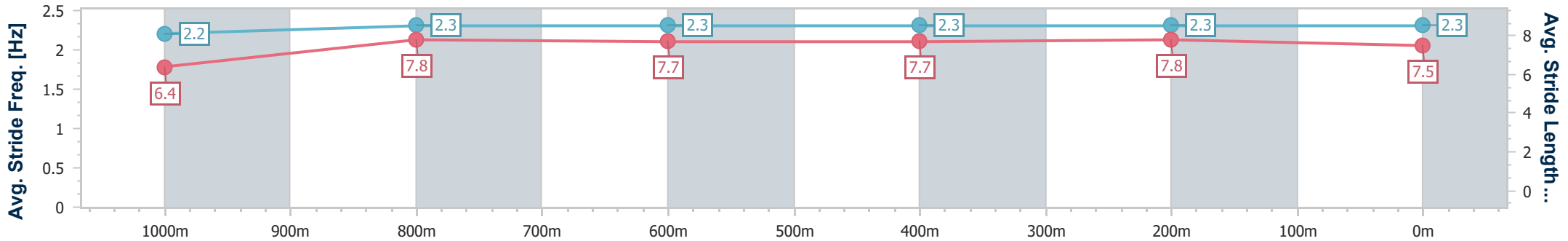
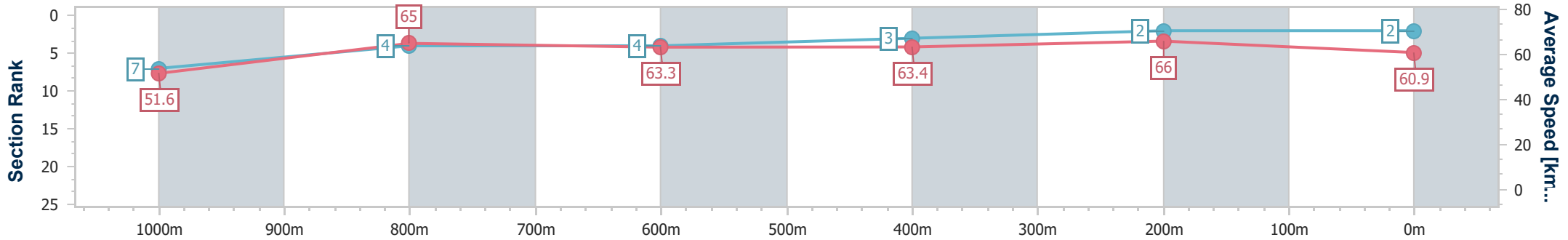


Eagle Farm QLD Professional  
 Race 10: CANADIAN CLUB No Metro Wins Handicap - 1200m  
 21 October 2023 - 17:21  
 Track Rating: Good 4, Weather: Fine, Rail Position: +3m Entire Course



BRISBANE RACING CLUB

Section	Overall	1000m	800m	600m	400m	200m
Section Times	1:10.97 [2] (0:14.06)	0:56.91 [7] (0:11.16)	0:45.75 [4] (0:11.41)	0:34.34 [4] (0:11.39)	0:22.95 [3] (0:10.99)	0:11.96 [2] (0:11.96)
Average Speed [km/h]	51.6	65.0	63.3	63.4	66.0	60.9
Top Speed [km/h]	64.2	66.5	65.5	64.2	66.3	66.3
Avg. Dist. to Rail [m]	5.3	1.3	0.5	1.1	1.2	0.5
Avg. Stride Freq. [Hz]	2.2	2.3	2.3	2.3	2.3	2.3
Avg. Stride Length [m]	6.4	7.8	7.7	7.7	7.8	7.5



- [ ] Ranking at each section and finish
- .-.- No data available at this section
- NA No data available



Horse/Jockey Name	Casino Lord
Final Rank	3
Fastest Section Time (Section)	0:11.14 (400m)
Top Speed [km/h] (Section)	65.5 (1000m)
Race State	Finished

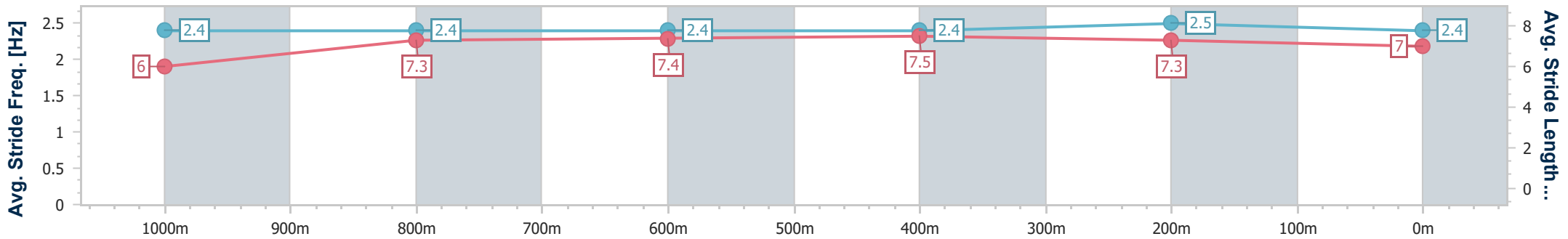
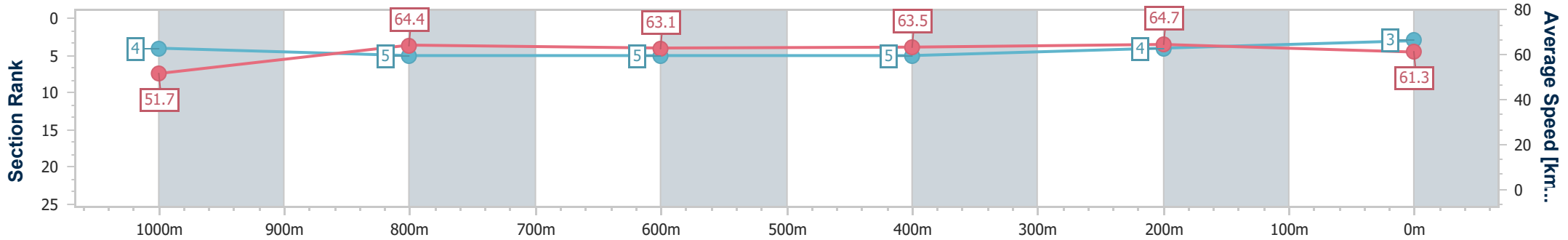


Eagle Farm QLD Professional  
 Race 10: CANADIAN CLUB No Metro Wins Handicap - 1200m  
 21 October 2023 - 17:21  
 Track Rating: Good 4, Weather: Fine, Rail Position: +3m Entire Course



BRISBANE RACING CLUB

Section	Overall	1000m	800m	600m	400m	200m
Section Times	1:11.04 [3] (0:14.02)	0:57.02 [4] (0:11.30)	0:45.72 [5] (0:11.40)	0:34.32 [5] (0:11.40)	0:22.92 [5] (0:11.14)	0:11.78 [4] (0:11.78)
Average Speed [km/h]	51.7	64.4	63.1	63.5	64.7	61.3
Top Speed [km/h]	61.9	65.5	65.1	64.0	65.4	65.4
Avg. Dist. to Rail [m]	2.4	2.0	0.8	0.4	2.1	3.8
Avg. Stride Freq. [Hz]	2.4	2.4	2.4	2.4	2.5	2.4
Avg. Stride Length [m]	6.0	7.3	7.4	7.5	7.3	7.0



- [ ] Ranking at each section and finish
- .-.- No data available at this section
- NA No data available



Horse/Jockey Name	My Snow Queen
Final Rank	4
Fastest Section Time (Section)	0:11.13 (400m)
Top Speed [km/h] (Section)	65.5 (200m)
Race State	Finished

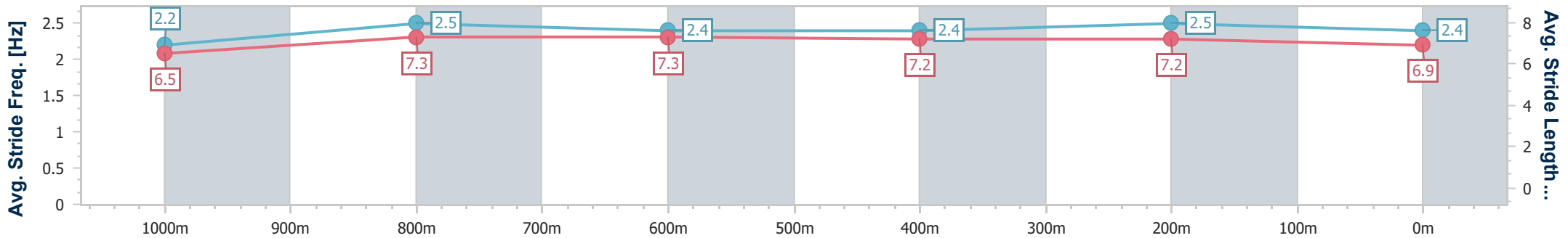
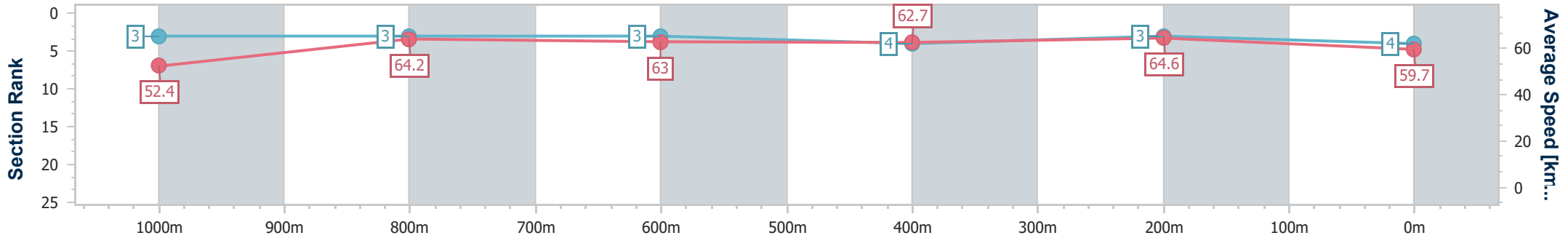


Eagle Farm QLD Professional  
 Race 10: CANADIAN CLUB No Metro Wins Handicap - 1200m  
 21 October 2023 - 17:21  
 Track Rating: Good 4, Weather: Fine, Rail Position: +3m Entire Course



BRISBANE RACING CLUB

Section	Overall	1000m	800m	600m	400m	200m
Section Times	1:11.09 [4] (0:13.78)	0:57.31 [3] (0:11.32)	0:45.99 [3] (0:11.51)	0:34.48 [3] (0:11.50)	0:22.98 [4] (0:11.13)	0:11.85 [3] (0:11.85)
Average Speed [km/h]	52.4	64.2	63.0	62.7	64.6	59.7
Top Speed [km/h]	62.1	65.1	64.7	63.5	65.4	65.5
Avg. Dist. to Rail [m]	1.3	1.1	0.8	0.5	1.1	0.7
Avg. Stride Freq. [Hz]	2.2	2.5	2.4	2.4	2.5	2.4
Avg. Stride Length [m]	6.5	7.3	7.3	7.2	7.2	6.9



- [ ] Ranking at each section and finish
- .-.- No data available at this section
- NA No data available



Horse/Jockey Name	Bandit
Final Rank	5
Fastest Section Time (Section)	0:11.27 (400m)
Top Speed [km/h] (Section)	65.4 (1000m)
Race State	Finished

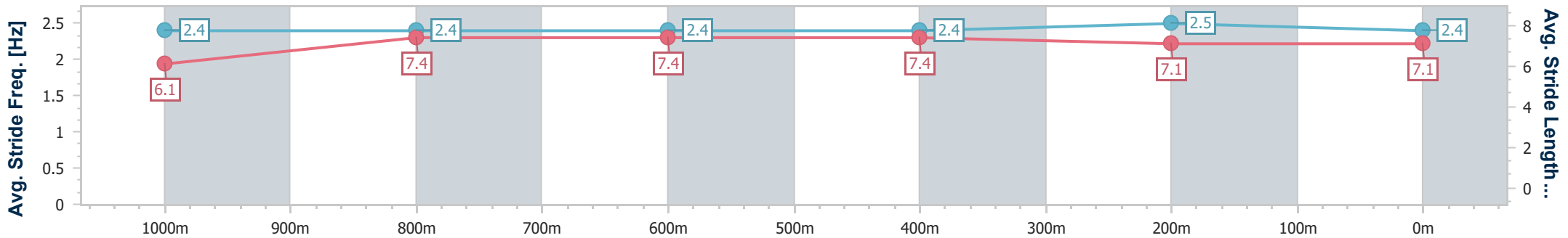
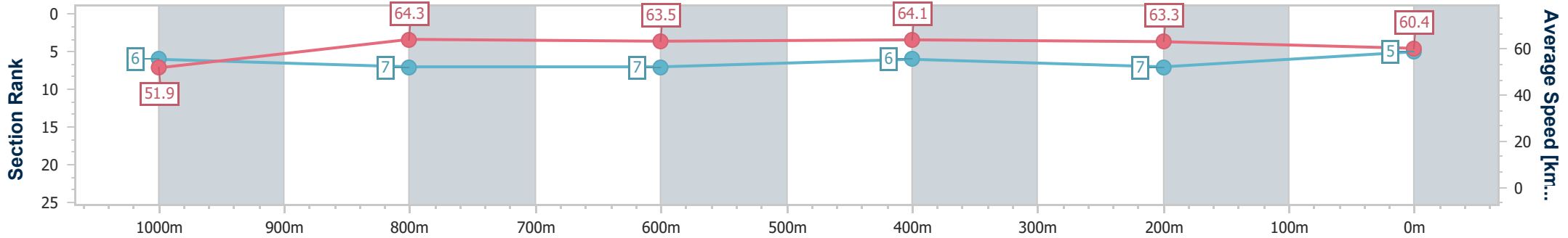


Eagle Farm QLD Professional  
 Race 10: CANADIAN CLUB No Metro Wins Handicap - 1200m  
 21 October 2023 - 17:21  
 Track Rating: Good 4, Weather: Fine, Rail Position: +3m Entire Course



BRISBANE RACING CLUB

Section	Overall	1000m	800m	600m	400m	200m
Section Times	1:11.31 [5] (0:14.05)	0:57.26 [6] (0:11.41)	0:45.85 [7] (0:11.43)	0:34.42 [7] (0:11.34)	0:23.08 [6] (0:11.27)	0:11.81 [7] (0:11.81)
Average Speed [km/h]	51.9	64.3	63.5	64.1	63.3	60.4
Top Speed [km/h]	61.2	65.4	65.0	64.7	65.0	64.7
Avg. Dist. to Rail [m]	5.9	3.8	2.3	1.5	2.0	1.6
Avg. Stride Freq. [Hz]	2.4	2.4	2.4	2.4	2.5	2.4
Avg. Stride Length [m]	6.1	7.4	7.4	7.4	7.1	7.1



- [ ] Ranking at each section and finish
- .-.- No data available at this section
- NA No data available



Horse/Jockey Name	Piece Of Turf
Final Rank	6
Fastest Section Time (Section)	0:11.20 (400m)
Top Speed [km/h] (Section)	65.3 (400m)
Race State	Finished

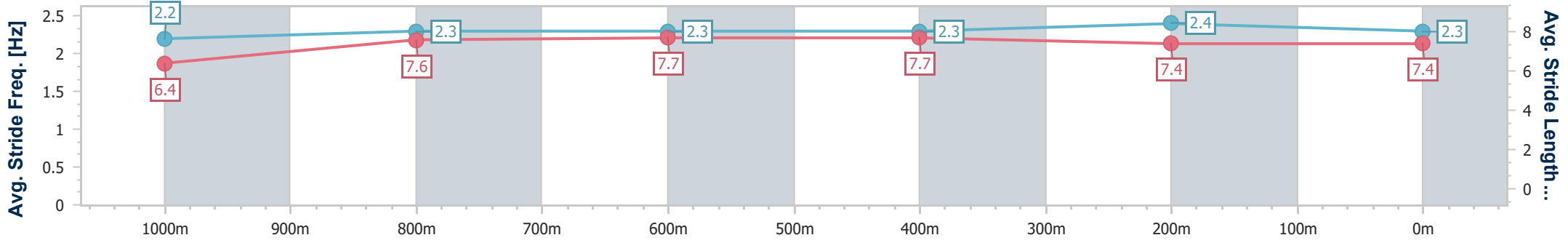
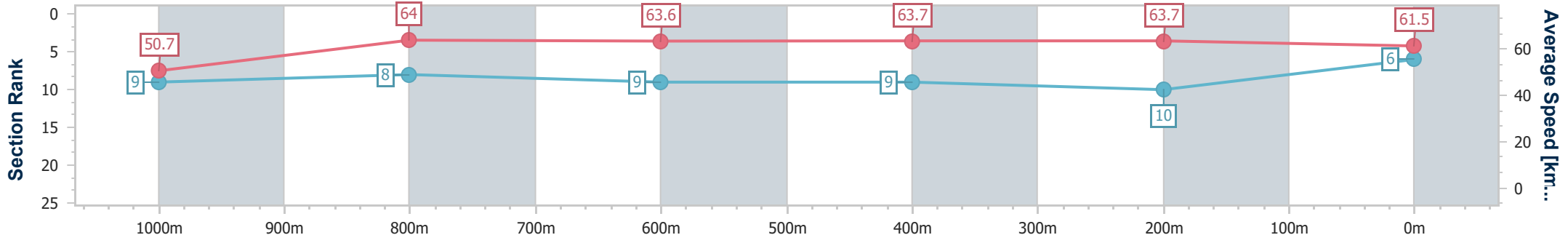


Eagle Farm QLD Professional  
 Race 10: CANADIAN CLUB No Metro Wins Handicap - 1200m  
 21 October 2023 - 17:21  
 Track Rating: Good 4, Weather: Fine, Rail Position: +3m Entire Course



BRISBANE RACING CLUB

Section	Overall	1000m	800m	600m	400m	200m
Section Times	1:11.36 [6] (0:14.26)	0:57.10 [9] (0:11.34)	0:45.76 [8] (0:11.46)	0:34.30 [9] (0:11.35)	0:22.95 [9] (0:11.20)	0:11.75 [10] (0:11.75)
Average Speed [km/h]	50.7	64.0	63.6	63.7	63.7	61.5
Top Speed [km/h]	60.6	64.9	65.0	64.3	65.3	65.1
Avg. Dist. to Rail [m]	2.6	1.4	1.7	0.7	2.4	2.1
Avg. Stride Freq. [Hz]	2.2	2.3	2.3	2.3	2.4	2.3
Avg. Stride Length [m]	6.4	7.6	7.7	7.7	7.4	7.4



- [ ] Ranking at each section and finish
- .-.- No data available at this section
- NA No data available



Horse/Jockey Name	Just Super
Final Rank	7
Fastest Section Time (Section)	0:11.05 (400m)
Top Speed [km/h] (Section)	66.4 (1000m)
Race State	Finished

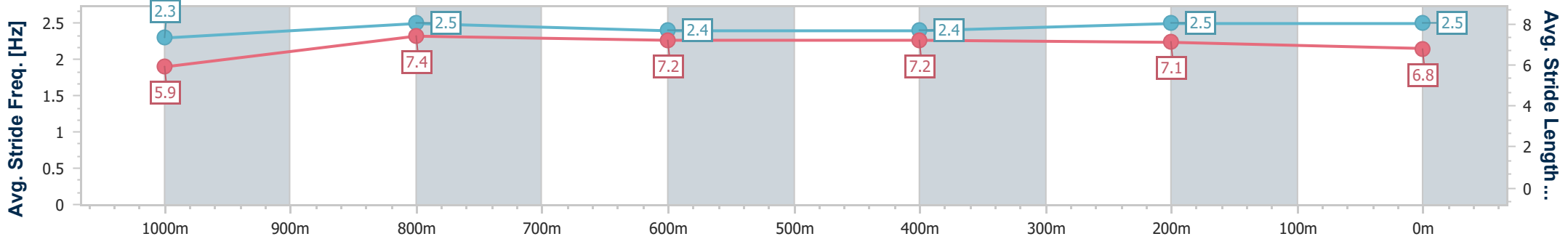
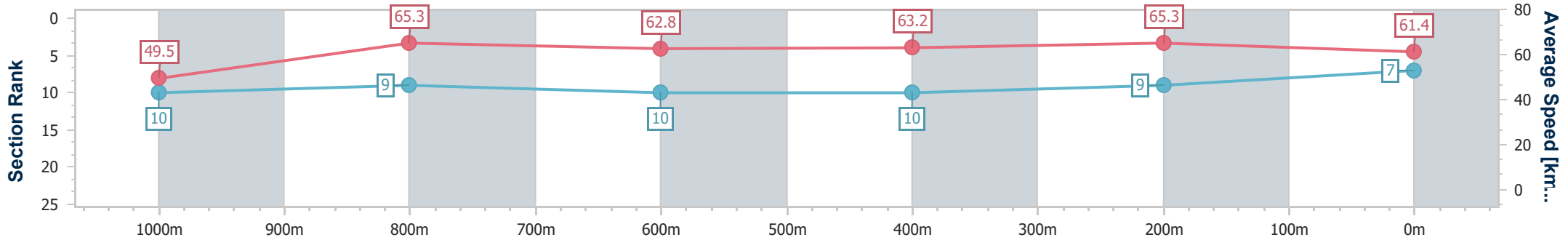


Eagle Farm QLD Professional  
 Race 10: CANADIAN CLUB No Metro Wins Handicap - 1200m  
 21 October 2023 - 17:21  
 Track Rating: Good 4, Weather: Fine, Rail Position: +3m Entire Course



BRISBANE RACING CLUB

Section	Overall	1000m	800m	600m	400m	200m
Section Times	1:11.41 [7] (0:14.46)	0:56.95 [10] (0:11.22)	0:45.73 [9] (0:11.48)	0:34.25 [10] (0:11.40)	0:22.85 [10] (0:11.05)	0:11.80 [9] (0:11.80)
Average Speed [km/h]	49.5	65.3	62.8	63.2	65.3	61.4
Top Speed [km/h]	62.2	66.4	65.8	64.1	66.2	65.9
Avg. Dist. to Rail [m]	7.4	2.9	0.7	0.2	3.4	6.1
Avg. Stride Freq. [Hz]	2.3	2.5	2.4	2.4	2.5	2.5
Avg. Stride Length [m]	5.9	7.4	7.2	7.2	7.1	6.8



- [ ] Ranking at each section and finish
- .-.- No data available at this section
- NA No data available





Horse/Jockey Name	Jubai Pride
Final Rank	8
Fastest Section Time (Section)	0:11.06 (400m)
Top Speed [km/h] (Section)	66.5 (400m)
Race State	Finished

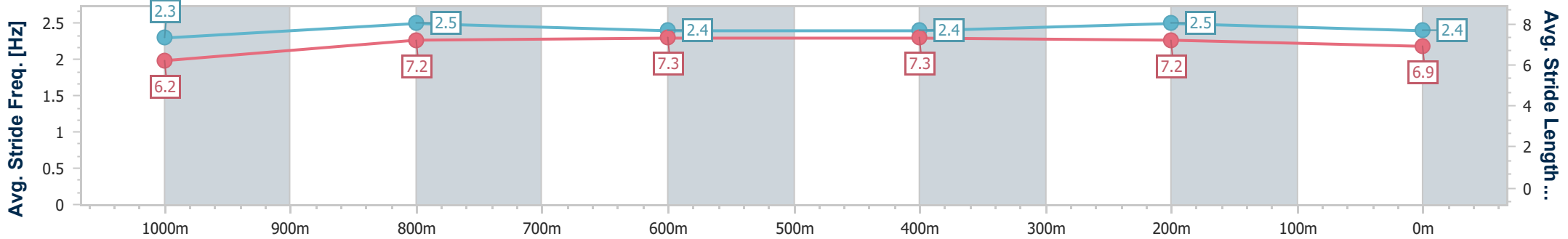
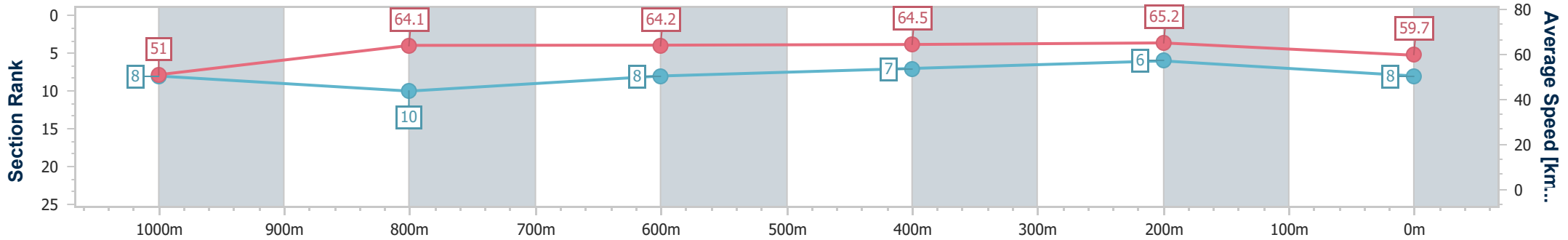


Eagle Farm QLD Professional  
 Race 10: CANADIAN CLUB No Metro Wins Handicap - 1200m  
 21 October 2023 - 17:21  
 Track Rating: Good 4, Weather: Fine, Rail Position: +3m Entire Course



BRISBANE RACING CLUB

Section	Overall	1000m	800m	600m	400m	200m
Section Times	1:11.53 [8] (0:14.26)	0:57.27 [8] (0:11.43)	0:45.84 [10] (0:11.34)	0:34.50 [8] (0:11.27)	0:23.23 [7] (0:11.06)	0:12.17 [6] (0:12.17)
Average Speed [km/h]	51.0	64.1	64.2	64.5	65.2	59.7
Top Speed [km/h]	60.6	65.3	65.0	65.5	66.5	65.8
Avg. Dist. to Rail [m]	9.1	3.8	1.9	2.0	4.5	4.8
Avg. Stride Freq. [Hz]	2.3	2.5	2.4	2.4	2.5	2.4
Avg. Stride Length [m]	6.2	7.2	7.3	7.3	7.2	6.9



- [ ] Ranking at each section and finish
- .-.- No data available at this section
- NA No data available



Horse/Jockey Name	Serigala
Final Rank	9
Fastest Section Time (Section)	0:11.29 (400m)
Top Speed [km/h] (Section)	66.3 (1000m)
Race State	Finished

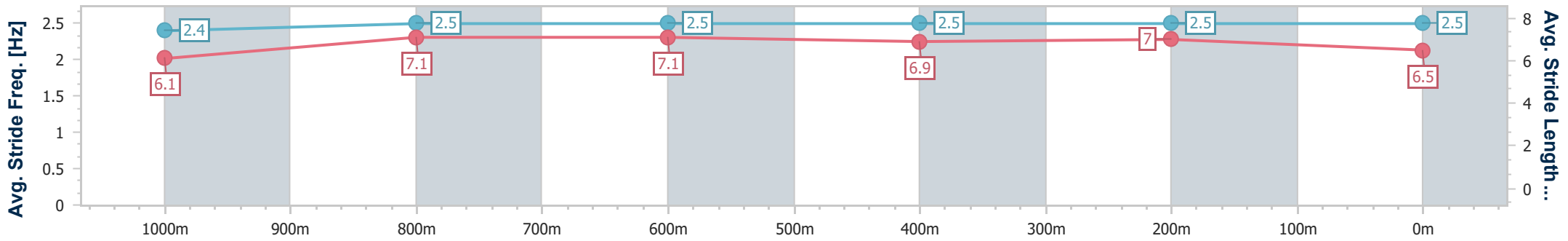
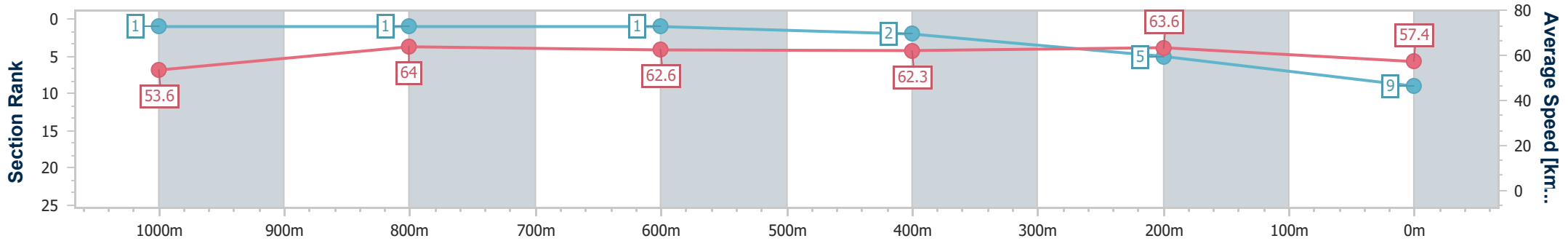


Eagle Farm QLD Professional  
 Race 10: CANADIAN CLUB No Metro Wins Handicap - 1200m  
 21 October 2023 - 17:21  
 Track Rating: Good 4, Weather: Fine, Rail Position: +3m Entire Course



BRISBANE RACING CLUB

Section	Overall	1000m	800m	600m	400m	200m
Section Times	1:11.57 [9] (0:13.55)	0:58.02 [1] (0:11.37)	0:46.65 [1] (0:11.58)	0:35.07 [1] (0:11.51)	0:23.56 [2] (0:11.29)	0:12.27 [5] (0:12.27)
Average Speed [km/h]	53.6	64.0	62.6	62.3	63.6	57.4
Top Speed [km/h]	62.9	66.3	64.6	63.1	65.2	64.1
Avg. Dist. to Rail [m]	3.6	2.4	1.4	1.1	2.7	4.0
Avg. Stride Freq. [Hz]	2.4	2.5	2.5	2.5	2.5	2.5
Avg. Stride Length [m]	6.1	7.1	7.1	6.9	7.0	6.5



- [ ] Ranking at each section and finish
- .-.- No data available at this section
- NA No data available



Horse/Jockey Name	Kosciusko
Final Rank	10
Fastest Section Time (Section)	0:11.21 (400m)
Top Speed [km/h] (Section)	65.2 (400m)
Race State	Finished

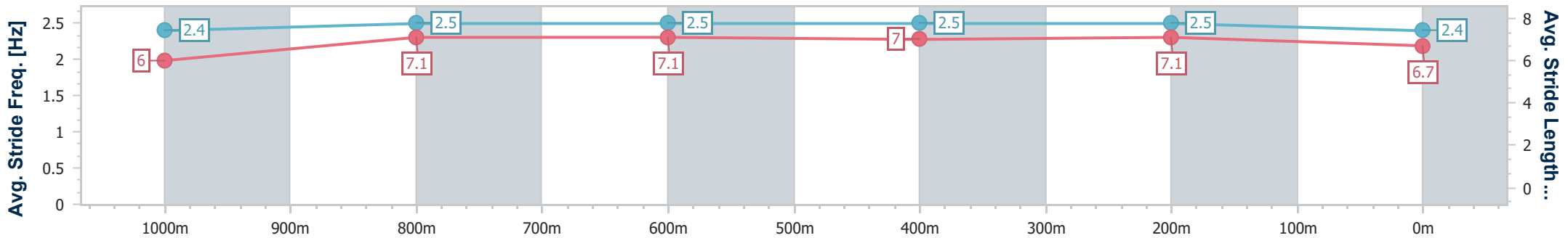
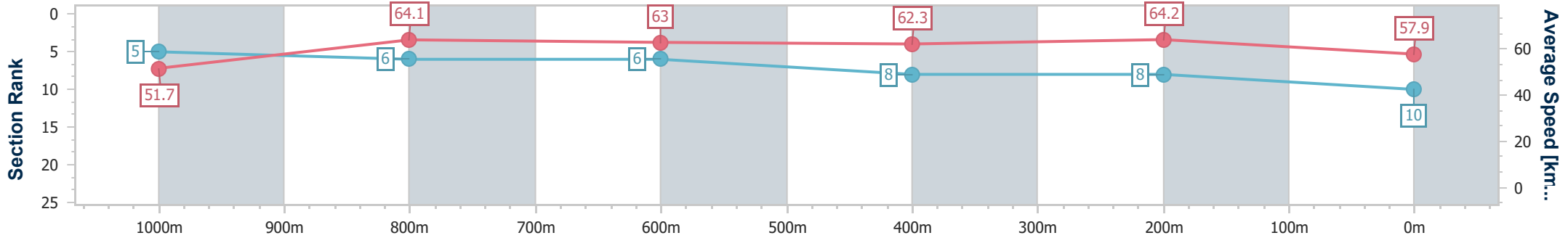


Eagle Farm QLD Professional  
 Race 10: CANADIAN CLUB No Metro Wins Handicap - 1200m  
 21 October 2023 - 17:21  
 Track Rating: Good 4, Weather: Fine, Rail Position: +3m Entire Course



BRISBANE RACING CLUB

Section	Overall	1000m	800m	600m	400m	200m
Section Times	1:11.86 [10] (0:14.02)	0:57.84 [5] (0:11.31)	0:46.53 [6] (0:11.52)	0:35.01 [6] (0:11.50)	0:23.51 [8] (0:11.21)	0:12.30 [8] (0:12.30)
Average Speed [km/h]	51.7	64.1	63.0	62.3	64.2	57.9
Top Speed [km/h]	61.2	65.0	64.9	63.4	65.2	64.9
Avg. Dist. to Rail [m]	2.1	1.6	0.8	1.2	0.9	0.5
Avg. Stride Freq. [Hz]	2.4	2.5	2.5	2.5	2.5	2.4
Avg. Stride Length [m]	6.0	7.1	7.1	7.0	7.1	6.7



- [ ] Ranking at each section and finish
- .-.- No data available at this section
- NA No data available