



Eagle Farm QLD Professional
Race 8: LADBROKES COMMUNITIES BENCHMARK 75 Handicap -
1400m
21 October 2023 - 16:03



BRISBANE
RACING CLUB

Track Rating: Good 4, Weather: Fine, Rail Position: +3m Entire Course

Section							Overall	1200m	1000m	800m	600m	400m	Last 600m
Field Times							1:24.52 (0:14.36)	1:10.16 (0:11.96)	0:58.20 (0:12.15)	0:46.05 (0:11.79)	0:34.26 (0:11.46)	0:22.80 (0:10.90)	0:34.26
Rank	TAB	Horse/Jockey	Barrier	Top Speed [km/h]	Fastest Section								Distance Travelled [m]
1	13	SHA OF GOMER James Orman	3	66.9 600m	0:10.90 400m	1:24.52 [1] (0:14.54)	1:09.98 [2] (0:11.90)	0:58.08 [2] (0:12.18)	0:45.90 [2] (0:11.87)	0:34.03 [2] (0:11.23)	0:22.80 [1] (0:10.90)	0:34.03	
2	4	TITANIUM Justin Huxtable	8	67.4 400m	0:10.79 400m	1:24.62 [2] (0:15.22)	1:09.40 [8] (0:12.14)	0:57.26 [9] (0:12.06)	0:45.20 [9] (0:11.67)	0:33.53 [8] (0:11.17)	0:22.36 [7] (0:10.79)	0:33.53	-1
3	7	BROCKY Melea Castle	1	65.8 400m	0:11.08 400m	1:24.73 [3] (0:14.75)	1:09.98 [3] (0:11.95)	0:58.03 [3] (0:12.10)	0:45.93 [3] (0:11.78)	0:34.15 [3] (0:11.38)	0:22.77 [3] (0:11.08)	0:34.15	-2
4	3	HAMLET VON SNITZEL Boris Thornton	11	67.0 400m	0:10.96 400m	1:24.76 [4] (0:14.36)	1:10.40 [1] (0:11.96)	0:58.44 [1] (0:12.15)	0:46.29 [1] (0:11.79)	0:34.50 [1] (0:11.47)	0:23.03 [2] (0:10.96)	0:34.50	-2
5	6	THE CATCH Damien Thornton	9	66.9 400m	0:10.95 400m	1:24.99 [5] (0:14.94)	1:10.05 [5] (0:12.12)	0:57.93 [7] (0:12.21)	0:45.72 [7] (0:11.71)	0:34.01 [7] (0:11.30)	0:22.71 [8] (0:10.95)	0:34.01	+6
6	1	LORD MARKEL Jake Molloy	2	66.1 600m	0:11.14 400m	1:25.02 [6] (0:15.03)	1:09.99 [7] (0:11.94)	0:58.05 [5] (0:12.17)	0:45.88 [5] (0:11.83)	0:34.05 [6] (0:11.25)	0:22.80 [6] (0:11.14)	0:34.05	-5
7	9	STORM THE FORTRESS Martin Harley	4	66.0 400m	0:11.13 400m	1:25.08 [7] (0:14.78)	1:10.30 [4] (0:12.03)	0:58.27 [4] (0:12.11)	0:46.16 [4] (0:11.79)	0:34.37 [4] (0:11.28)	0:23.09 [4] (0:11.13)	0:34.37	+2
8	12	SCOTTISH PRINCE Rikki Jamieson	14	66.6 400m	0:10.95 400m	1:25.08 [8] (0:15.49)	1:09.59 [10] (0:12.05)	0:57.54 [10] (0:12.06)	0:45.48 [10] (0:11.66)	0:33.82 [10] (0:11.21)	0:22.61 [10] (0:10.95)	0:33.82	+3
9	8	SECRET TALES Jag Guthmann-Chester	12	66.6 400m	0:11.02 400m	1:25.30 [9] (0:15.23)	1:10.07 [9] (0:12.06)	0:58.01 [8] (0:12.09)	0:45.92 [8] (0:11.71)	0:34.21 [9] (0:11.26)	0:22.95 [9] (0:11.02)	0:34.21	+3
10	2	FASTCONI Blake Spriggs	7	66.6 400m	0:11.20 400m	1:25.31 [10] (0:14.96)	1:10.35 [6] (0:12.08)	0:58.27 [6] (0:12.15)	0:46.12 [6] (0:11.69)	0:34.43 [5] (0:11.21)	0:23.22 [5] (0:11.20)	0:34.43	+2

Scratched: Evocator (#11), Cranky Harry (#10), Beckford (#5), Chase My Crown (#14)

Report Created: Sat 21 October 2023 16:46 GMT+1 (Note: Timing is based on position data)

Page 1/12

[] Ranking at each section and finish
 -:-:- No data available at this section
 NA No data available

SCN Saddle cloth number
 DNF Did not finish
 DNT Did not track

data processed by TRIPLES DATA



Eagle Farm QLD Professional

Race 8: LADBROKES COMMUNITIES BENCHMARK 75 Handicap - 1400m

21 October 2023 - 16:03



BRISBANE
RACING CLUB

Track Rating: Good 4, Weather: Fine, Rail Position: +3m Entire Course

Section				200m				Last 600m		
Field Times				0:11.90 (0:11.90)				0:34.26		
Rank	TAB	Horse/Jockey	Barrier	Top Speed [km/h]	Fastest Section	Margin			Distance Travelled [m]	
1	13	SHA OF GOMER James Orman	3	66.9 600m	0:10.90 400m	0:11.90 [1] (0:11.90)	1:24.52		0:34.03	
2	4	TITANIUM Justin Huxtable	8	67.4 400m	0:10.79 400m	0:11.57 [4] (0:11.57)	0.58L		0:33.53	-1
3	7	BROCKY Melea Castle	1	65.8 400m	0:11.08 400m	0:11.69 [3] (0:11.69)	1.18L		0:34.15	-2
4	3	HAMLET VON SNITZEL Boris Thornton	11	67.0 400m	0:10.96 400m	0:12.07 [2] (0:12.07)	1.41L		0:34.50	-2
5	6	THE CATCH Damien Thornton	9	66.9 400m	0:10.95 400m	0:11.76 [6] (0:11.76)	2.72L		0:34.01	+6
6	1	LORD MARKEL Jake Molloy	2	66.1 600m	0:11.14 400m	0:11.66 [8] (0:11.66)	2.93L		0:34.05	-5
7	9	STORM THE FORTRESS Martin Harley	4	66.0 400m	0:11.13 400m	0:11.96 [5] (0:11.96)	3.25L		0:34.37	+2
8	12	SCOTTISH PRINCE Rikki Jamieson	14	66.6 400m	0:10.95 400m	0:11.66 [10] (0:11.66)	3.27L		0:33.82	+3
9	8	SECRET TALES Jag Guthmann-Chester	12	66.6 400m	0:11.02 400m	0:11.93 [9] (0:11.93)	4.55L		0:34.21	+3
10	2	FASTCONI Blake Spriggs	7	66.6 400m	0:11.20 400m	0:12.02 [7] (0:12.02)	4.62L		0:34.43	+2

Scratched: Evocator (#11), Cranky Harry (#10), Beckford (#5), Chase My Crown (#14)

Report Created: Sat 21 October 2023 16:46 GMT+1 (Note: Timing is based on position data)

Page 2/12

[] Ranking at each section and finish
 -:-:- No data available at this section
 NA No data available

SCN Saddle cloth number
 DNF Did not finish
 DNT Did not track

data processed by **TRIPLES DATA**



Horse/Jockey Name	Sha Of Gomer
Final Rank	1
Fastest Section Time (Section)	0:10.90 (400m)
Top Speed [km/h] (Section)	66.9 (600m)
Race State	Finished

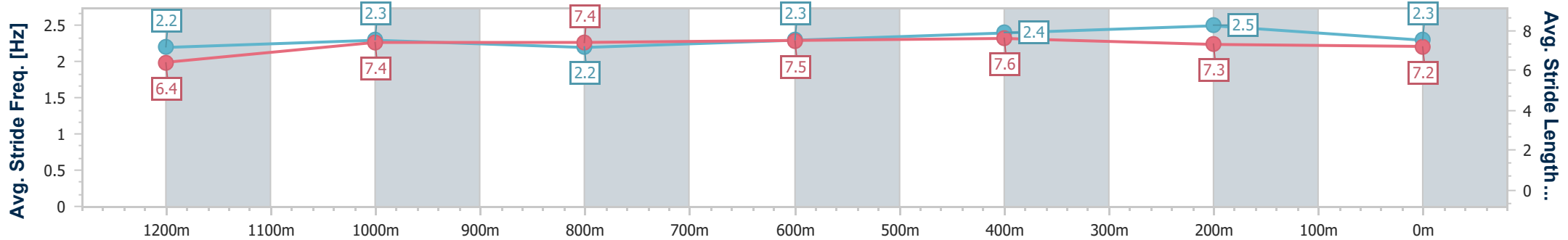
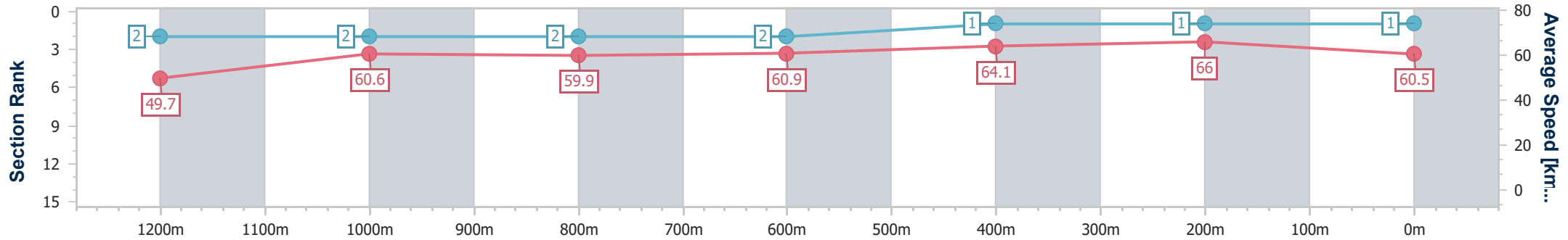


Eagle Farm QLD Professional
 Race 8: LADBROKES COMMUNITIES BENCHMARK 75
 Handicap - 1400m
 21 October 2023 - 16:03
 Track Rating: Good 4, Weather: Fine, Rail Position: +3m Entire Course



BRISBANE
 RACING CLUB

Section	Overall	1200m	1000m	800m	600m	400m	200m
Section Times	1:24.52 [1] (0:14.54)	1:09.98 [2] (0:11.90)	0:58.08 [2] (0:12.18)	0:45.90 [2] (0:11.87)	0:34.03 [2] (0:11.23)	0:22.80 [1] (0:10.90)	0:11.90 [1] (0:11.90)
Average Speed [km/h]	49.7	60.6	59.9	60.9	64.1	66.0	60.5
Top Speed [km/h]	60.5	61.1	61.0	61.7	66.9	66.9	63.3
Avg. Dist. to Rail [m]	2.1	3.1	2.3	1.3	0.5	0.4	1.3
Avg. Stride Freq. [Hz]	2.2	2.3	2.2	2.3	2.4	2.5	2.3
Avg. Stride Length [m]	6.4	7.4	7.4	7.5	7.6	7.3	7.2



- [] Ranking at each section and finish
- .-.- No data available at this section
- NA No data available



Horse/Jockey Name	Titanium
Final Rank	2
Fastest Section Time (Section)	0:10.79 (400m)
Top Speed [km/h] (Section)	67.4 (400m)
Race State	Finished

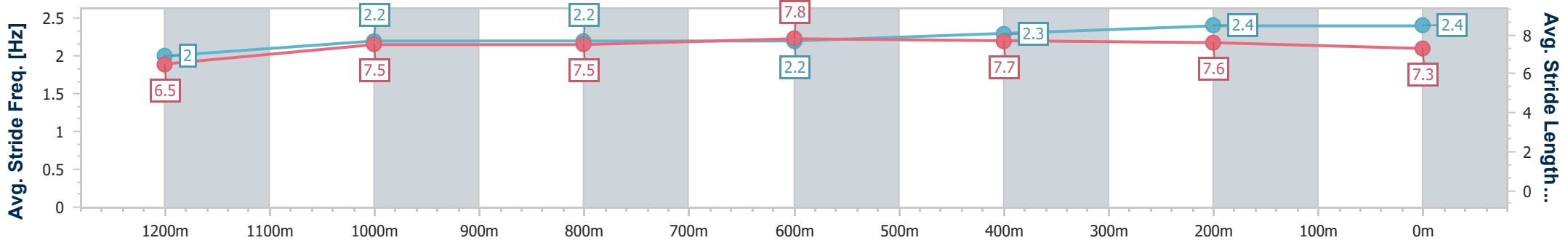
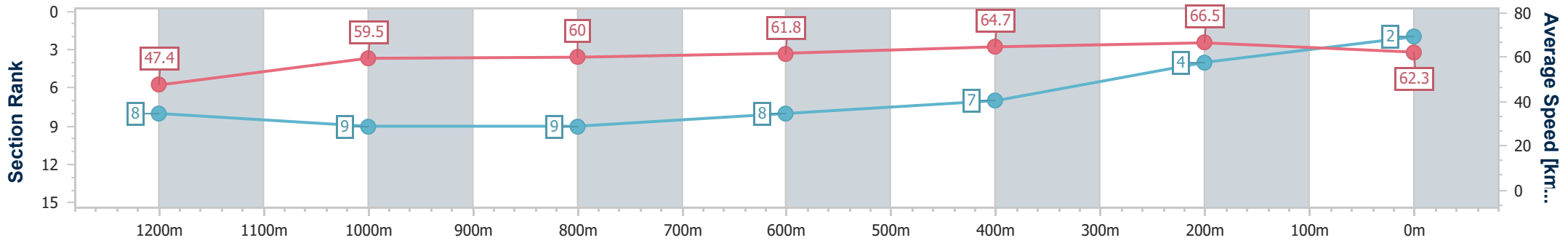


Eagle Farm QLD Professional
 Race 8: LADBROKES COMMUNITIES BENCHMARK 75
 Handicap - 1400m
 21 October 2023 - 16:03
 Track Rating: Good 4, Weather: Fine, Rail Position: +3m Entire Course



BRISBANE
 RACING CLUB

Section	Overall	1200m	1000m	800m	600m	400m	200m
Section Times	1:24.62 [2] (0:15.22)	1:09.40 [8] (0:12.14)	0:57.26 [9] (0:12.06)	0:45.20 [9] (0:11.67)	0:33.53 [8] (0:11.17)	0:22.36 [7] (0:10.79)	0:11.57 [4] (0:11.57)
Average Speed [km/h]	47.4	59.5	60.0	61.8	64.7	66.5	62.3
Top Speed [km/h]	59.7	60.0	61.2	63.3	66.9	67.4	66.0
Avg. Dist. to Rail [m]	2.6	1.8	1.4	0.7	0.2	1.2	2.7
Avg. Stride Freq. [Hz]	2.0	2.2	2.2	2.2	2.3	2.4	2.4
Avg. Stride Length [m]	6.5	7.5	7.5	7.8	7.7	7.6	7.3



- [] Ranking at each section and finish
- .-.- No data available at this section
- NA No data available



Horse/Jockey Name	Brocky
Final Rank	3
Fastest Section Time (Section)	0:11.08 (400m)
Top Speed [km/h] (Section)	65.8 (400m)
Race State	Finished

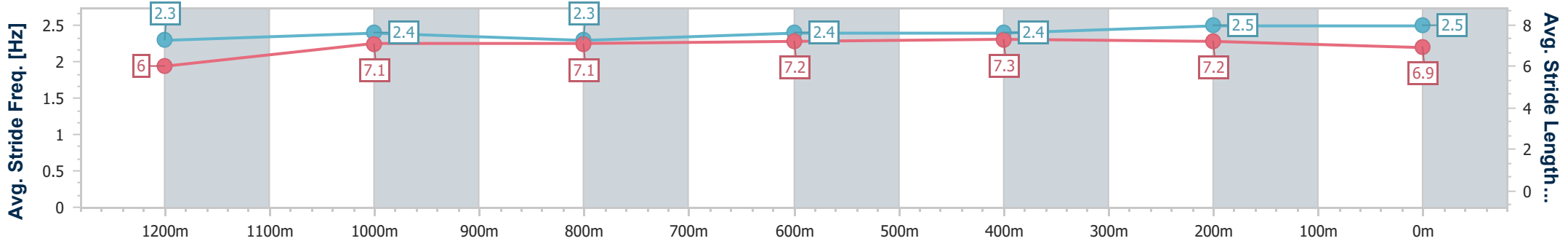
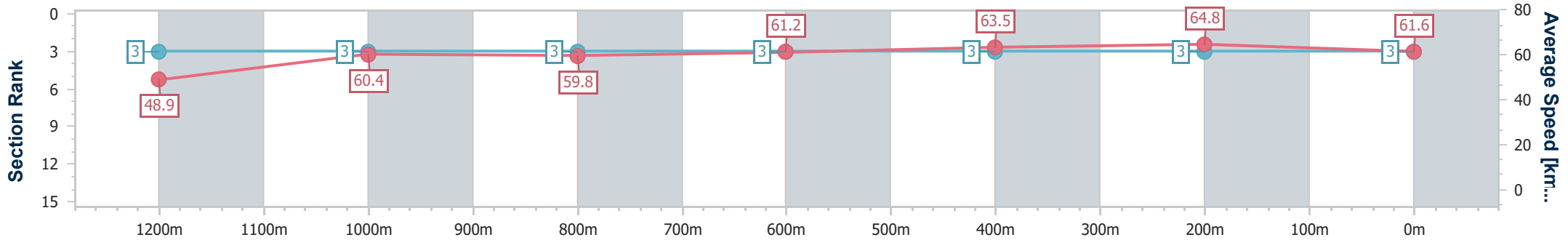


Eagle Farm QLD Professional
 Race 8: LADBROKES COMMUNITIES BENCHMARK 75
 Handicap - 1400m
 21 October 2023 - 16:03
 Track Rating: Good 4, Weather: Fine, Rail Position: +3m Entire Course



BRISBANE
 RACING CLUB

Section	Overall	1200m	1000m	800m	600m	400m	200m
Section Times	1:24.73 [3] (0:14.75)	1:09.98 [3] (0:11.95)	0:58.03 [3] (0:12.10)	0:45.93 [3] (0:11.78)	0:34.15 [3] (0:11.38)	0:22.77 [3] (0:11.08)	0:11.69 [3] (0:11.69)
Average Speed [km/h]	48.9	60.4	59.8	61.2	63.5	64.8	61.6
Top Speed [km/h]	60.1	61.8	61.0	62.8	65.4	65.8	63.6
Avg. Dist. to Rail [m]	0.9	1.5	1.0	0.3	0.7	3.7	4.9
Avg. Stride Freq. [Hz]	2.3	2.4	2.3	2.4	2.4	2.5	2.5
Avg. Stride Length [m]	6.0	7.1	7.1	7.2	7.3	7.2	6.9



- [] Ranking at each section and finish
- .-.- No data available at this section
- NA No data available



Horse/Jockey Name	Hamlet Von Snitzel
Final Rank	4
Fastest Section Time (Section)	0:10.96 (400m)
Top Speed [km/h] (Section)	67.0 (400m)
Race State	Finished

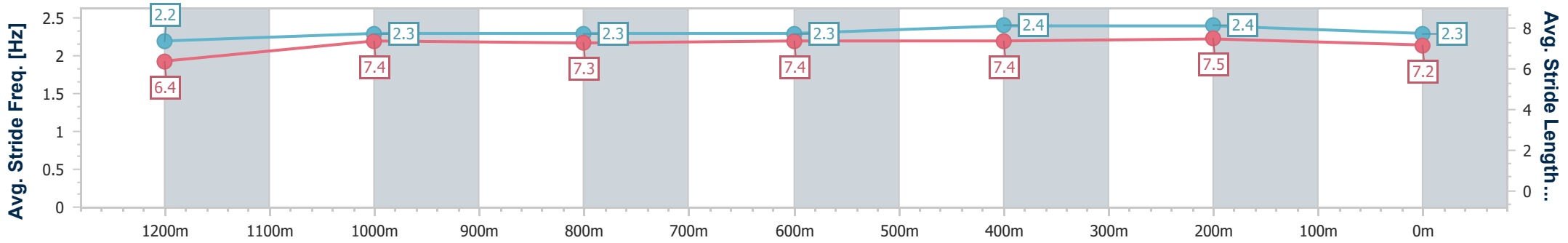
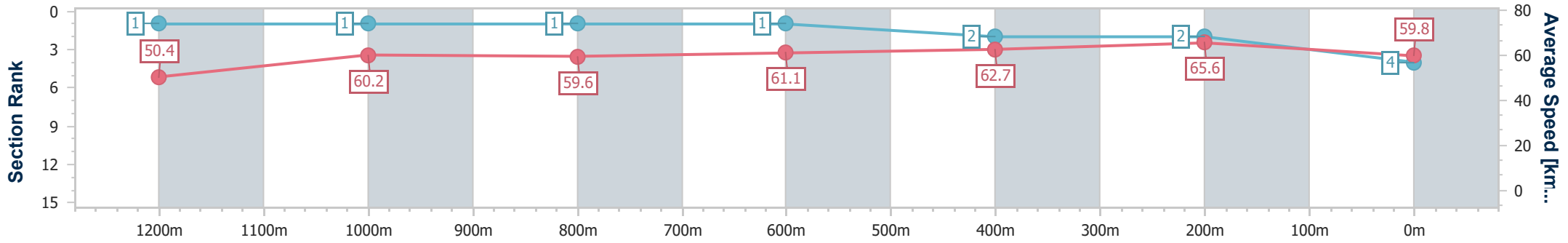


Eagle Farm QLD Professional
 Race 8: LADBROKES COMMUNITIES BENCHMARK 75
 Handicap - 1400m
 21 October 2023 - 16:03
 Track Rating: Good 4, Weather: Fine, Rail Position: +3m Entire Course



BRISBANE
 RACING CLUB

Section	Overall	1200m	1000m	800m	600m	400m	200m
Section Times	1:24.76 [4] (0:14.36)	1:10.40 [1] (0:11.96)	0:58.44 [1] (0:12.15)	0:46.29 [1] (0:11.79)	0:34.50 [1] (0:11.47)	0:23.03 [2] (0:10.96)	0:12.07 [2] (0:12.07)
Average Speed [km/h]	50.4	60.2	59.6	61.1	62.7	65.6	59.8
Top Speed [km/h]	61.9	61.0	60.9	61.7	64.8	67.0	63.3
Avg. Dist. to Rail [m]	5.9	2.1	1.1	0.2	0.3	1.6	1.4
Avg. Stride Freq. [Hz]	2.2	2.3	2.3	2.3	2.4	2.4	2.3
Avg. Stride Length [m]	6.4	7.4	7.3	7.4	7.4	7.5	7.2



- [] Ranking at each section and finish
- .-.- No data available at this section
- NA No data available



Horse/Jockey Name	The Catch
Final Rank	5
Fastest Section Time (Section)	0:10.95 (400m)
Top Speed [km/h] (Section)	66.9 (400m)
Race State	Finished

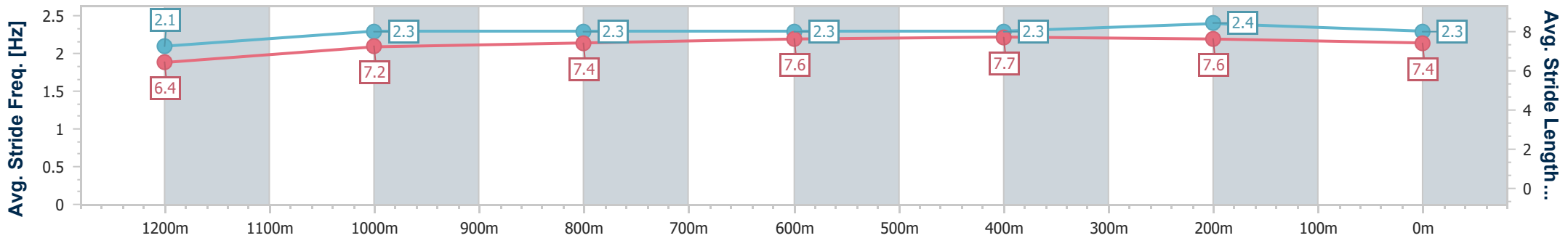
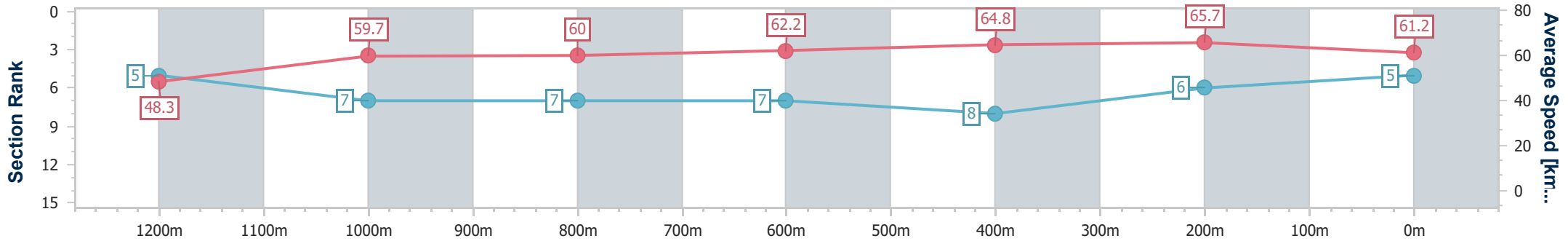


Eagle Farm QLD Professional
 Race 8: LADBROKES COMMUNITIES BENCHMARK 75
 Handicap - 1400m
 21 October 2023 - 16:03
 Track Rating: Good 4, Weather: Fine, Rail Position: +3m Entire Course



BRISBANE
 RACING CLUB

Section	Overall	1200m	1000m	800m	600m	400m	200m
Section Times	1:24.99 [5] (0:14.94)	1:10.05 [5] (0:12.12)	0:57.93 [7] (0:12.21)	0:45.72 [7] (0:11.71)	0:34.01 [7] (0:11.30)	0:22.71 [8] (0:10.95)	0:11.76 [6] (0:11.76)
Average Speed [km/h]	48.3	59.7	60.0	62.2	64.8	65.7	61.2
Top Speed [km/h]	59.4	60.7	61.4	63.9	66.6	66.9	64.5
Avg. Dist. to Rail [m]	5.8	4.1	3.6	2.6	3.3	7.0	6.6
Avg. Stride Freq. [Hz]	2.1	2.3	2.3	2.3	2.3	2.4	2.3
Avg. Stride Length [m]	6.4	7.2	7.4	7.6	7.7	7.6	7.4



- [] Ranking at each section and finish
- .-.- No data available at this section
- NA No data available



Horse/Jockey Name	Lord Markel
Final Rank	6
Fastest Section Time (Section)	0:11.14 (400m)
Top Speed [km/h] (Section)	66.1 (600m)
Race State	Finished

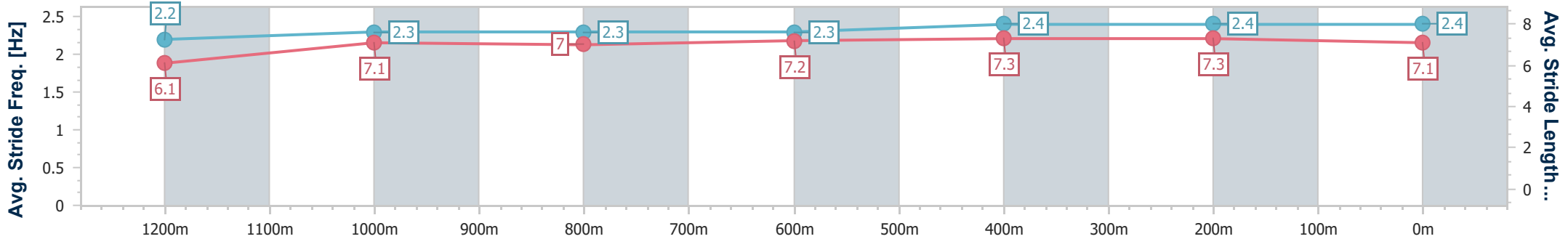
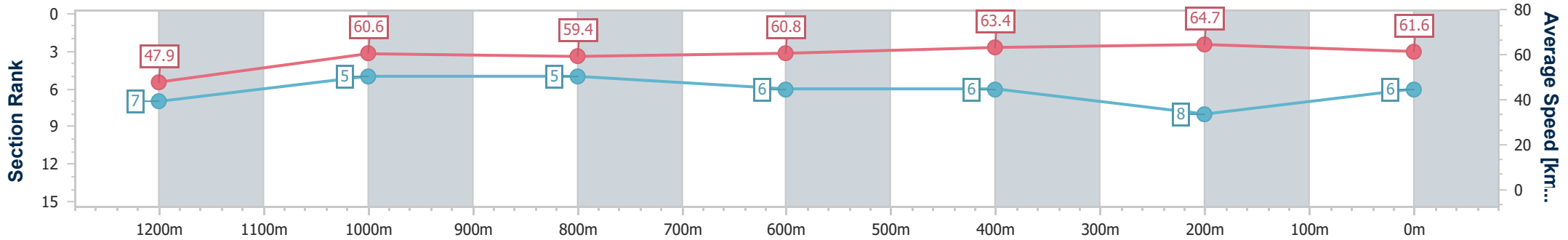


Eagle Farm QLD Professional
 Race 8: LADBROKES COMMUNITIES BENCHMARK 75
 Handicap - 1400m
 21 October 2023 - 16:03
 Track Rating: Good 4, Weather: Fine, Rail Position: +3m Entire Course



BRISBANE
 RACING CLUB

Section	Overall	1200m	1000m	800m	600m	400m	200m
Section Times	1:25.02 [6] (0:15.03)	1:09.99 [7] (0:11.94)	0:58.05 [5] (0:12.17)	0:45.88 [5] (0:11.83)	0:34.05 [6] (0:11.25)	0:22.80 [6] (0:11.14)	0:11.66 [8] (0:11.66)
Average Speed [km/h]	47.9	60.6	59.4	60.8	63.4	64.7	61.6
Top Speed [km/h]	59.6	63.8	61.0	62.6	66.1	65.9	64.6
Avg. Dist. to Rail [m]	1.0	1.6	1.0	0.7	1.6	1.6	3.5
Avg. Stride Freq. [Hz]	2.2	2.3	2.3	2.3	2.4	2.4	2.4
Avg. Stride Length [m]	6.1	7.1	7.0	7.2	7.3	7.3	7.1



- [] Ranking at each section and finish
- .-.- No data available at this section
- NA No data available



Horse/Jockey Name	Storm The Fortress
Final Rank	7
Fastest Section Time (Section)	0:11.13 (400m)
Top Speed [km/h] (Section)	66.0 (400m)
Race State	Finished

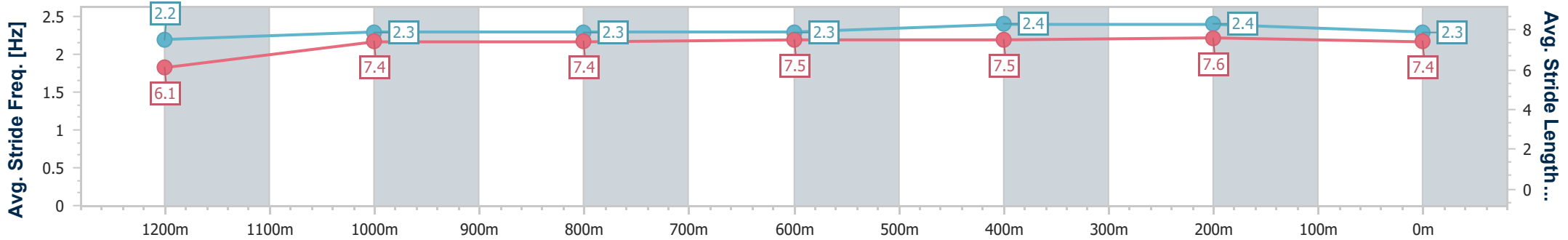
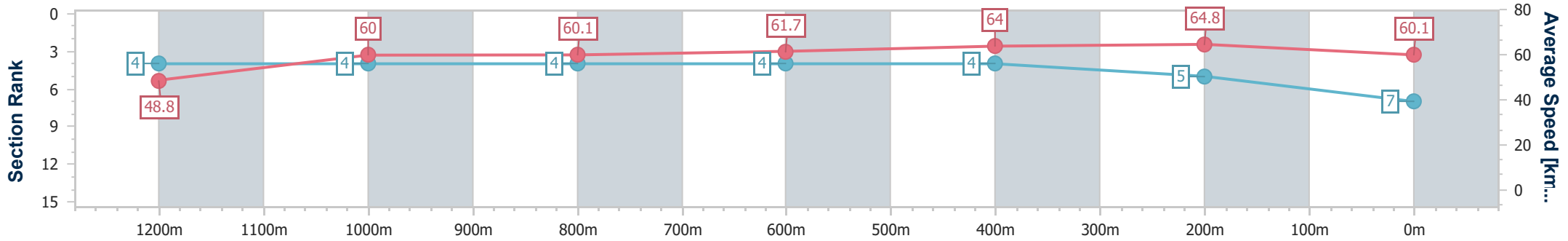


Eagle Farm QLD Professional
 Race 8: LADBROKES COMMUNITIES BENCHMARK 75
 Handicap - 1400m
 21 October 2023 - 16:03
 Track Rating: Good 4, Weather: Fine, Rail Position: +3m Entire Course



BRISBANE
 RACING CLUB

Section	Overall	1200m	1000m	800m	600m	400m	200m
Section Times	1:25.08 [7] (0:14.78)	1:10.30 [4] (0:12.03)	0:58.27 [4] (0:12.11)	0:46.16 [4] (0:11.79)	0:34.37 [4] (0:11.28)	0:23.09 [4] (0:11.13)	0:11.96 [5] (0:11.96)
Average Speed [km/h]	48.8	60.0	60.1	61.7	64.0	64.8	60.1
Top Speed [km/h]	59.1	60.5	61.0	62.3	65.9	66.0	63.4
Avg. Dist. to Rail [m]	2.3	2.6	2.1	1.9	1.4	3.9	5.0
Avg. Stride Freq. [Hz]	2.2	2.3	2.3	2.3	2.4	2.4	2.3
Avg. Stride Length [m]	6.1	7.4	7.4	7.5	7.5	7.6	7.4



- [] Ranking at each section and finish
- .-.- No data available at this section
- NA No data available



Horse/Jockey Name	Scottish Prince
Final Rank	8
Fastest Section Time (Section)	0:10.95 (400m)
Top Speed [km/h] (Section)	66.6 (400m)
Race State	Finished

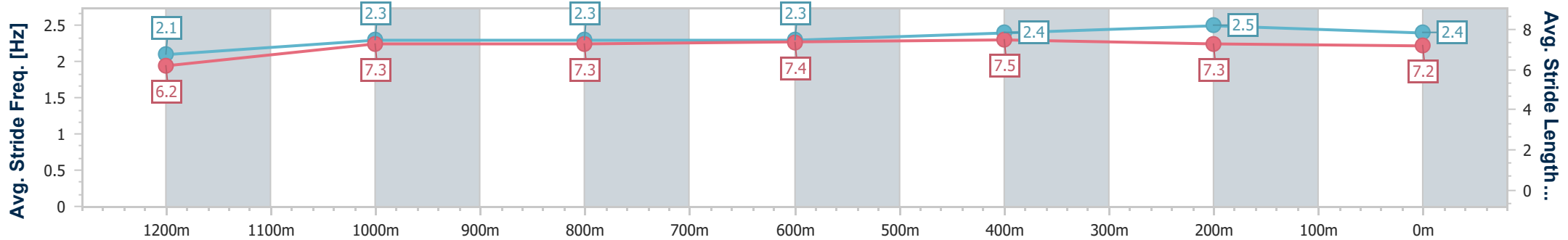
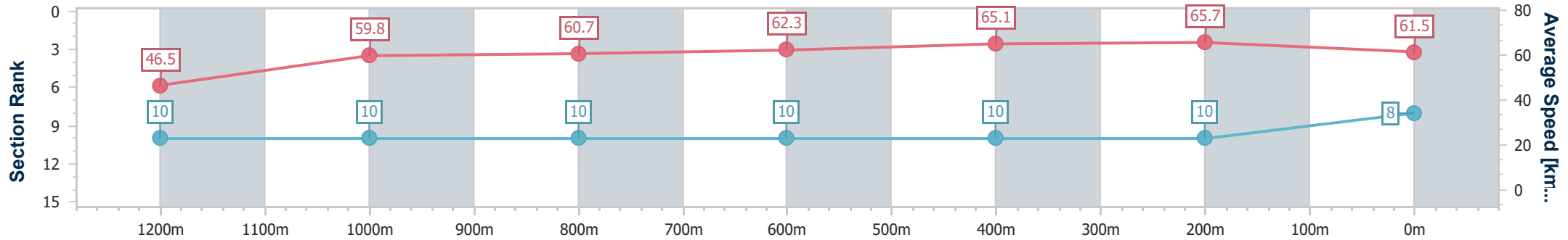


Eagle Farm QLD Professional
 Race 8: LADBROKES COMMUNITIES BENCHMARK 75
 Handicap - 1400m
 21 October 2023 - 16:03
 Track Rating: Good 4, Weather: Fine, Rail Position: +3m Entire Course



BRISBANE
 RACING CLUB

Section	Overall	1200m	1000m	800m	600m	400m	200m
Section Times	1:25.08 [8] (0:15.49)	1:09.59 [10] (0:12.05)	0:57.54 [10] (0:12.06)	0:45.48 [10] (0:11.66)	0:33.82 [10] (0:11.21)	0:22.61 [10] (0:10.95)	0:11.66 [10] (0:11.66)
Average Speed [km/h]	46.5	59.8	60.7	62.3	65.1	65.7	61.5
Top Speed [km/h]	60.1	61.9	62.0	64.0	66.4	66.6	64.4
Avg. Dist. to Rail [m]	4.6	3.1	2.4	2.1	2.9	6.9	7.8
Avg. Stride Freq. [Hz]	2.1	2.3	2.3	2.3	2.4	2.5	2.4
Avg. Stride Length [m]	6.2	7.3	7.3	7.4	7.5	7.3	7.2



- [] Ranking at each section and finish
- .-.- No data available at this section
- NA No data available



Horse/Jockey Name	Secret Tales
Final Rank	9
Fastest Section Time (Section)	0:11.02 (400m)
Top Speed [km/h] (Section)	66.6 (400m)
Race State	Finished

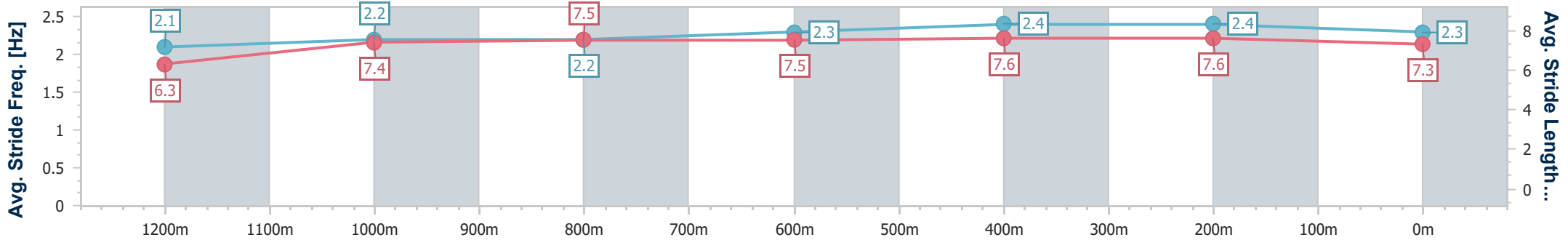
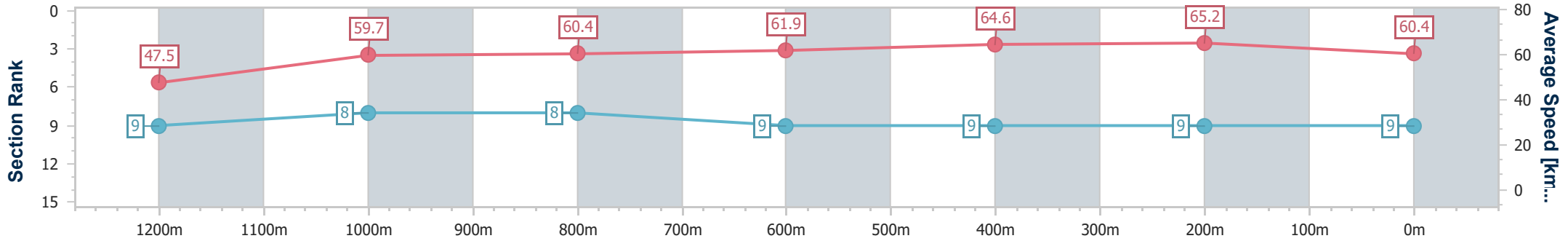


Eagle Farm QLD Professional
 Race 8: LADBROKES COMMUNITIES BENCHMARK 75
 Handicap - 1400m
 21 October 2023 - 16:03
 Track Rating: Good 4, Weather: Fine, Rail Position: +3m Entire Course



BRISBANE
 RACING CLUB

Section	Overall	1200m	1000m	800m	600m	400m	200m
Section Times	1:25.30 [9] (0:15.23)	1:10.07 [9] (0:12.06)	0:58.01 [8] (0:12.09)	0:45.92 [8] (0:11.71)	0:34.21 [9] (0:11.26)	0:22.95 [9] (0:11.02)	0:11.93 [9] (0:11.93)
Average Speed [km/h]	47.5	59.7	60.4	61.9	64.6	65.2	60.4
Top Speed [km/h]	61.2	61.4	61.4	62.7	66.2	66.6	63.3
Avg. Dist. to Rail [m]	5.0	2.9	2.6	2.0	1.4	4.0	5.5
Avg. Stride Freq. [Hz]	2.1	2.2	2.2	2.3	2.4	2.4	2.3
Avg. Stride Length [m]	6.3	7.4	7.5	7.5	7.6	7.6	7.3



- [] Ranking at each section and finish
- .-.- No data available at this section
- NA No data available



Horse/Jockey Name	Fastconi
Final Rank	10
Fastest Section Time (Section)	0:11.20 (400m)
Top Speed [km/h] (Section)	66.6 (400m)
Race State	Finished

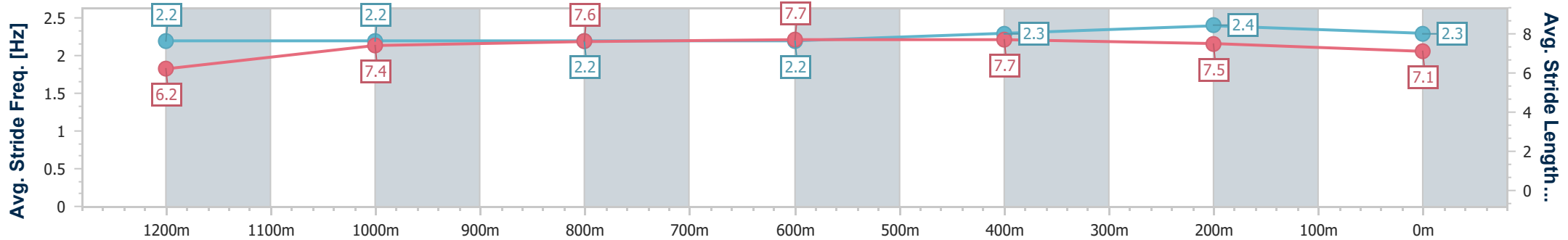
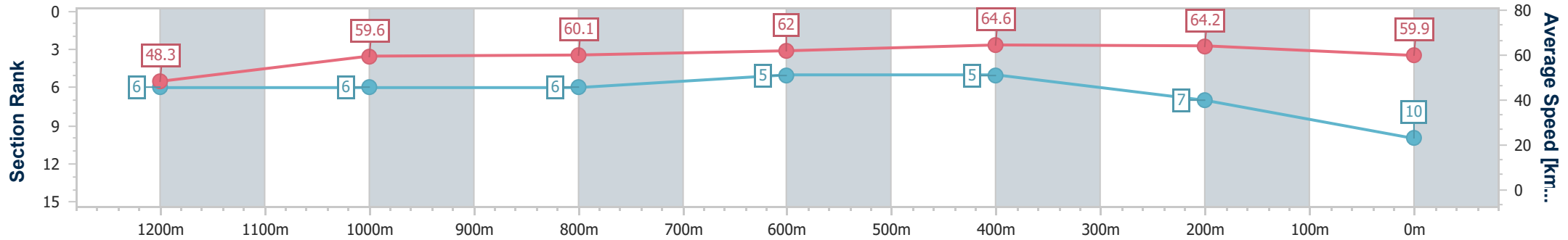


Eagle Farm QLD Professional
 Race 8: LADBROKES COMMUNITIES BENCHMARK 75
 Handicap - 1400m
 21 October 2023 - 16:03
 Track Rating: Good 4, Weather: Fine, Rail Position: +3m Entire Course



BRISBANE
 RACING CLUB

Section	Overall	1200m	1000m	800m	600m	400m	200m
Section Times	1:25.31 [10] (0:14.96)	1:10.35 [6] (0:12.08)	0:58.27 [6] (0:12.15)	0:46.12 [6] (0:11.69)	0:34.43 [5] (0:11.21)	0:23.22 [5] (0:11.20)	0:12.02 [7] (0:12.02)
Average Speed [km/h]	48.3	59.6	60.1	62.0	64.6	64.2	59.9
Top Speed [km/h]	61.2	60.6	61.1	62.6	66.4	66.6	62.5
Avg. Dist. to Rail [m]	3.0	3.1	2.6	1.2	1.4	5.2	6.6
Avg. Stride Freq. [Hz]	2.2	2.2	2.2	2.2	2.3	2.4	2.3
Avg. Stride Length [m]	6.2	7.4	7.6	7.7	7.7	7.5	7.1



- [] Ranking at each section and finish
- .-.- No data available at this section
- NA No data available