



# Eagle Farm QLD Professional

## Race 6: CLEAR TO WORK - ST RITA'S CUP OPEN - 1600m

21 October 2023 - 14:43



BRISBANE  
RACING CLUB

Track Rating: Good 4, Weather: Fine, Rail Position: +3m Entire Course

Section	Field Times	Overall	1400m	1200m	1000m	800m	600m	400m	Last 600m				
		1:35.77 (0:13.60)	1:22.17 (0:11.52)	1:10.65 (0:11.67)	0:58.98 (0:12.12)	0:46.86 (0:11.87)	0:34.99 (0:11.60)	0:23.39 (0:11.23)	0:34.99				
Rank	TAB Horse/Jockey	Barrier	Top Speed [km/h]	Fastest Section						Distance Travelled [m]			
1	4 SHIBLI James Orman	2	64.8 400m	0:11.19 400m	1:35.77 [1] (0:13.95)	1:21.82 [5] (0:11.54)	1:10.28 [5] (0:11.64)	0:58.64 [4] (0:11.96)	0:46.68 [3] (0:11.92)	0:34.76 [3] (0:11.46)	0:23.30 [3] (0:11.19)	0:34.76	
2	1 GREAT HOUSE Damien Thornton	6	65.9 400m	0:11.15 400m	1:35.84 [2] (0:14.28)	1:21.56 [7] (0:11.59)	1:09.97 [7] (0:11.71)	0:58.26 [7] (0:12.11)	0:46.15 [7] (0:11.80)	0:34.35 [8] (0:11.40)	0:22.95 [8] (0:11.15)	0:34.35	+8
3	5 STUTTERING Ben Thompson	10	65.2 400m	0:11.30 400m	1:35.90 [3] (0:13.74)	1:22.16 [3] (0:11.54)	1:10.62 [3] (0:11.54)	0:59.08 [2] (0:12.11)	0:46.97 [2] (0:11.95)	0:35.02 [2] (0:11.50)	0:23.52 [1] (0:11.30)	0:35.02	+9
4	6 QUALITY TIME Mark Du Plessis	5	66.1 400m	0:11.20 400m	1:36.03 [4] (0:13.76)	1:22.27 [4] (0:11.69)	1:10.58 [4] (0:11.77)	0:58.81 [5] (0:12.19)	0:46.62 [5] (0:11.93)	0:34.69 [6] (0:11.37)	0:23.32 [7] (0:11.20)	0:34.69	+8
5	8 NOAH 'N' A DEEL Sean Cormack	1	66.4 600m	0:11.25 600m	1:36.11 [5] (0:14.46)	1:21.65 [8] (0:11.59)	1:10.06 [8] (0:11.70)	0:58.36 [8] (0:12.11)	0:46.25 [8] (0:11.53)	0:34.72 [7] (0:11.25)	0:23.47 [6] (0:11.27)	0:34.72	+12
6	2 TUMBLER RIDGE Boris Thornton	8	65.4 400m	0:11.23 400m	1:36.14 [6] (0:13.60)	1:22.54 [1] (0:11.59)	1:10.95 [2] (0:11.84)	0:59.11 [3] (0:12.15)	0:46.96 [4] (0:11.88)	0:35.08 [4] (0:11.48)	0:23.60 [5] (0:11.23)	0:35.08	+9
7	9 GAVE US UP Angela Jones	4	65.3 Overall	0:11.42 400m	1:36.26 [7] (0:13.66)	1:22.60 [2] (0:11.46)	1:11.14 [1] (0:11.67)	0:59.47 [1] (0:12.12)	0:47.35 [1] (0:11.87)	0:35.48 [1] (0:11.73)	0:23.75 [4] (0:11.42)	0:35.48	+8
8	7 MAGIC CHARLEE Cejay Graham	9	66.7 400m	0:11.11 600m	1:36.35 [8] (0:14.01)	1:22.34 [6] (0:11.72)	1:10.62 [6] (0:11.75)	0:58.87 [6] (0:12.15)	0:46.72 [6] (0:11.68)	0:35.04 [5] (0:11.11)	0:23.93 [2] (0:11.19)	0:35.04	+10

Scratched: Bullfinch (#3), Chatty Lady (#10)

[ ] Ranking at each section and finish  
 -:-:- No data available at this section  
 NA No data available

SCN Saddle cloth number  
 DNF Did not finish  
 DNT Did not track



# Eagle Farm QLD Professional

## Race 6: CLEAR TO WORK - ST RITA'S CUP OPEN - 1600m

21 October 2023 - 14:43



BRISBANE  
RACING CLUB

Track Rating: Good 4, Weather: Fine, Rail Position: +3m Entire Course

Section							200m			Last 600m
Field Times							0:12.16			0:34.99
Rank	TAB	Horse/Jockey	Barrier	Top Speed [km/h]	Fastest Section	Margin				Distance Travelled [m]
1	4	SHIBLI James Orman	2	64.8 400m	0:11.19 400m	0:12.11 [2] (0:12.11)	1:35.77		0:34.76	
2	1	GREAT HOUSE Damien Thornton	6	65.9 400m	0:11.15 400m	0:11.80 [8] (0:11.80)	0.42L		0:34.35	+8
3	5	STUTTERING Ben Thompson	10	65.2 400m	0:11.30 400m	0:12.22 [3] (0:12.22)	0.75L		0:35.02	+9
4	6	QUALITY TIME Mark Du Plessis	5	66.1 400m	0:11.20 400m	0:12.12 [5] (0:12.12)	1.51L		0:34.69	+8
5	8	NOAH 'N' A DEEL Sean Cormack	1	66.4 600m	0:11.25 600m	0:12.20 [5] (0:12.20)	1.99L		0:34.72	+12
6	2	TUMBLER RIDGE Boris Thornton	8	65.4 400m	0:11.23 400m	0:12.37 [4] (0:12.37)	2.15L		0:35.08	+9
7	9	GAVE US UP Angela Jones	4	65.3 Overall	0:11.42 400m	0:12.33 [7] (0:12.33)	2.88L		0:35.48	+8
8	7	MAGIC CHARLEE Cejay Graham	9	66.7 400m	0:11.11 600m	0:12.74 [1] (0:12.74)	3.37L		0:35.04	+10

Scratched: Bullfinch (#3), Chatty Lady (#10)



Horse/Jockey Name	Shibli
Final Rank	1
Fastest Section Time (Section)	0:11.19 (400m)
Top Speed [km/h] (Section)	64.8 (400m)
Race State	Finished



Eagle Farm QLD Professional

Race 6: CLEAR TO WORK - ST RITA'S CUP OPEN - 1600m

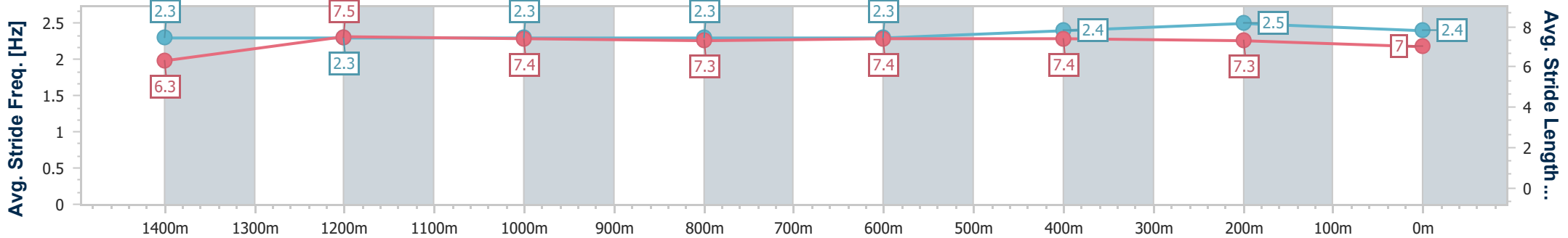
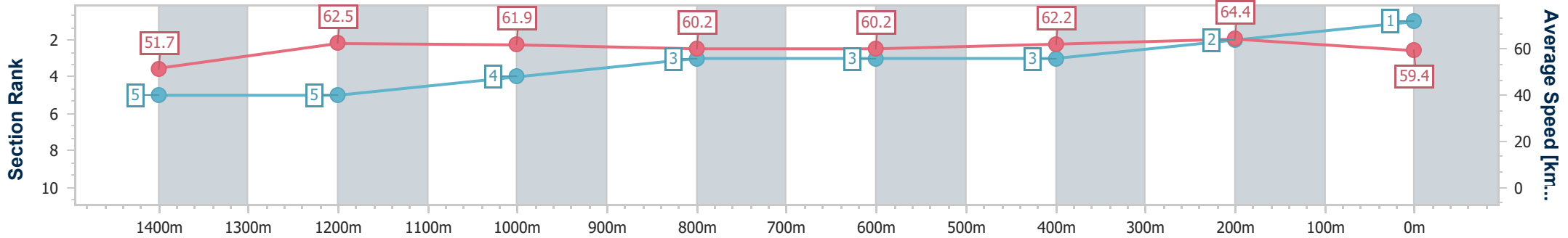
21 October 2023 - 14:43

Track Rating: Good 4, Weather: Fine, Rail Position: +3m Entire Course



BRISBANE RACING CLUB

Section	Overall	1400m	1200m	1000m	800m	600m	400m	200m
Section Times	1:35.77 [1] (0:13.95)	1:21.82 [5] (0:11.54)	1:10.28 [5] (0:11.64)	0:58.64 [4] (0:11.96)	0:46.68 [3] (0:11.92)	0:34.76 [3] (0:11.46)	0:23.30 [3] (0:11.19)	0:12.11 [2] (0:12.11)
Average Speed [km/h]	51.7	62.5	61.9	60.2	60.2	62.2	64.4	59.4
Top Speed [km/h]	63.8	63.8	63.1	60.8	60.9	64.7	64.8	63.1
Avg. Dist. to Rail [m]	7.3	0.3	0.2	0.2	0.5	1.7	0.9	0.4
Avg. Stride Freq. [Hz]	2.3	2.3	2.3	2.3	2.3	2.4	2.5	2.4
Avg. Stride Length [m]	6.3	7.5	7.4	7.3	7.4	7.4	7.3	7.0



- [ ] Ranking at each section and finish
- .-.- No data available at this section
- NA No data available



Horse/Jockey Name	Great House
Final Rank	2
Fastest Section Time (Section)	0:11.15 (400m)
Top Speed [km/h] (Section)	65.9 (400m)
Race State	Finished



### Eagle Farm QLD Professional

Race 6: CLEAR TO WORK - ST RITA'S CUP OPEN - 1600m

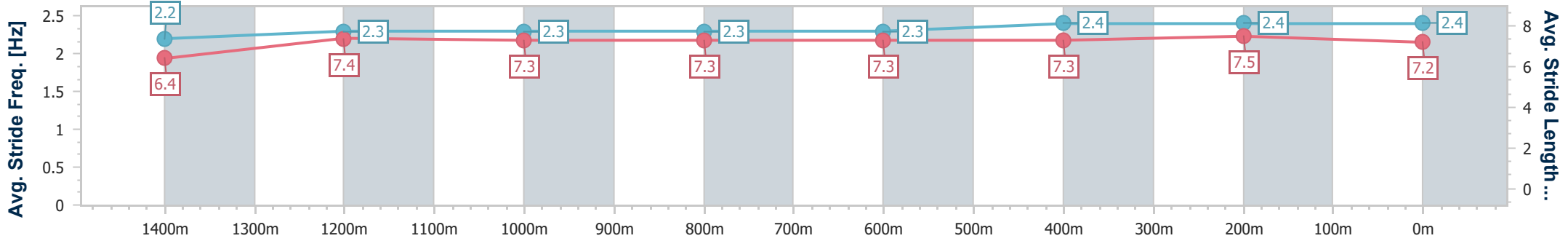
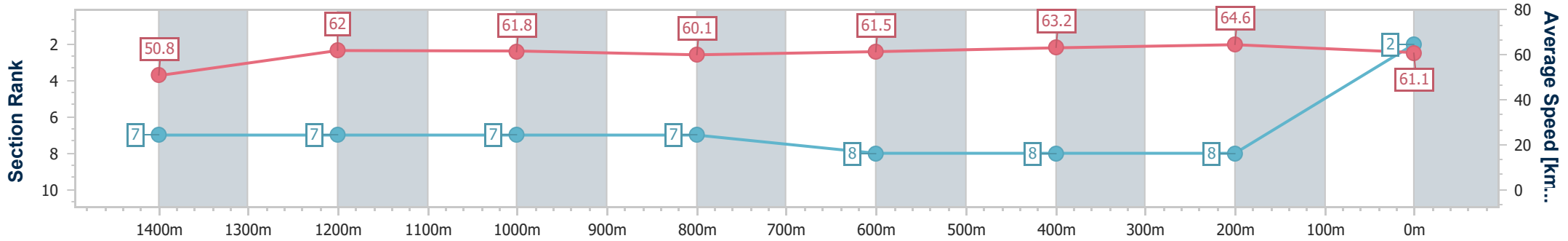
21 October 2023 - 14:43

Track Rating: Good 4, Weather: Fine, Rail Position: +3m Entire Course



BRISBANE RACING CLUB

Section	Overall	1400m	1200m	1000m	800m	600m	400m	200m
Section Times	1:35.84 [2] (0:14.28)	1:21.56 [7] (0:11.59)	1:09.97 [7] (0:11.71)	0:58.26 [7] (0:12.11)	0:46.15 [7] (0:11.80)	0:34.35 [8] (0:11.40)	0:22.95 [8] (0:11.15)	0:11.80 [8] (0:11.80)
Average Speed [km/h]	50.8	62.0	61.8	60.1	61.5	63.2	64.6	61.1
Top Speed [km/h]	62.4	63.3	62.5	60.9	63.3	65.0	65.9	62.9
Avg. Dist. to Rail [m]	9.6	1.9	2.0	2.5	1.6	0.8	3.2	4.2
Avg. Stride Freq. [Hz]	2.2	2.3	2.3	2.3	2.3	2.4	2.4	2.4
Avg. Stride Length [m]	6.4	7.4	7.3	7.3	7.3	7.3	7.5	7.2



- [ ] Ranking at each section and finish
- .-.- No data available at this section
- NA No data available



Horse/Jockey Name	Stuttering
Final Rank	3
Fastest Section Time (Section)	0:11.30 (400m)
Top Speed [km/h] (Section)	65.2 (400m)
Race State	Finished



### Eagle Farm QLD Professional

Race 6: CLEAR TO WORK - ST RITA'S CUP OPEN - 1600m

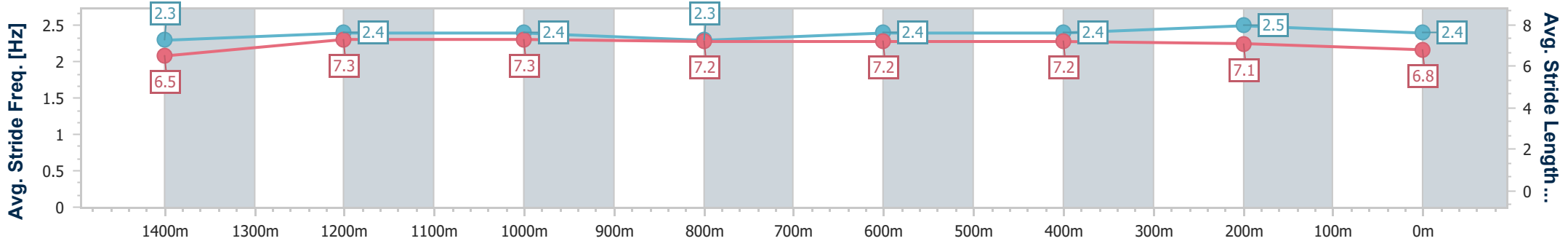
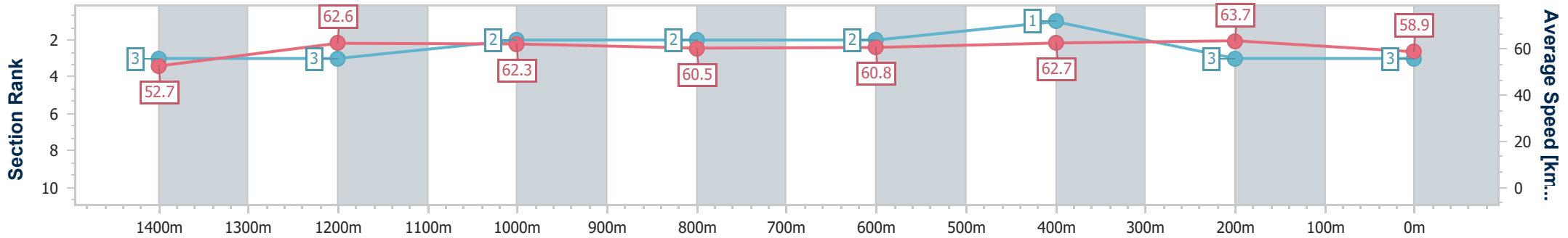
21 October 2023 - 14:43

Track Rating: Good 4, Weather: Fine, Rail Position: +3m Entire Course



BRISBANE RACING CLUB

Section	Overall	1400m	1200m	1000m	800m	600m	400m	200m
Section Times	1:35.90 [3] (0:13.74)	1:22.16 [3] (0:11.54)	1:10.62 [3] (0:11.54)	0:59.08 [2] (0:12.11)	0:46.97 [2] (0:11.95)	0:35.02 [2] (0:11.50)	0:23.52 [1] (0:11.30)	0:12.22 [3] (0:12.22)
Average Speed [km/h]	52.7	62.6	62.3	60.5	60.8	62.7	63.7	58.9
Top Speed [km/h]	64.0	63.9	63.1	61.3	62.7	64.9	65.2	62.6
Avg. Dist. to Rail [m]	12.7	3.6	4.0	2.8	2.1	0.5	1.4	2.0
Avg. Stride Freq. [Hz]	2.3	2.4	2.4	2.3	2.4	2.4	2.5	2.4
Avg. Stride Length [m]	6.5	7.3	7.3	7.2	7.2	7.2	7.1	6.8



- [ ] Ranking at each section and finish
- .-.- No data available at this section
- NA No data available



Horse/Jockey Name	Quality Time
Final Rank	4
Fastest Section Time (Section)	0:11.20 (400m)
Top Speed [km/h] (Section)	66.1 (400m)
Race State	Finished



Eagle Farm QLD Professional

Race 6: CLEAR TO WORK - ST RITA'S CUP OPEN - 1600m

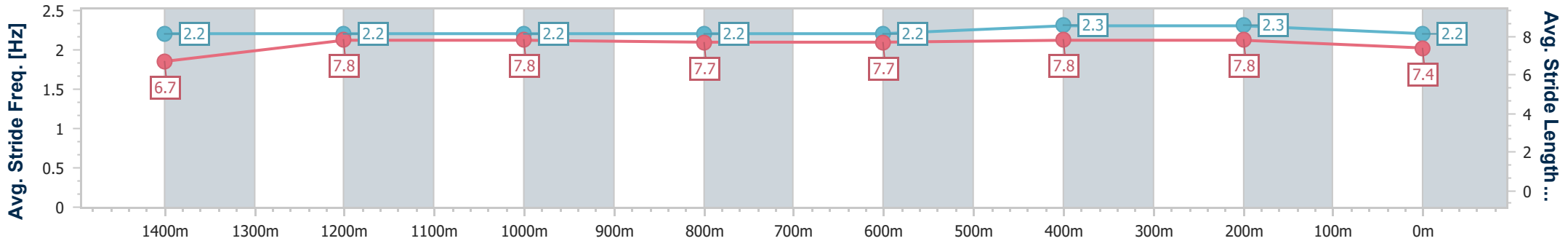
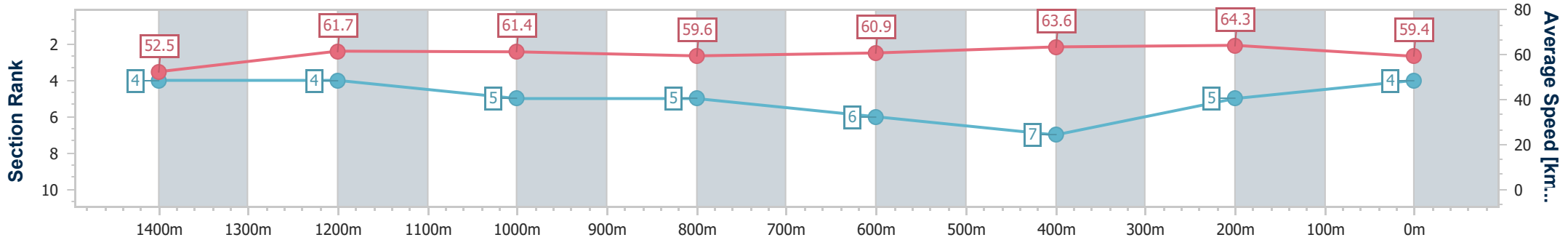
21 October 2023 - 14:43

Track Rating: Good 4, Weather: Fine, Rail Position: +3m Entire Course



BRISBANE RACING CLUB

Section	Overall	1400m	1200m	1000m	800m	600m	400m	200m
Section Times	1:36.03 [4] (0:13.76)	1:22.27 [4] (0:11.69)	1:10.58 [4] (0:11.77)	0:58.81 [5] (0:12.19)	0:46.62 [5] (0:11.93)	0:34.69 [6] (0:11.37)	0:23.32 [7] (0:11.20)	0:12.12 [5] (0:12.12)
Average Speed [km/h]	52.5	61.7	61.4	59.6	60.9	63.6	64.3	59.4
Top Speed [km/h]	63.2	63.1	62.8	60.3	62.6	65.6	66.1	62.4
Avg. Dist. to Rail [m]	9.0	2.2	2.2	2.4	1.4	1.5	6.2	7.3
Avg. Stride Freq. [Hz]	2.2	2.2	2.2	2.2	2.2	2.3	2.3	2.2
Avg. Stride Length [m]	6.7	7.8	7.8	7.7	7.7	7.8	7.8	7.4



- [ ] Ranking at each section and finish
- .-.- No data available at this section
- NA No data available



Horse/Jockey Name	Noah 'N' A Deel
Final Rank	5
Fastest Section Time (Section)	0:11.25 (600m)
Top Speed [km/h] (Section)	66.4 (600m)
Race State	Finished



### Eagle Farm QLD Professional

Race 6: CLEAR TO WORK - ST RITA'S CUP OPEN - 1600m

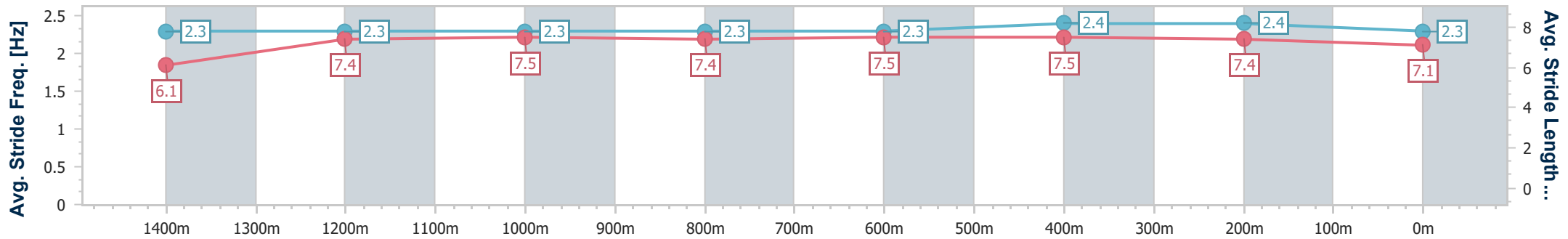
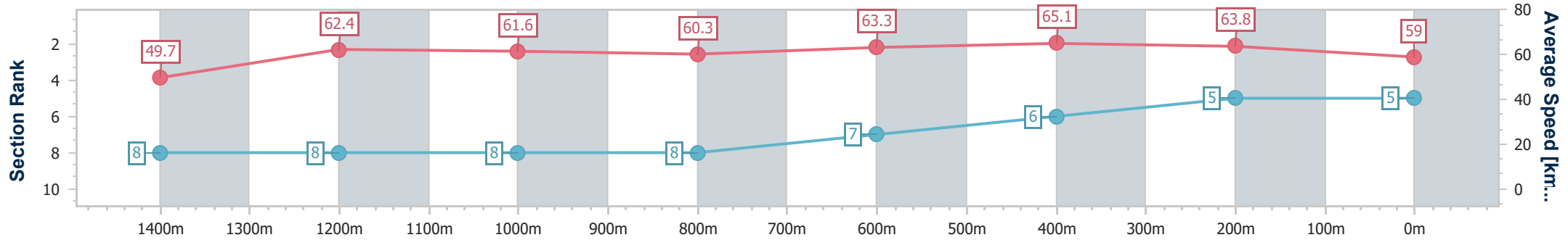
21 October 2023 - 14:43

Track Rating: Good 4, Weather: Fine, Rail Position: +3m Entire Course



BRISBANE RACING CLUB

Section	Overall	1400m	1200m	1000m	800m	600m	400m	200m
Section Times	1:36.11 [5] (0:14.46)	1:21.65 [8] (0:11.59)	1:10.06 [8] (0:11.70)	0:58.36 [8] (0:12.11)	0:46.25 [8] (0:11.53)	0:34.72 [7] (0:11.25)	0:23.47 [6] (0:11.27)	0:12.20 [5] (0:12.20)
Average Speed [km/h]	49.7	62.4	61.6	60.3	63.3	65.1	63.8	59.0
Top Speed [km/h]	62.9	63.2	62.3	61.1	65.8	66.4	65.4	61.8
Avg. Dist. to Rail [m]	8.4	2.8	2.8	3.0	2.6	3.4	6.8	8.8
Avg. Stride Freq. [Hz]	2.3	2.3	2.3	2.3	2.3	2.4	2.4	2.3
Avg. Stride Length [m]	6.1	7.4	7.5	7.4	7.5	7.5	7.4	7.1



- [ ] Ranking at each section and finish
- .-.- No data available at this section
- NA No data available



Horse/Jockey Name	Tumbler Ridge
Final Rank	6
Fastest Section Time (Section)	0:11.23 (400m)
Top Speed [km/h] (Section)	65.4 (400m)
Race State	Finished



Eagle Farm QLD Professional

Race 6: CLEAR TO WORK - ST RITA'S CUP OPEN - 1600m

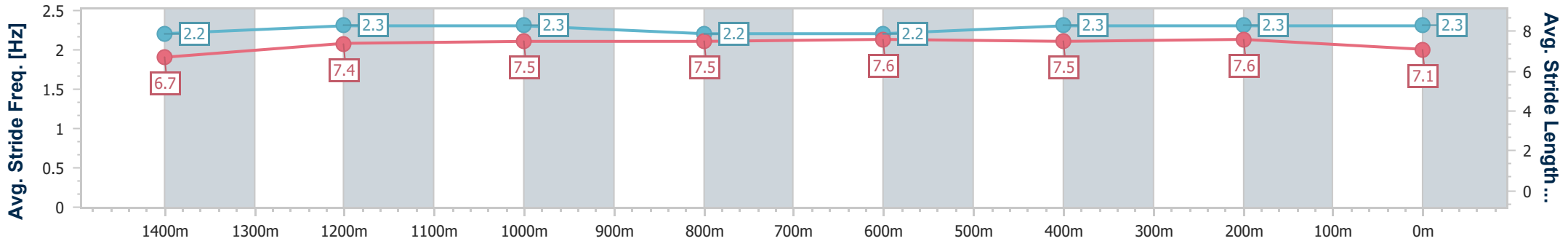
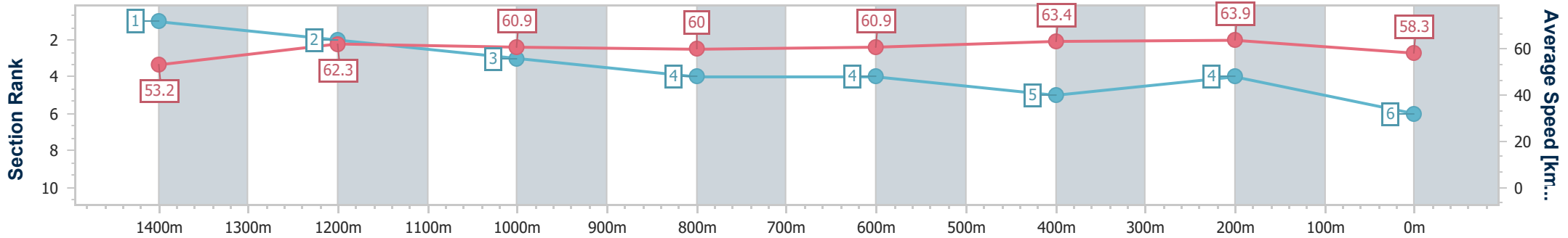
21 October 2023 - 14:43

Track Rating: Good 4, Weather: Fine, Rail Position: +3m Entire Course



BRISBANE RACING CLUB

Section	Overall	1400m	1200m	1000m	800m	600m	400m	200m
Section Times	1:36.14 [6] (0:13.60)	1:22.54 [1] (0:11.59)	1:10.95 [2] (0:11.84)	0:59.11 [3] (0:12.15)	0:46.96 [4] (0:11.88)	0:35.08 [4] (0:11.48)	0:23.60 [5] (0:11.23)	0:12.37 [4] (0:12.37)
Average Speed [km/h]	53.2	62.3	60.9	60.0	60.9	63.4	63.9	58.3
Top Speed [km/h]	64.2	63.5	61.8	60.8	62.2	64.9	65.4	62.0
Avg. Dist. to Rail [m]	10.4	2.4	2.7	2.6	1.4	2.2	5.3	5.5
Avg. Stride Freq. [Hz]	2.2	2.3	2.3	2.2	2.2	2.3	2.3	2.3
Avg. Stride Length [m]	6.7	7.4	7.5	7.5	7.6	7.5	7.6	7.1



- [ ] Ranking at each section and finish
- .-.- No data available at this section
- NA No data available





Horse/Jockey Name	Gave Us Up
Final Rank	7
Fastest Section Time (Section)	0:11.42 (400m)
Top Speed [km/h] (Section)	65.3 (Overall)
Race State	Finished



### Eagle Farm QLD Professional

Race 6: CLEAR TO WORK - ST RITA'S CUP OPEN - 1600m

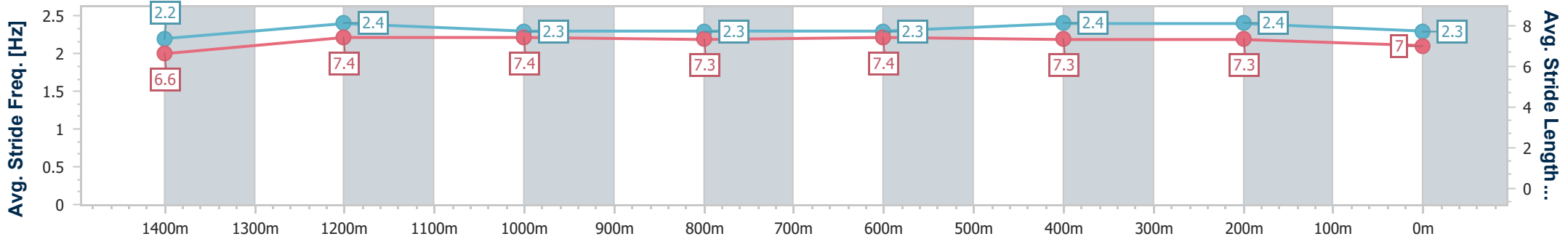
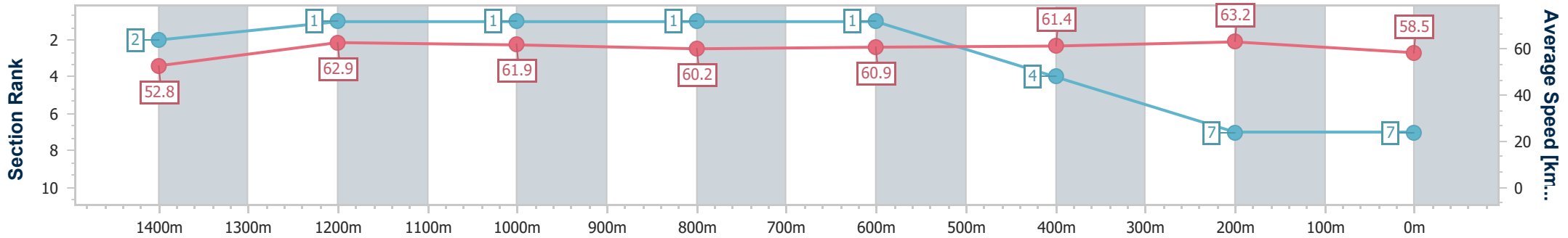
21 October 2023 - 14:43

Track Rating: Good 4, Weather: Fine, Rail Position: +3m Entire Course



BRISBANE RACING CLUB

Section	Overall	1400m	1200m	1000m	800m	600m	400m	200m
Section Times	1:36.26 [7] (0:13.66)	1:22.60 [2] (0:11.46)	1:11.14 [1] (0:11.67)	0:59.47 [1] (0:12.12)	0:47.35 [1] (0:11.87)	0:35.48 [1] (0:11.73)	0:23.75 [4] (0:11.42)	0:12.33 [7] (0:12.33)
Average Speed [km/h]	52.8	62.9	61.9	60.2	60.9	61.4	63.2	58.5
Top Speed [km/h]	65.3	65.1	63.0	61.3	62.1	64.4	65.0	61.3
Avg. Dist. to Rail [m]	8.4	2.3	3.1	2.8	1.0	1.1	3.0	1.5
Avg. Stride Freq. [Hz]	2.2	2.4	2.3	2.3	2.3	2.4	2.4	2.3
Avg. Stride Length [m]	6.6	7.4	7.4	7.3	7.4	7.3	7.3	7.0



- [ ] Ranking at each section and finish
- .-.- No data available at this section
- NA No data available



Horse/Jockey Name	Magic Charlee
Final Rank	8
Fastest Section Time (Section)	0:11.11 (600m)
Top Speed [km/h] (Section)	66.7 (400m)
Race State	Finished



Eagle Farm QLD Professional

Race 6: CLEAR TO WORK - ST RITA'S CUP OPEN - 1600m

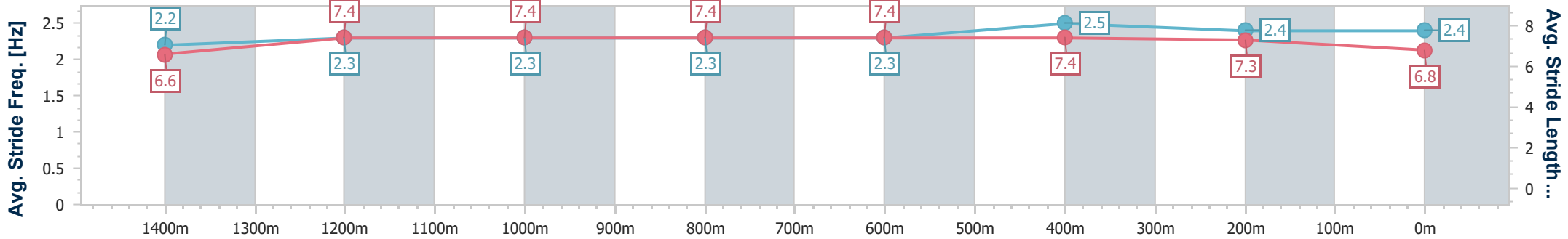
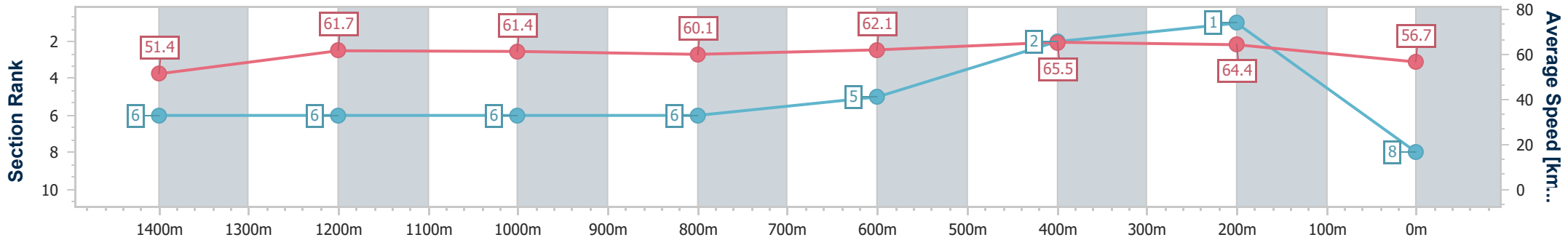
21 October 2023 - 14:43

Track Rating: Good 4, Weather: Fine, Rail Position: +3m Entire Course



BRISBANE RACING CLUB

Section	Overall	1400m	1200m	1000m	800m	600m	400m	200m
Section Times	1:36.35 [8] (0:14.01)	1:22.34 [6] (0:11.72)	1:10.62 [6] (0:11.75)	0:58.87 [6] (0:12.15)	0:46.72 [6] (0:11.68)	0:35.04 [5] (0:11.11)	0:23.93 [2] (0:11.19)	0:12.74 [1] (0:12.74)
Average Speed [km/h]	51.4	61.7	61.4	60.1	62.1	65.5	64.4	56.7
Top Speed [km/h]	65.1	64.2	62.2	61.1	66.4	66.6	66.7	61.1
Avg. Dist. to Rail [m]	10.1	1.7	2.0	2.8	2.1	2.4	4.7	5.6
Avg. Stride Freq. [Hz]	2.2	2.3	2.3	2.3	2.3	2.5	2.4	2.4
Avg. Stride Length [m]	6.6	7.4	7.4	7.4	7.4	7.4	7.3	6.8



- [ ] Ranking at each section and finish
- .-.- No data available at this section
- NA No data available