



Eagle Farm QLD Professional
Race 1: ROAD TO MAGIC MILLIONS ON SALE NOW BENCHMARK 90
Handicap - 2212m
21 October 2023 - 11:44



BRISBANE
RACING CLUB

Track Rating: Good 4, Weather: Fine, Rail Position: +3m Entire Course

Section														
Field Times	Overall	2000m	1800m	1600m	1400m	1200m	1000m	Last 600m						
	2:17.49 (0:15.28)	2:02.21 (0:12.01)	1:50.20 (0:12.57)	1:37.63 (0:11.68)	1:25.95 (0:12.24)	1:13.71 (0:12.61)	1:01.10 (0:12.90)	0:35.91						
Rank	TAB	Horse/Jockey	Barrier	Top Speed [km/h]	Fastest Section								Distance Travelled [m]	
1	3	DARK DREAM Ryan Maloney	9	64.2	0:11.68	2:17.49 [1] (0:15.30)	2:02.19 [2] (0:11.99)	1:50.20 [2] (0:12.57)	1:37.63 [2] (0:11.68)	1:25.95 [1] (0:12.24)	1:13.71 [1] (0:12.61)	1:01.10 [1] (0:12.90)	0:35.91	
2	6	RED WAVE Cejay Graham	7	64.4	0:11.61	2:17.56 [2] (0:15.56)	2:02.00 [5] (0:12.13)	1:49.87 [4] (0:12.71)	1:37.16 [4] (0:11.77)	1:25.39 [4] (0:12.13)	1:13.26 [4] (0:12.66)	1:00.60 [5] (0:12.80)	0:35.70	+7
3	4	LINTHORPE LAD Robbie Dolan	5	64.3	0:11.69	2:18.00 [3] (0:15.53)	2:02.47 [4] (0:12.32)	1:50.15 [5] (0:12.75)	1:37.40 [6] (0:11.88)	1:25.52 [6] (0:11.98)	1:13.54 [6] (0:12.68)	1:00.86 [6] (0:12.75)	0:36.06	+1
4	1	BONNY EZRA James Orman	8	63.8	0:11.71	2:18.35 [4] (0:15.84)	2:02.51 [7] (0:12.32)	1:50.19 [7] (0:12.84)	1:37.35 [7] (0:12.10)	1:25.25 [7] (0:11.71)	1:13.54 [7] (0:12.63)	1:00.91 [7] (0:12.72)	0:36.20	+5
5	8	TAPILDOODLEDO Damien Thornton	4	63.1	0:11.61	2:18.40 [5] (0:16.43)	2:01.97 [9] (0:12.46)	1:49.51 [9] (0:12.51)	1:37.00 [9] (0:12.11)	1:24.89 [8] (0:11.61)	1:13.28 [8] (0:12.55)	1:00.73 [8] (0:12.56)	0:36.09	-3
6	7	SAYL Shannon Apthorpe	1	63.4	0:11.87	2:18.51 [6] (0:15.50)	2:03.01 [3] (0:12.16)	1:50.85 [3] (0:12.60)	1:38.25 [3] (0:11.90)	1:26.35 [3] (0:12.06)	1:14.29 [3] (0:12.60)	1:01.69 [3] (0:12.82)	0:36.60	-6
7	5	BAANONE Angela Jones	2	63.8	0:11.71	2:18.53 [7] (0:15.81)	2:02.72 [6] (0:12.11)	1:50.61 [6] (0:12.58)	1:38.03 [5] (0:11.94)	1:26.09 [5] (0:11.96)	1:14.13 [5] (0:12.56)	1:01.57 [4] (0:12.84)	0:36.37	+0
8	2	TAPPY'S LAD Ben Thompson	6	64.2	0:11.60	2:19.31 [8] (0:16.07)	2:03.24 [8] (0:12.48)	1:50.76 [8] (0:12.75)	1:38.01 [8] (0:12.28)	1:25.73 [9] (0:11.60)	1:14.13 [9] (0:12.58)	1:01.55 [9] (0:12.50)	0:37.12	+6
9	9	BEFOREHAND Taylor Marshall	3	62.2	0:11.96	2:23.00 [9] (0:15.28)	2:07.72 [1] (0:12.01)	1:55.71 [1] (0:12.57)	1:43.14 [1] (0:11.96)	1:31.18 [2] (0:12.20)	1:18.98 [2] (0:12.65)	1:06.33 [2] (0:12.80)	0:41.14	-4

[] Ranking at each section and finish
 -:-:- No data available at this section
 NA No data available

SCN Saddle cloth number
 DNF Did not finish
 DNT Did not track



Eagle Farm QLD Professional
Race 1: ROAD TO MAGIC MILLIONS ON SALE NOW BENCHMARK 90
Handicap - 2212m
21 October 2023 - 11:44



Track Rating: Good 4, Weather: Fine, Rail Position: +3m Entire Course

Section									Last 600m		
Field Times									0:35.91		
		800m	600m	400m	200m						
		0:48.20 (0:12.29)	0:35.91 (0:11.73)	0:24.18 (0:11.75)	0:12.43 (0:12.43)						
Rank	TAB Horse/Jockey	Barrier	Top Speed [km/h]	Fastest Section	Margin					Distance Travelled [m]	
1	3 DARK DREAM Ryan Maloney	9	64.2 1600m	0:11.68 1600m	0:48.20 [1] (0:12.29)	0:35.91 [1] (0:11.73)	0:24.18 [1] (0:11.75)	0:12.43 [1] (0:12.43)	2:17.49	0:35.91	
2	6 RED WAVE Cejay Graham	7	64.4 1600m	0:11.61 400m	0:47.80 [4] (0:12.10)	0:35.70 [3] (0:11.63)	0:24.07 [2] (0:11.61)	0:12.46 [2] (0:12.46)	0.42L	0:35.70	+7
3	4 LINTHORPE LAD Robbie Dolan	5	64.3 1600m	0:11.69 400m	0:48.11 [6] (0:12.05)	0:36.06 [5] (0:11.70)	0:24.36 [3] (0:11.69)	0:12.67 [3] (0:12.67)	3.01L	0:36.06	+1
4	1 BONNY EZRA James Orman	8	63.8 1400m	0:11.71 1400m	0:48.19 [7] (0:11.99)	0:36.20 [6] (0:11.73)	0:24.47 [5] (0:11.75)	0:12.72 [4] (0:12.72)	5.07L	0:36.20	+5
5	8 TAPILDOODLEDO Damien Thornton	4	63.1 1400m	0:11.61 1400m	0:48.17 [8] (0:12.08)	0:36.09 [9] (0:11.73)	0:24.36 [7] (0:11.75)	0:12.61 [7] (0:12.61)	5.39L	0:36.09	-3
6	7 SAYL Shannon Apthorpe	1	63.4 1600m	0:11.87 600m	0:48.87 [3] (0:12.27)	0:36.60 [4] (0:11.87)	0:24.73 [4] (0:11.90)	0:12.83 [6] (0:12.83)	6.01L	0:36.60	-6
7	5 BAANONE Angela Jones	2	63.8 1600m	0:11.71 400m	0:48.73 [5] (0:12.36)	0:36.37 [7] (0:11.77)	0:24.60 [6] (0:11.71)	0:12.89 [5] (0:12.89)	6.16L	0:36.37	+0
8	2 TAPPY'S LAD Ben Thompson	6	64.2 1400m	0:11.60 1400m	0:49.05 [9] (0:11.93)	0:37.12 [8] (0:11.99)	0:25.13 [9] (0:12.11)	0:13.02 [8] (0:13.02)	10.75L	0:37.12	+6
9	9 BEFOREHAND Taylor Marshall	3	62.2 1600m	0:11.96 1600m	0:53.53 [2] (0:12.39)	0:41.14 [2] (0:12.20)	0:28.94 [8] (0:13.29)	0:15.65 [9] (0:15.65)	32.46L	0:41.14	-4

[] Ranking at each section and finish
 -:-:- No data available at this section
 NA No data available

SCN Saddle cloth number
 DNF Did not finish
 DNT Did not track



Horse/Jockey Name	Dark Dream
Final Rank	1
Fastest Section Time (Section)	0:11.68 (1600m)
Top Speed [km/h] (Section)	64.2 (1600m)
Race State	Finished

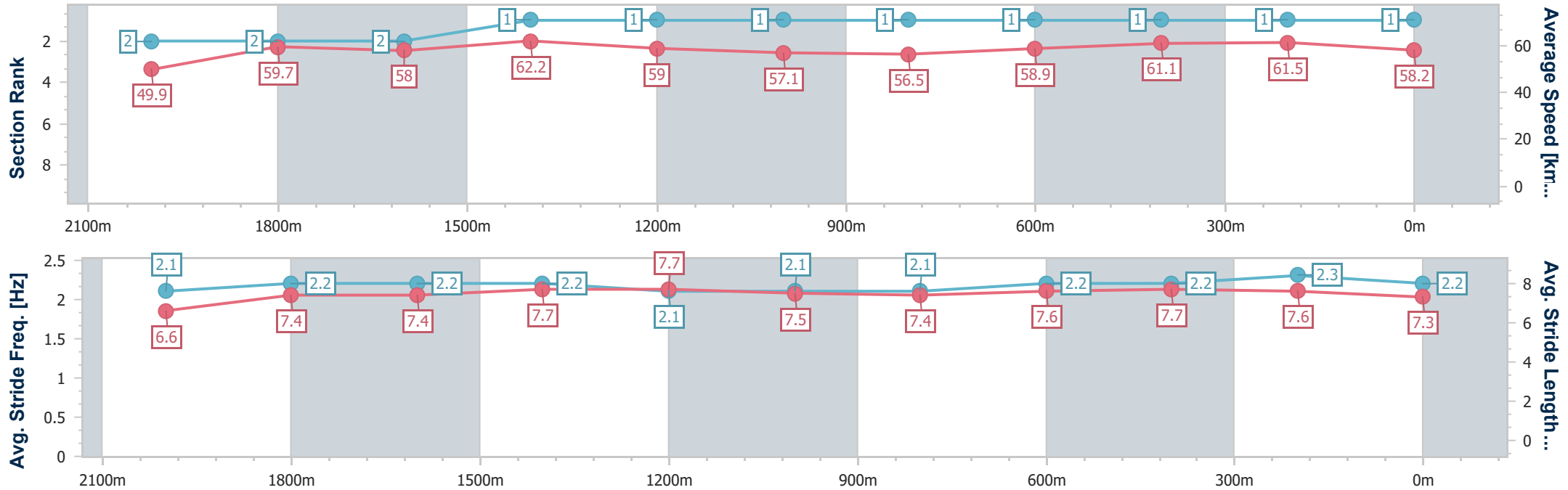


Eagle Farm QLD Professional
 Race 1: ROAD TO MAGIC MILLIONS ON SALE NOW
 BENCHMARK 90 Handicap - 2212m
 21 October 2023 - 11:44
 Track Rating: Good 4, Weather: Fine, Rail Position: +3m Entire Course



BRISBANE
 RACING CLUB

Section	Overall	2000m	1800m	1600m	1400m	1200m	1000m	800m	600m	400m	200m
Section Times	2:17.49 [1] (0:15.30)	2:02.19 [2] (0:11.99)	1:50.20 [2] (0:12.57)	1:37.63 [2] (0:11.68)	1:25.95 [1] (0:12.24)	1:13.71 [1] (0:12.61)	1:01.10 [1] (0:12.90)	0:48.20 [1] (0:12.29)	0:35.91 [1] (0:11.73)	0:24.18 [1] (0:11.75)	0:12.43 [1] (0:12.43)
Average Speed [km/h]	49.9	59.7	58.0	62.2	59.0	57.1	56.5	58.9	61.1	61.5	58.2
Top Speed [km/h]	60.8	61.2	59.4	64.2	60.9	57.6	58.0	61.9	62.3	62.0	60.9
Avg. Dist. to Rail [m]	4.2	1.2	2.0	3.1	2.3	2.5	2.0	1.4	0.5	0.3	0.5
Avg. Stride Freq. [Hz]	2.1	2.2	2.2	2.2	2.1	2.1	2.1	2.2	2.2	2.3	2.2
Avg. Stride Length [m]	6.6	7.4	7.4	7.7	7.7	7.5	7.4	7.6	7.7	7.6	7.3



- [] Ranking at each section and finish
- .-.- No data available at this section
- NA No data available



Horse/Jockey Name	Red Wave
Final Rank	2
Fastest Section Time (Section)	0:11.61 (400m)
Top Speed [km/h] (Section)	64.4 (1600m)
Race State	Finished

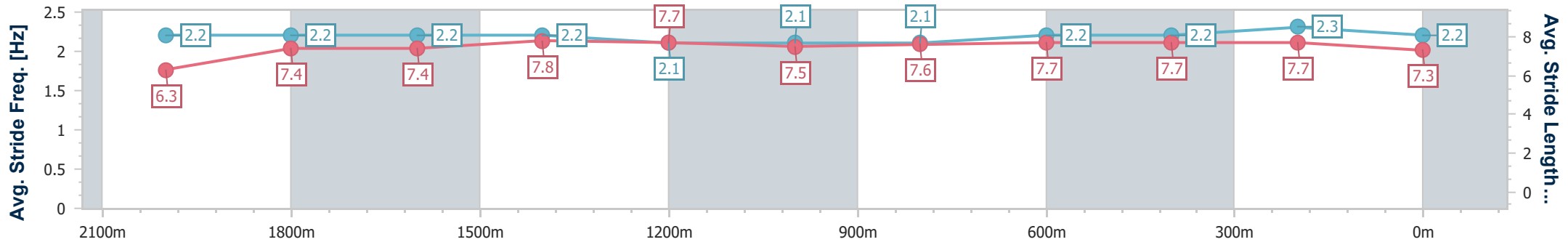
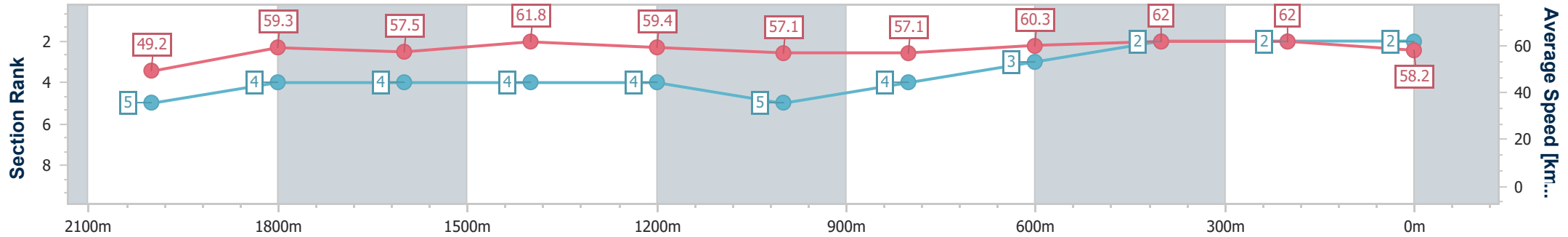


Eagle Farm QLD Professional
 Race 1: ROAD TO MAGIC MILLIONS ON SALE NOW
 BENCHMARK 90 Handicap - 2212m
 21 October 2023 - 11:44
 Track Rating: Good 4, Weather: Fine, Rail Position: +3m Entire Course



BRISBANE
 RACING CLUB

Section	Overall	2000m	1800m	1600m	1400m	1200m	1000m	800m	600m	400m	200m
Section Times	2:17.56 [2] (0:15.56)	2:02.00 [5] (0:12.13)	1:49.87 [4] (0:12.71)	1:37.16 [4] (0:11.77)	1:25.39 [4] (0:12.13)	1:13.26 [4] (0:12.66)	1:00.60 [5] (0:12.80)	0:47.80 [4] (0:12.10)	0:35.70 [3] (0:11.63)	0:24.07 [2] (0:11.61)	0:12.46 [2] (0:12.46)
Average Speed [km/h]	49.2	59.3	57.5	61.8	59.4	57.1	57.1	60.3	62.0	62.0	58.2
Top Speed [km/h]	59.3	61.2	58.5	64.4	61.0	58.0	58.9	62.3	63.0	63.3	60.1
Avg. Dist. to Rail [m]	3.2	0.9	2.4	2.7	3.5	4.0	2.9	2.9	0.8	0.9	1.0
Avg. Stride Freq. [Hz]	2.2	2.2	2.2	2.2	2.1	2.1	2.1	2.2	2.2	2.3	2.2
Avg. Stride Length [m]	6.3	7.4	7.4	7.8	7.7	7.5	7.6	7.7	7.7	7.7	7.3



- [] Ranking at each section and finish
- .-.- No data available at this section
- NA No data available



Horse/Jockey Name	Linthorpe Lad
Final Rank	3
Fastest Section Time (Section)	0:11.69 (400m)
Top Speed [km/h] (Section)	64.3 (1600m)
Race State	Finished

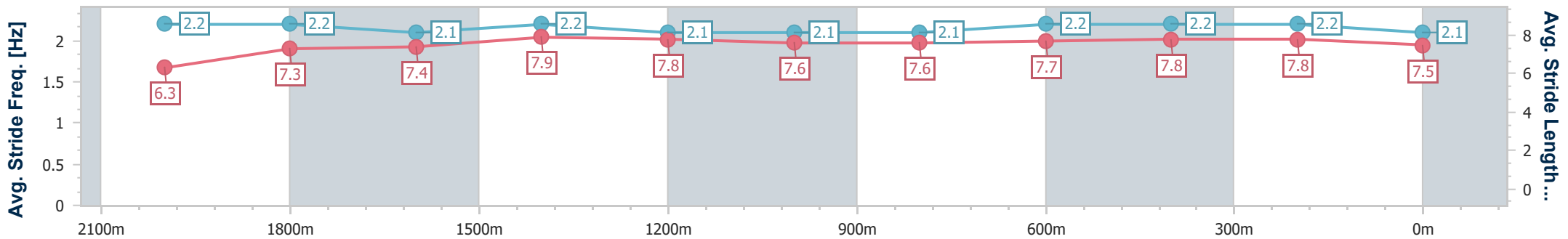
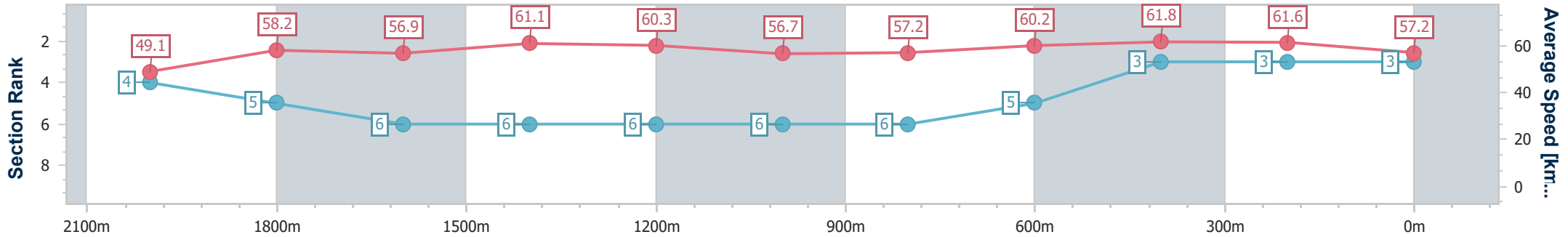


Eagle Farm QLD Professional
 Race 1: ROAD TO MAGIC MILLIONS ON SALE NOW
 BENCHMARK 90 Handicap - 2212m
 21 October 2023 - 11:44
 Track Rating: Good 4, Weather: Fine, Rail Position: +3m Entire Course



BRISBANE
 RACING CLUB

Section	Overall	2000m	1800m	1600m	1400m	1200m	1000m	800m	600m	400m	200m	
Section Times	2:18.00 [3] (0:15.53)	2:02.47 [4] (0:12.32)	1:50.15 [5] (0:12.75)	1:37.40 [6] (0:11.88)	1:25.52 [6] (0:11.98)	1:13.54 [6] (0:12.68)	1:00.86 [6] (0:12.75)	0:48.11 [6] (0:12.05)	0:36.06 [5] (0:11.70)	0:24.36 [3] (0:11.69)	0:12.67 [3] (0:12.67)	
Average Speed [km/h]	49.1	58.2	56.9	61.1	60.3	56.7	57.2	60.2	61.8	61.6	57.2	
Top Speed [km/h]	60.6	59.6	57.8	64.3	62.5	58.2	59.9	61.6	63.1	62.4	59.3	
Avg. Dist. to Rail [m]	1.4	0.7	1.3	2.3	2.0	2.3	2.3	1.8	1.0	2.3	2.1	
Avg. Stride Freq. [Hz]	2.2	2.2	2.1	2.2	2.1	2.1	2.1	2.2	2.2	2.2	2.1	
Avg. Stride Length [m]	6.3	7.3	7.4	7.9	7.8	7.6	7.6	7.7	7.8	7.8	7.5	



- [] Ranking at each section and finish
- .-.- No data available at this section
- NA No data available



Horse/Jockey Name	Bonny Ezra
Final Rank	4
Fastest Section Time (Section)	0:11.71 (1400m)
Top Speed [km/h] (Section)	63.8 (1400m)
Race State	Finished

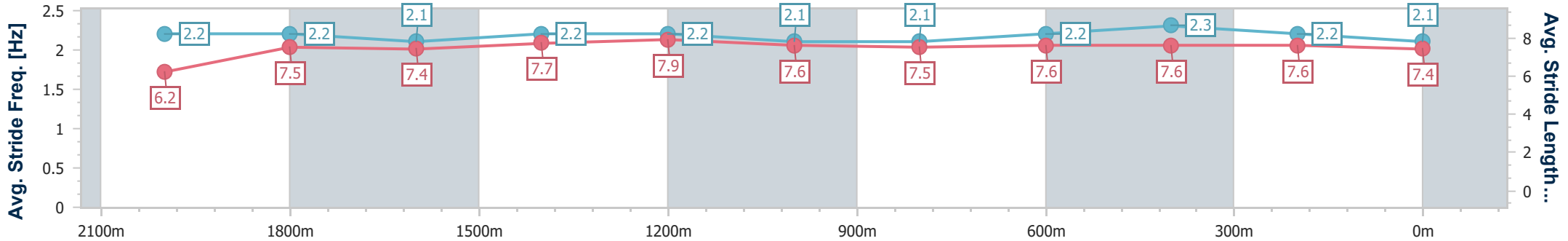
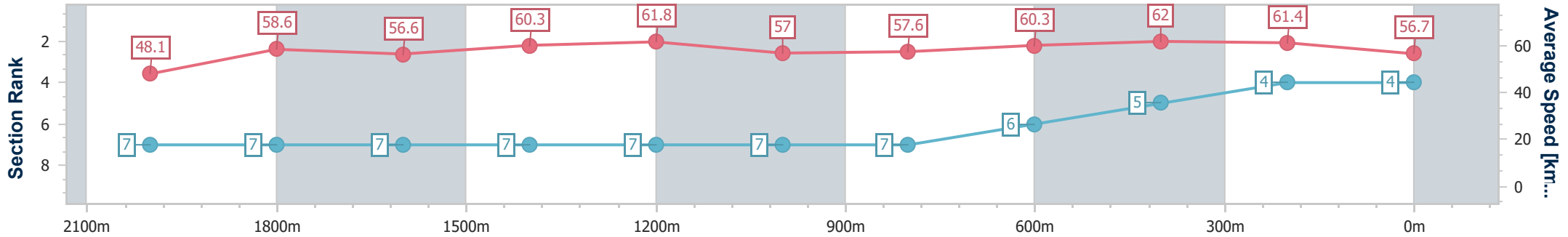


Eagle Farm QLD Professional
 Race 1: ROAD TO MAGIC MILLIONS ON SALE NOW
 BENCHMARK 90 Handicap - 2212m
 21 October 2023 - 11:44
 Track Rating: Good 4, Weather: Fine, Rail Position: +3m Entire Course



BRISBANE
 RACING CLUB

Section	Overall	2000m	1800m	1600m	1400m	1200m	1000m	800m	600m	400m	200m
Section Times	2:18.35 [4] (0:15.84)	2:02.51 [7] (0:12.32)	1:50.19 [7] (0:12.84)	1:37.35 [7] (0:12.10)	1:25.25 [7] (0:11.71)	1:13.54 [7] (0:12.63)	1:00.91 [7] (0:12.72)	0:48.19 [7] (0:11.99)	0:36.20 [6] (0:11.73)	0:24.47 [5] (0:11.75)	0:12.72 [4] (0:12.72)
Average Speed [km/h]	48.1	58.6	56.6	60.3	61.8	57.0	57.6	60.3	62.0	61.4	56.7
Top Speed [km/h]	59.7	60.4	58.4	63.7	63.8	59.1	60.9	62.2	63.1	62.1	61.0
Avg. Dist. to Rail [m]	3.8	0.8	2.5	3.5	2.9	2.8	3.1	1.7	2.3	5.6	4.6
Avg. Stride Freq. [Hz]	2.2	2.2	2.1	2.2	2.2	2.1	2.1	2.2	2.3	2.2	2.1
Avg. Stride Length [m]	6.2	7.5	7.4	7.7	7.9	7.6	7.5	7.6	7.6	7.6	7.4



- [] Ranking at each section and finish
- .-.- No data available at this section
- NA No data available



Horse/Jockey Name	Tapildoodleo
Final Rank	5
Fastest Section Time (Section)	0:11.61 (1400m)
Top Speed [km/h] (Section)	63.1 (1400m)
Race State	Finished

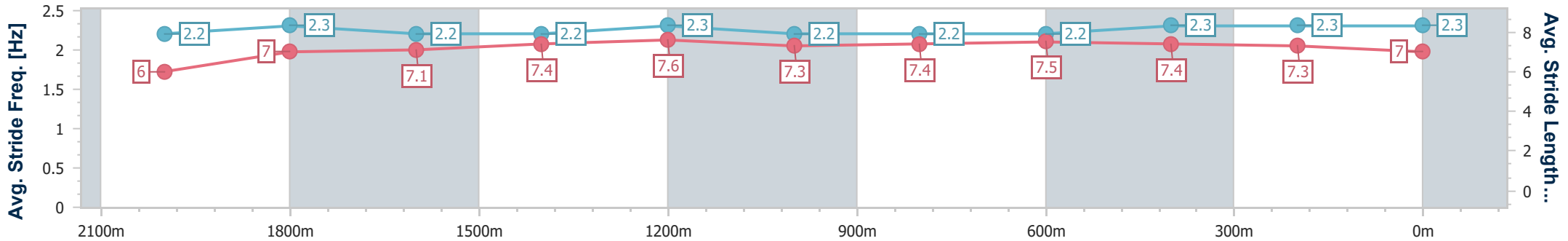
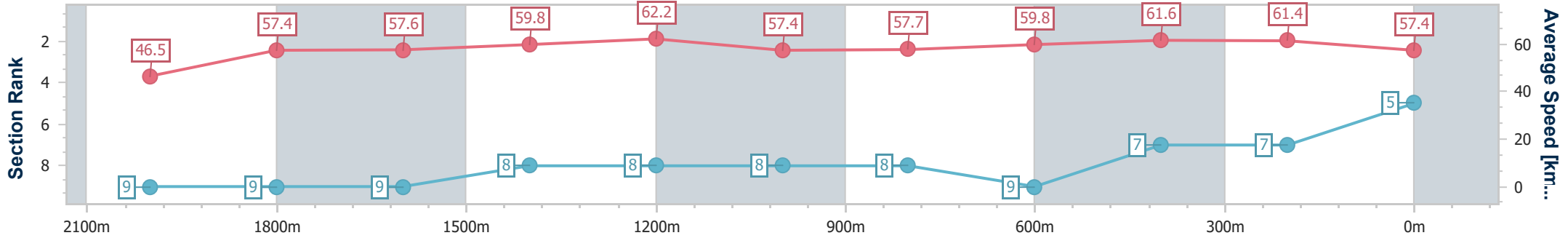


Eagle Farm QLD Professional
 Race 1: ROAD TO MAGIC MILLIONS ON SALE NOW
 BENCHMARK 90 Handicap - 2212m
 21 October 2023 - 11:44
 Track Rating: Good 4, Weather: Fine, Rail Position: +3m Entire Course



BRISBANE
 RACING CLUB

Section	Overall	2000m	1800m	1600m	1400m	1200m	1000m	800m	600m	400m	200m
Section Times	2:18.40 [5] (0:16.43)	2:01.97 [9] (0:12.46)	1:49.51 [9] (0:12.51)	1:37.00 [9] (0:12.11)	1:24.89 [8] (0:11.61)	1:13.28 [8] (0:12.55)	1:00.73 [8] (0:12.56)	0:48.17 [8] (0:12.08)	0:36.09 [9] (0:11.73)	0:24.36 [7] (0:11.75)	0:12.61 [7] (0:12.61)
Average Speed [km/h]	46.5	57.4	57.6	59.8	62.2	57.4	57.7	59.8	61.6	61.4	57.4
Top Speed [km/h]	58.5	58.7	58.4	62.1	63.1	59.7	59.8	60.8	63.0	63.1	59.4
Avg. Dist. to Rail [m]	1.8	1.0	0.5	1.5	1.9	2.2	1.3	0.4	1.6	5.7	6.5
Avg. Stride Freq. [Hz]	2.2	2.3	2.2	2.2	2.3	2.2	2.2	2.2	2.3	2.3	2.3
Avg. Stride Length [m]	6.0	7.0	7.1	7.4	7.6	7.3	7.4	7.5	7.4	7.3	7.0



- [] Ranking at each section and finish
- .-.- No data available at this section
- NA No data available



Horse/Jockey Name	Sayl
Final Rank	6
Fastest Section Time (Section)	0:11.87 (600m)
Top Speed [km/h] (Section)	63.4 (1600m)
Race State	Finished

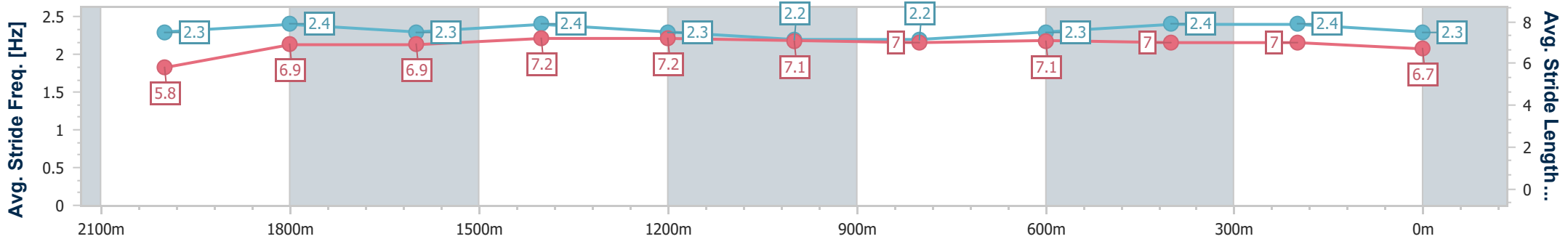
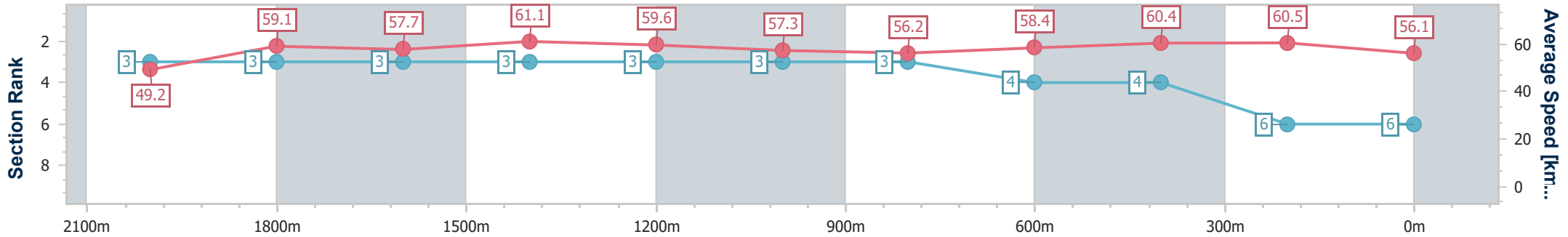


Eagle Farm QLD Professional
 Race 1: ROAD TO MAGIC MILLIONS ON SALE NOW
 BENCHMARK 90 Handicap - 2212m
 21 October 2023 - 11:44
 Track Rating: Good 4, Weather: Fine, Rail Position: +3m Entire Course



BRISBANE
 RACING CLUB

Section	Overall	2000m	1800m	1600m	1400m	1200m	1000m	800m	600m	400m	200m
Section Times	2:18.51 [6] (0:15.50)	2:03.01 [3] (0:12.16)	1:50.85 [3] (0:12.60)	1:38.25 [3] (0:11.90)	1:26.35 [3] (0:12.06)	1:14.29 [3] (0:12.60)	1:01.69 [3] (0:12.82)	0:48.87 [3] (0:12.27)	0:36.60 [4] (0:11.87)	0:24.73 [4] (0:11.90)	0:12.83 [6] (0:12.83)
Average Speed [km/h]	49.2	59.1	57.7	61.1	59.6	57.3	56.2	58.4	60.4	60.5	56.1
Top Speed [km/h]	60.4	61.0	58.6	63.4	62.5	58.2	57.9	60.1	62.2	62.5	58.6
Avg. Dist. to Rail [m]	0.7	1.1	1.7	2.4	2.1	2.0	0.6	1.2	0.8	1.4	3.0
Avg. Stride Freq. [Hz]	2.3	2.4	2.3	2.4	2.3	2.2	2.2	2.3	2.4	2.4	2.3
Avg. Stride Length [m]	5.8	6.9	6.9	7.2	7.2	7.1	7.0	7.1	7.0	7.0	6.7



- [] Ranking at each section and finish
- .-.- No data available at this section
- NA No data available



Horse/Jockey Name	Baanone
Final Rank	7
Fastest Section Time (Section)	0:11.71 (400m)
Top Speed [km/h] (Section)	63.8 (1600m)
Race State	Finished

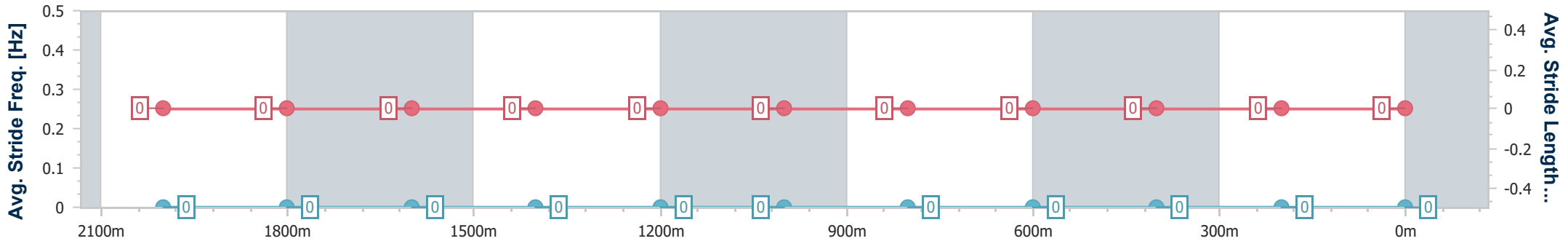
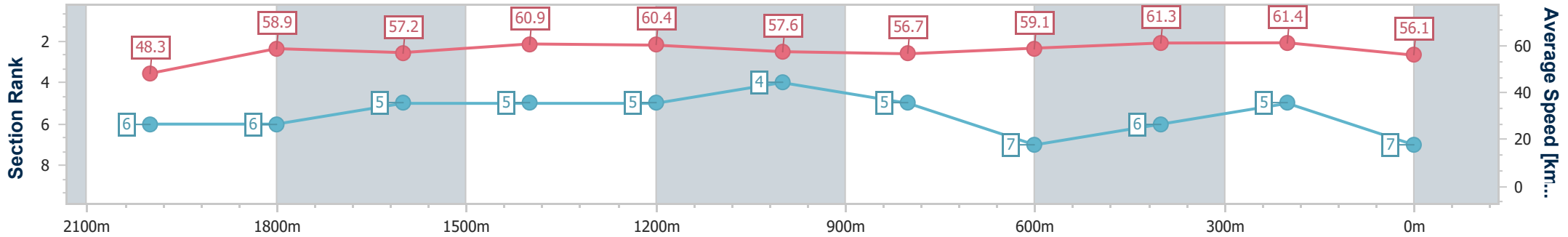


Eagle Farm QLD Professional
 Race 1: ROAD TO MAGIC MILLIONS ON SALE NOW
 BENCHMARK 90 Handicap - 2212m
 21 October 2023 - 11:44
 Track Rating: Good 4, Weather: Fine, Rail Position: +3m Entire Course



BRISBANE
 RACING CLUB

Section	Overall	2000m	1800m	1600m	1400m	1200m	1000m	800m	600m	400m	200m	
Section Times	2:18.53 [7] (0:15.81)	2:02.72 [6] (0:12.11)	1:50.61 [6] (0:12.58)	1:38.03 [5] (0:11.94)	1:26.09 [5] (0:11.96)	1:14.13 [5] (0:12.56)	1:01.57 [4] (0:12.84)	0:48.73 [5] (0:12.36)	0:36.37 [7] (0:11.77)	0:24.60 [6] (0:11.71)	0:12.89 [5] (0:12.89)	
Average Speed [km/h]	48.3	58.9	57.2	60.9	60.4	57.6	56.7	59.1	61.3	61.4	56.1	
Top Speed [km/h]	60.0	60.8	57.9	63.8	62.8	58.1	58.5	60.3	62.7	63.4	59.4	
Avg. Dist. to Rail [m]	0.6	1.6	0.7	3.0	3.2	3.2	3.1	2.3	0.6	0.9	1.7	
Avg. Stride Freq. [Hz]	--	--	--	--	--	--	--	--	--	--	--	
Avg. Stride Length [m]	--	--	--	--	--	--	--	--	--	--	--	



- [] Ranking at each section and finish
- No data available at this section
- NA No data available



Horse/Jockey Name	Tappy's Lad
Final Rank	8
Fastest Section Time (Section)	0:11.60 (1400m)
Top Speed [km/h] (Section)	64.2 (1400m)
Race State	Finished

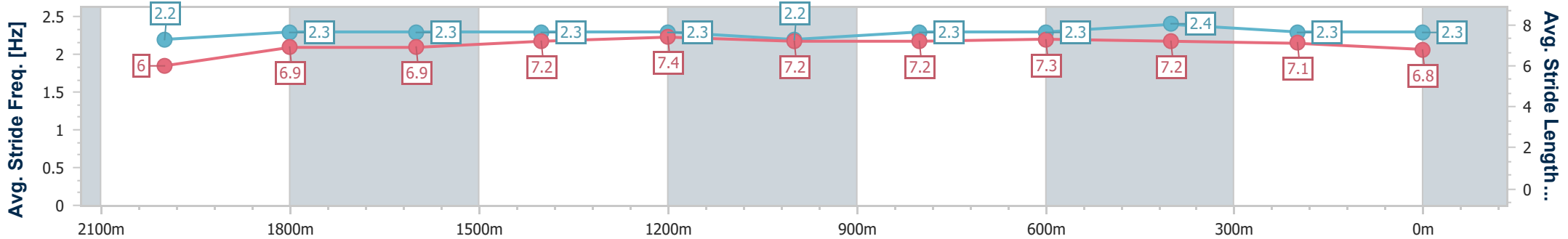
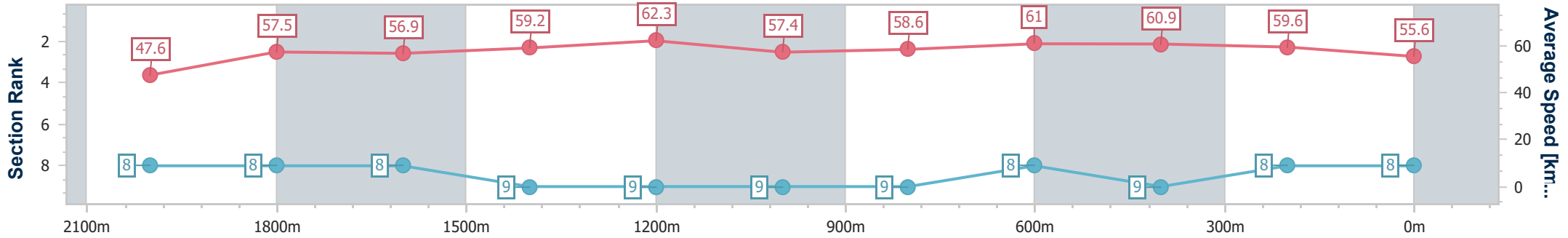


Eagle Farm QLD Professional
 Race 1: ROAD TO MAGIC MILLIONS ON SALE NOW
 BENCHMARK 90 Handicap - 2212m
 21 October 2023 - 11:44
 Track Rating: Good 4, Weather: Fine, Rail Position: +3m Entire Course



BRISBANE
 RACING CLUB

Section	Overall	2000m	1800m	1600m	1400m	1200m	1000m	800m	600m	400m	200m
Section Times	2:19.31 [8] (0:16.07)	2:03.24 [8] (0:12.48)	1:50.76 [8] (0:12.75)	1:38.01 [8] (0:12.28)	1:25.73 [9] (0:11.60)	1:14.13 [9] (0:12.58)	1:01.55 [9] (0:12.50)	0:49.05 [9] (0:11.93)	0:37.12 [8] (0:11.99)	0:25.13 [9] (0:12.11)	0:13.02 [8] (0:13.02)
Average Speed [km/h]	47.6	57.5	56.9	59.2	62.3	57.4	58.6	61.0	60.9	59.6	55.6
Top Speed [km/h]	57.4	59.5	58.1	61.4	64.2	60.0	61.4	62.0	62.6	60.7	58.2
Avg. Dist. to Rail [m]	2.9	0.6	1.1	2.4	2.7	3.7	3.4	2.9	3.0	7.7	7.7
Avg. Stride Freq. [Hz]	2.2	2.3	2.3	2.3	2.3	2.2	2.3	2.3	2.4	2.3	2.3
Avg. Stride Length [m]	6.0	6.9	6.9	7.2	7.4	7.2	7.2	7.3	7.2	7.1	6.8



- [] Ranking at each section and finish
- .-.- No data available at this section
- NA No data available



Horse/Jockey Name	Beforehand
Final Rank	9
Fastest Section Time (Section)	0:11.96 (1600m)
Top Speed [km/h] (Section)	62.2 (1600m)
Race State	Finished

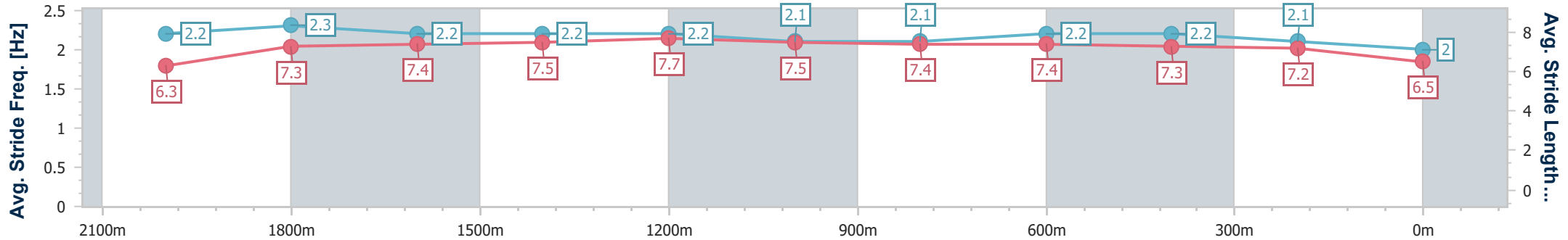
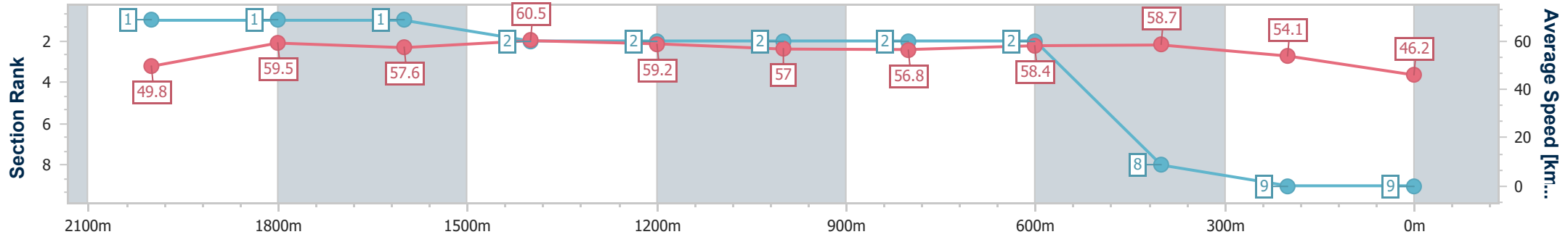


Eagle Farm QLD Professional
 Race 1: ROAD TO MAGIC MILLIONS ON SALE NOW
 BENCHMARK 90 Handicap - 2212m
 21 October 2023 - 11:44
 Track Rating: Good 4, Weather: Fine, Rail Position: +3m Entire Course



BRISBANE
RACING CLUB

Section	Overall	2000m	1800m	1600m	1400m	1200m	1000m	800m	600m	400m	200m
Section Times	2:23.00 [9] (0:15.28)	2:07.72 [1] (0:12.01)	1:55.71 [1] (0:12.57)	1:43.14 [1] (0:11.96)	1:31.18 [2] (0:12.20)	1:18.98 [2] (0:12.65)	1:06.33 [2] (0:12.80)	0:53.53 [2] (0:12.39)	0:41.14 [2] (0:12.20)	0:28.94 [8] (0:13.29)	0:15.65 [9] (0:15.65)
Average Speed [km/h]	49.8	59.5	57.6	60.5	59.2	57.0	56.8	58.4	58.7	54.1	46.2
Top Speed [km/h]	61.2	61.7	58.6	62.2	60.5	57.5	57.6	59.3	59.5	58.2	49.1
Avg. Dist. to Rail [m]	1.1	1.3	0.8	2.2	2.6	2.9	1.7	0.5	0.5	2.1	2.6
Avg. Stride Freq. [Hz]	2.2	2.3	2.2	2.2	2.2	2.1	2.1	2.2	2.2	2.1	2.0
Avg. Stride Length [m]	6.3	7.3	7.4	7.5	7.7	7.5	7.4	7.4	7.3	7.2	6.5



- [] Ranking at each section and finish
- .-.- No data available at this section
- NA No data available