



**Aquis Park Gold Coast Poly QLD Professional**  
**Race 5: RICHARD ATTWOOD QTIS Three-Year-Old Maiden Handicap - 1050m**  
**21 October 2023 - 14:59**



Track Rating: Synthetic, Weather: Fine, Rail Position: True

Section		Overall	1000m	800m	600m	400m	200m	Last 600m					
Field Times		1:02.57 (0:05.05)	0:57.52 (0:10.79)	0:46.73 (0:10.91)	0:35.82 (0:11.18)	0:24.64 (0:12.03)	0:12.61 (0:12.61)	0:35.82					
Rank	TAB Horse/Jockey	Barrier	Top Speed [km/h]	Fastest Section	Margin								Distance Travelled [m]
1	5 <b>WHISKEY DANCER</b> Ronald Simpson	2	69.0 1000m	0:05.24 Overall	1:02.57 [1] (0:05.24)	0:57.33 [6] (0:10.97)	0:46.36 [4] (0:10.86)	0:35.50 [3] (0:11.22)	0:24.28 [2] (0:11.78)	0:12.50 [2] (0:12.50)	1:02.57	0:35.50	
2	2 <b>FIND YOUR OWN</b> Nozi Tomizawa	6	69.8 1000m	0:05.05 Overall	1:02.99 [2] (0:05.05)	0:57.94 [1] (0:10.79)	0:47.15 [1] (0:10.91)	0:36.24 [1] (0:11.18)	0:25.06 [1] (0:12.03)	0:13.03 [1] (0:13.03)	2.3L	0:36.24	-2
3	7 <b>SPECIALTIE</b> Karl Zechner	5	68.3 800m	0:05.21 Overall	1:03.20 [3] (0:05.21)	0:57.99 [4] (0:11.20)	0:46.79 [6] (0:10.85)	0:35.94 [5] (0:11.47)	0:24.47 [5] (0:12.01)	0:12.46 [4] (0:12.46)	3.6L	0:35.94	+4
4	6 <b>OUR NAN DIANE</b> Casey Waddell	9	68.5 1000m	0:05.13 Overall	1:03.23 [4] (0:05.13)	0:58.10 [2] (0:11.01)	0:47.09 [2] (0:10.96)	0:36.13 [4] (0:11.33)	0:24.80 [3] (0:12.23)	0:12.57 [3] (0:12.57)	3.8L	0:36.13	+7
5	1 <b>BOOMING FAST</b> Scott Galloway	4	68.7 800m	0:05.24 Overall	1:03.35 [5] (0:05.24)	0:58.11 [5] (0:11.32)	0:46.79 [7] (0:10.79)	0:36.00 [7] (0:11.48)	0:24.52 [7] (0:11.95)	0:12.57 [5] (0:12.57)	4.3L	0:36.00	-2
6	8 <b>VIENNAWAITSFORYOU</b> Michael Cahill	8	67.7 800m	0:05.14 Overall	1:03.35 [6] (0:05.14)	0:58.21 [3] (0:11.24)	0:46.97 [5] (0:10.91)	0:36.06 [6] (0:11.50)	0:24.56 [6] (0:12.14)	0:12.42 [6] (0:12.42)	4.4L	0:36.06	+8
7	4 <b>PASS THE WINE</b> Jasper Franklin	1	69.9 1000m	0:05.26 Overall	1:05.18 [7] (0:05.26)	0:59.92 [7] (0:10.90)	0:49.02 [3] (0:10.91)	0:38.11 [2] (0:11.54)	0:26.57 [4] (0:12.61)	0:13.96 [7] (0:13.96)	14.9L	0:38.11	-1

Scratched: Hydroelectric (#3), Jackiedowntheline (#9)

[ ] Ranking at each section and finish  
 -:-:- No data available at this section  
 NA No data available

SCN Saddle cloth number  
 DNF Did not finish  
 DNT Did not track



Horse/Jockey Name	Whiskey Dancer
Final Rank	1
Fastest Section Time (Section)	0:05.24 (Overall)
Top Speed [km/h] (Section)	69.0 (1000m)
Race State	Finished



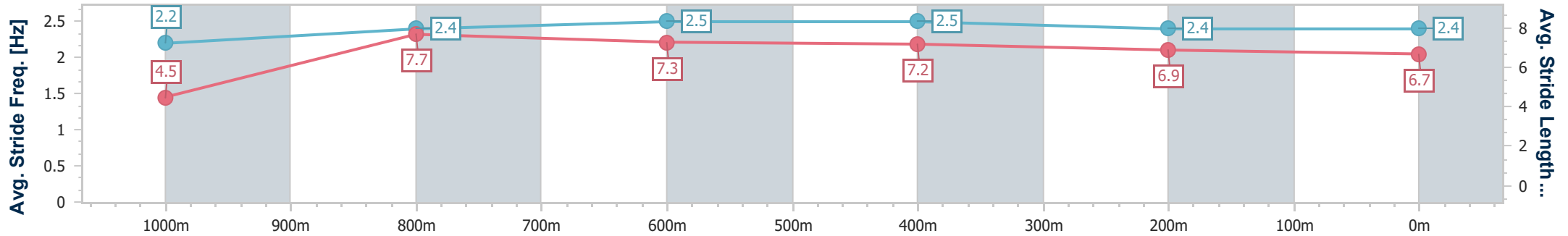
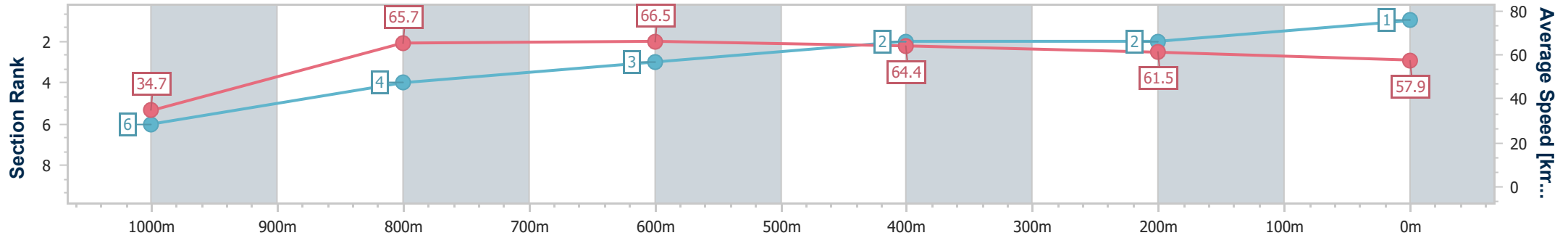
Aquis Park Gold Coast Poly QLD Professional  
Race 5: RICHARD ATTWOOD QTIS Three-Year-Old Maiden Handicap - 1050m



21 October 2023 - 14:59

Track Rating: Synthetic, Weather: Fine, Rail Position: True

Section	Overall	1000m	800m	600m	400m	200m
Section Times	1:02.57 [1] (0:05.24)	0:57.33 [6] (0:10.97)	0:46.36 [4] (0:10.86)	0:35.50 [3] (0:11.22)	0:24.28 [2] (0:11.78)	0:12.50 [2] (0:12.50)
Average Speed [km/h]	34.7	65.7	66.5	64.4	61.5	57.9
Top Speed [km/h]	56.5	69.0	68.9	66.8	63.4	60.2
Avg. Dist. to Rail [m]	0.6	0.3	0.9	1.0	3.4	3.3
Avg. Stride Freq. [Hz]	2.2	2.4	2.5	2.5	2.4	2.4
Avg. Stride Length [m]	4.5	7.7	7.3	7.2	6.9	6.7



- [ ] Ranking at each section and finish
- .-.- No data available at this section
- NA No data available



Horse/Jockey Name	Find Your Own
Final Rank	2
Fastest Section Time (Section)	0:05.05 (Overall)
Top Speed [km/h] (Section)	69.8 (1000m)
Race State	Finished



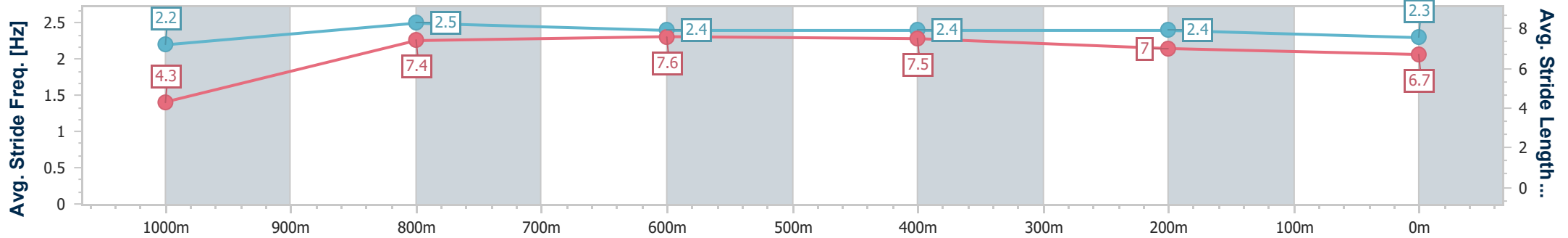
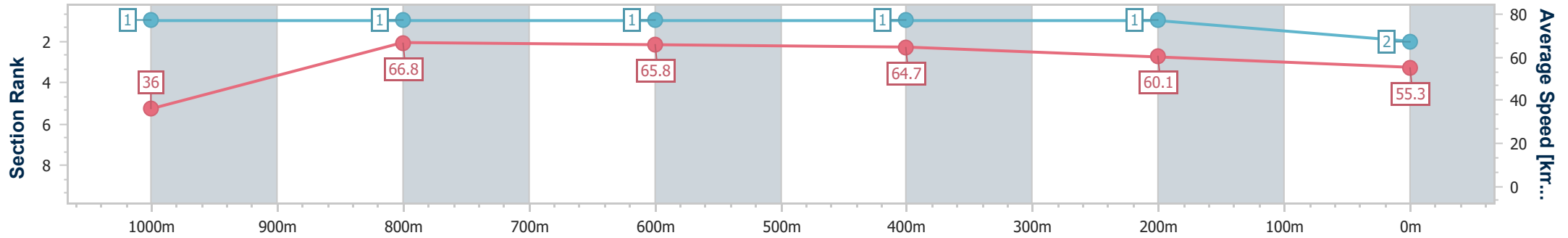
Aquis Park Gold Coast Poly QLD Professional  
Race 5: RICHARD ATTWOOD QTIS Three-Year-Old Maiden Handicap - 1050m



21 October 2023 - 14:59

Track Rating: Synthetic, Weather: Fine, Rail Position: True

Section	Overall	1000m	800m	600m	400m	200m
Section Times	1:02.99 [2] (0:05.05)	0:57.94 [1] (0:10.79)	0:47.15 [1] (0:10.91)	0:36.24 [1] (0:11.18)	0:25.06 [1] (0:12.03)	0:13.03 [1] (0:13.03)
Average Speed [km/h]	36.0	66.8	65.8	64.7	60.1	55.3
Top Speed [km/h]	58.2	69.8	67.2	66.8	62.4	60.6
Avg. Dist. to Rail [m]	4.6	1.3	0.3	0.7	1.4	0.7
Avg. Stride Freq. [Hz]	2.2	2.5	2.4	2.4	2.4	2.3
Avg. Stride Length [m]	4.3	7.4	7.6	7.5	7.0	6.7



- [ ] Ranking at each section and finish
- .-.- No data available at this section
- NA No data available



Horse/Jockey Name	Specialtie
Final Rank	3
Fastest Section Time (Section)	0:05.21 (Overall)
Top Speed [km/h] (Section)	68.3 (800m)
Race State	Finished



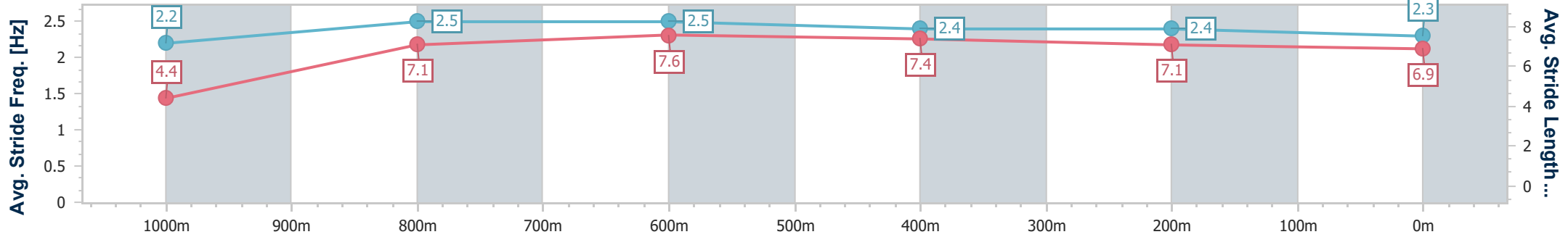
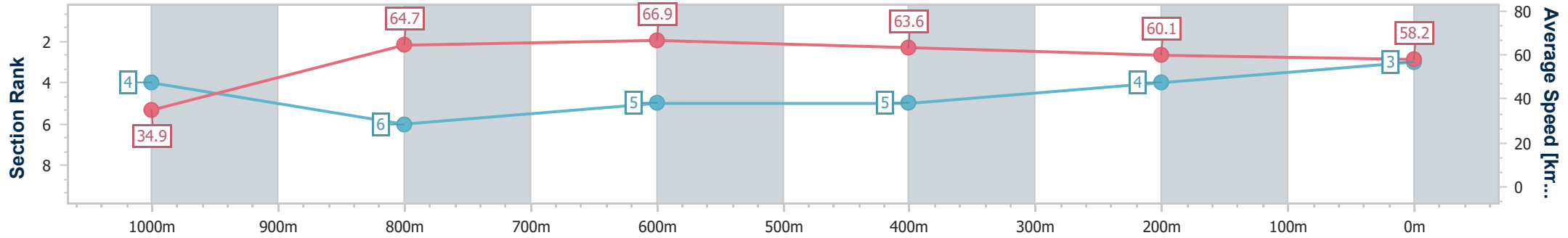
Aquis Park Gold Coast Poly QLD Professional  
Race 5: RICHARD ATTWOOD QTIS Three-Year-Old Maiden Handicap - 1050m



21 October 2023 - 14:59

Track Rating: Synthetic, Weather: Fine, Rail Position: True

Section	Overall	1000m	800m	600m	400m	200m
Section Times	1:03.20 [3] (0:05.21)	0:57.99 [4] (0:11.20)	0:46.79 [6] (0:10.85)	0:35.94 [5] (0:11.47)	0:24.47 [5] (0:12.01)	0:12.46 [4] (0:12.46)
Average Speed [km/h]	34.9	64.7	66.9	63.6	60.1	58.2
Top Speed [km/h]	57.7	68.1	68.3	66.2	61.7	60.2
Avg. Dist. to Rail [m]	3.4	3.0	1.7	1.9	2.6	3.2
Avg. Stride Freq. [Hz]	2.2	2.5	2.5	2.4	2.4	2.3
Avg. Stride Length [m]	4.4	7.1	7.6	7.4	7.1	6.9



- [ ] Ranking at each section and finish
- .-.- No data available at this section
- NA No data available



Horse/Jockey Name	Our Nan Diane
Final Rank	4
Fastest Section Time (Section)	0:05.13 (Overall)
Top Speed [km/h] (Section)	68.5 (1000m)
Race State	Finished



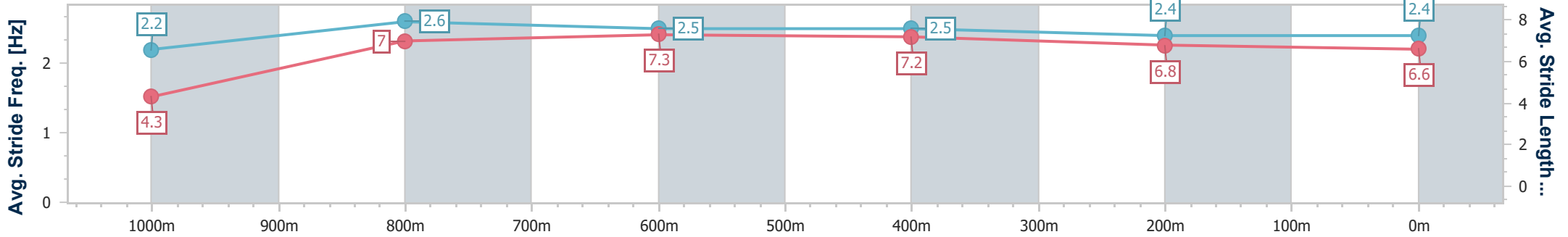
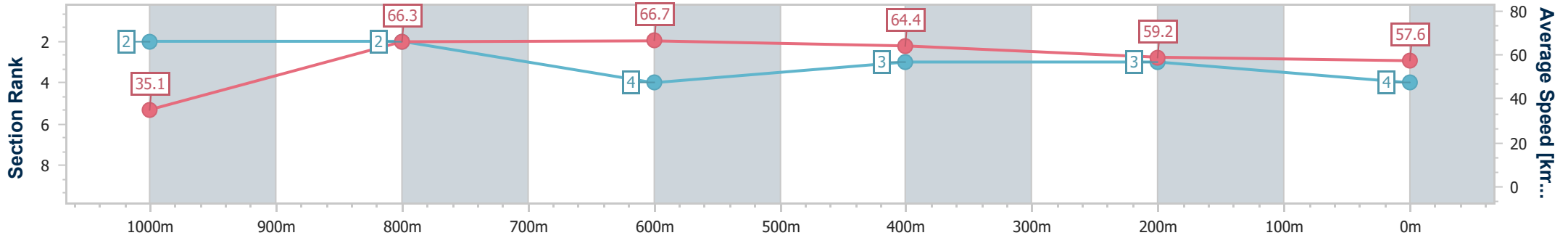
Aquis Park Gold Coast Poly QLD Professional  
 Race 5: RICHARD ATTWOOD QTIS Three-Year-Old Maiden  
 Handicap - 1050m



21 October 2023 - 14:59

Track Rating: Synthetic, Weather: Fine, Rail Position: True

Section	Overall	1000m	800m	600m	400m	200m
Section Times	1:03.23 [4] (0:05.13)	0:58.10 [2] (0:11.01)	0:47.09 [2] (0:10.96)	0:36.13 [4] (0:11.33)	0:24.80 [3] (0:12.23)	0:12.57 [3] (0:12.57)
Average Speed [km/h]	35.1	66.3	66.7	64.4	59.2	57.6
Top Speed [km/h]	56.9	68.5	68.0	66.0	60.9	58.9
Avg. Dist. to Rail [m]	6.9	4.6	3.1	2.7	4.1	5.1
Avg. Stride Freq. [Hz]	2.2	2.6	2.5	2.5	2.4	2.4
Avg. Stride Length [m]	4.3	7.0	7.3	7.2	6.8	6.6



- [ ] Ranking at each section and finish
- .-.- No data available at this section
- NA No data available



Horse/Jockey Name	Booming Fast
Final Rank	5
Fastest Section Time (Section)	0:05.24 (Overall)
Top Speed [km/h] (Section)	68.7 (800m)
Race State	Finished



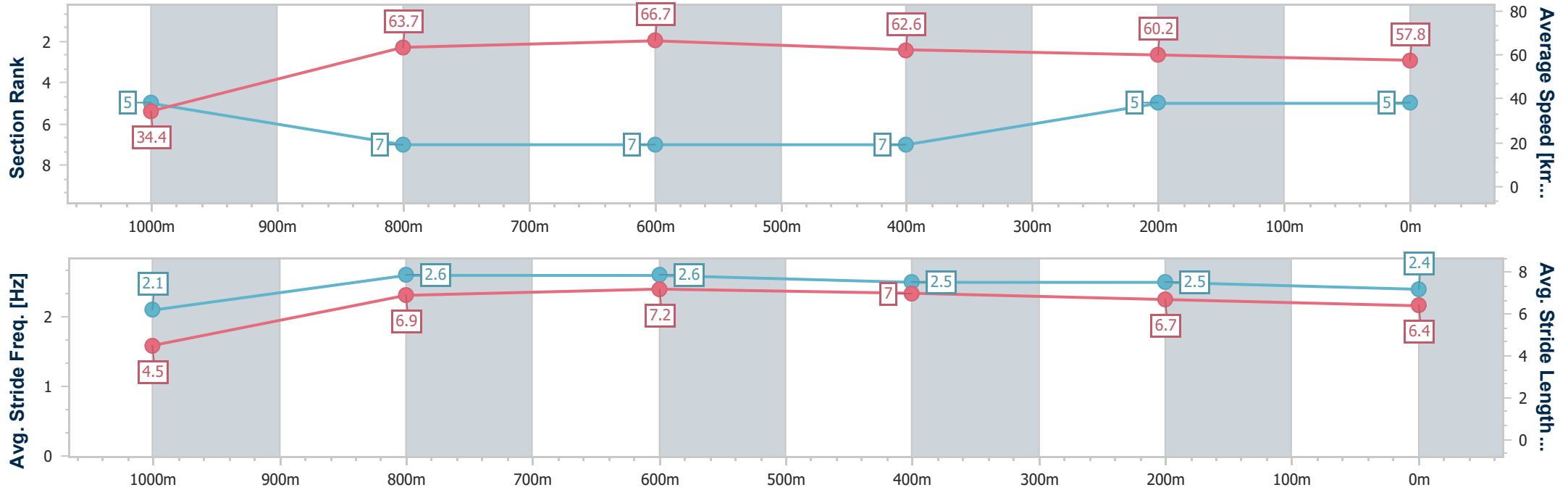
Aquis Park Gold Coast Poly QLD Professional  
Race 5: RICHARD ATTWOOD QTIS Three-Year-Old Maiden Handicap - 1050m



21 October 2023 - 14:59

Track Rating: Synthetic, Weather: Fine, Rail Position: True

Section	Overall	1000m	800m	600m	400m	200m
Section Times	1:03.35 [5] (0:05.24)	0:58.11 [5] (0:11.32)	0:46.79 [7] (0:10.79)	0:36.00 [7] (0:11.48)	0:24.52 [7] (0:11.95)	0:12.57 [5] (0:12.57)
Average Speed [km/h]	34.4	63.7	66.7	62.6	60.2	57.8
Top Speed [km/h]	55.5	67.4	68.7	65.0	61.5	59.4
Avg. Dist. to Rail [m]	2.2	1.6	0.4	0.2	0.7	1.4
Avg. Stride Freq. [Hz]	2.1	2.6	2.6	2.5	2.5	2.4
Avg. Stride Length [m]	4.5	6.9	7.2	7.0	6.7	6.4



- [ ] Ranking at each section and finish
- .-.- No data available at this section
- NA No data available



Horse/Jockey Name	Viennawaitsforyou
Final Rank	6
Fastest Section Time (Section)	0:05.14 (Overall)
Top Speed [km/h] (Section)	67.7 (800m)
Race State	Finished



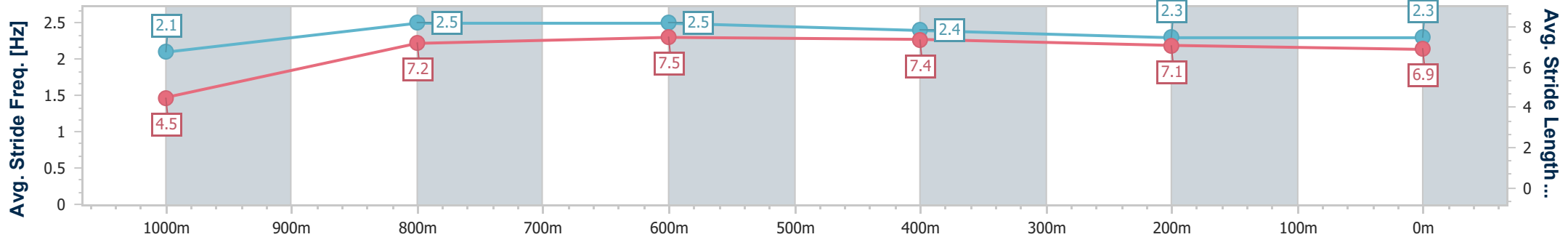
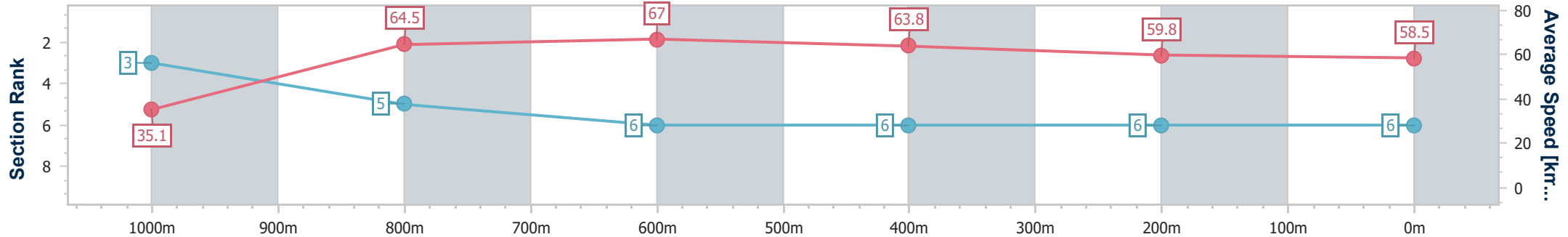
Aquis Park Gold Coast Poly QLD Professional  
Race 5: RICHARD ATTWOOD QTIS Three-Year-Old Maiden Handicap - 1050m



21 October 2023 - 14:59

Track Rating: Synthetic, Weather: Fine, Rail Position: True

Section	Overall	1000m	800m	600m	400m	200m
Section Times	1:03.35 [6] (0:05.14)	0:58.21 [3] (0:11.24)	0:46.97 [5] (0:10.91)	0:36.06 [6] (0:11.50)	0:24.56 [6] (0:12.14)	0:12.42 [6] (0:12.42)
Average Speed [km/h]	35.1	64.5	67.0	63.8	59.8	58.5
Top Speed [km/h]	56.0	67.6	67.7	67.4	61.1	59.4
Avg. Dist. to Rail [m]	5.4	3.6	2.9	2.9	5.4	7.0
Avg. Stride Freq. [Hz]	2.1	2.5	2.5	2.4	2.3	2.3
Avg. Stride Length [m]	4.5	7.2	7.5	7.4	7.1	6.9



- [ ] Ranking at each section and finish
- .-.- No data available at this section
- NA No data available



Horse/Jockey Name	Pass The Wine
Final Rank	7
Fastest Section Time (Section)	0:05.26 (Overall)
Top Speed [km/h] (Section)	69.9 (1000m)
Race State	Finished



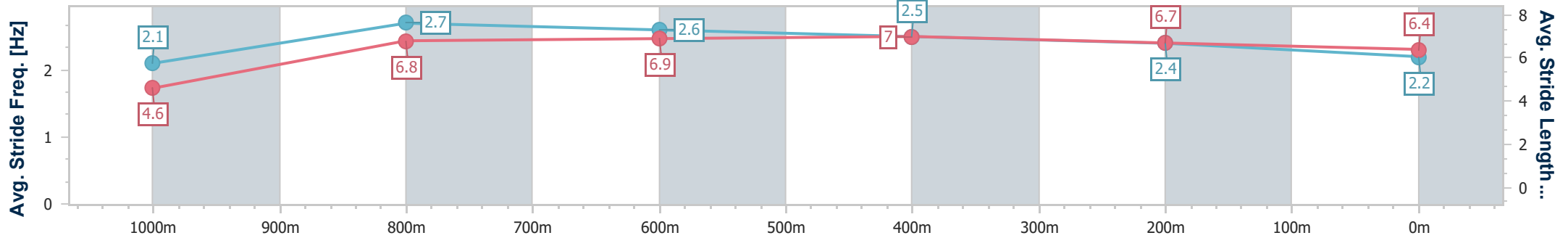
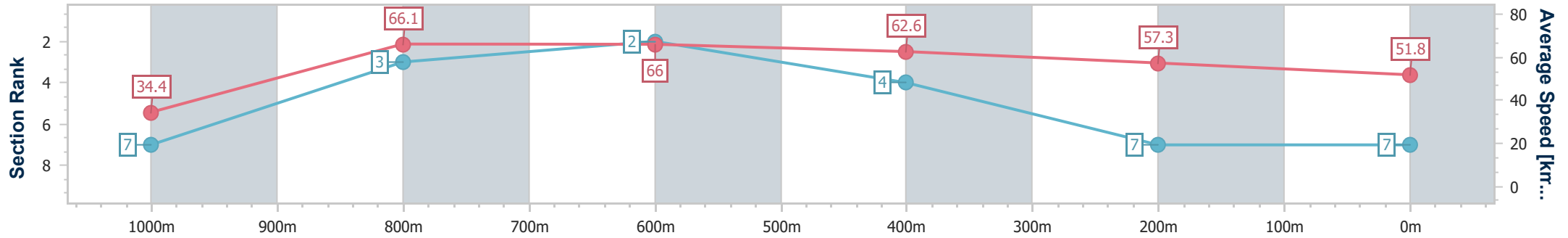
Aquis Park Gold Coast Poly QLD Professional  
Race 5: RICHARD ATTWOOD QTIS Three-Year-Old Maiden Handicap - 1050m



21 October 2023 - 14:59

Track Rating: Synthetic, Weather: Fine, Rail Position: True

Section	Overall	1000m	800m	600m	400m	200m
Section Times	1:05.18 [7] (0:05.26)	0:59.92 [7] (0:10.90)	0:49.02 [3] (0:10.91)	0:38.11 [2] (0:11.54)	0:26.57 [4] (0:12.61)	0:13.96 [7] (0:13.96)
Average Speed [km/h]	34.4	66.1	66.0	62.6	57.3	51.8
Top Speed [km/h]	56.0	69.9	67.8	65.5	59.6	55.5
Avg. Dist. to Rail [m]	0.9	0.3	0.3	0.6	0.7	1.6
Avg. Stride Freq. [Hz]	2.1	2.7	2.6	2.5	2.4	2.2
Avg. Stride Length [m]	4.6	6.8	6.9	7.0	6.7	6.4



- [ ] Ranking at each section and finish
- .-.- No data available at this section
- NA No data available