



Aquis Park Gold Coast Poly QLD Professional

Race 4: ATTWOOD MARSHALL LAWYERS Class 1 Handicap - 1900m



21 October 2023 - 14:24

Track Rating: Synthetic, Weather: Fine, Rail Position: True

Section		Overall	1800m	1600m	1400m	1200m	1000m	800m	Last 600m					
Field Times		2:01.28 (0:08.25)	1:53.03 (0:11.97)	1:41.06 (0:12.82)	1:28.24 (0:13.18)	1:15.06 (0:12.95)	1:02.11 (0:12.71)	0:49.40 (0:12.41)	0:36.99					
Rank	TAB Horse/Jockey	Barrier	Top Speed [km/h]	Fastest Section										Distance Travelled [m]
1	3 ENUNCIATION Michael Cahill	8	64.5 1800m	0:08.80 Overall	2:01.28 [1] (0:08.80)	1:52.48 [6] (0:12.30)	1:40.18 [6] (0:12.53)	1:27.65 [6] (0:13.24)	1:14.41 [5] (0:13.03)	1:01.38 [5] (0:12.68)	0:48.70 [5] (0:12.08)	0:36.62		
2	8 ALALTUN Wanderson D'Avila	1	62.7 1800m	0:08.25 Overall	2:01.44 [2] (0:08.25)	1:53.19 [1] (0:11.97)	1:41.22 [1] (0:12.82)	1:28.40 [1] (0:13.18)	1:15.22 [1] (0:12.95)	1:02.27 [1] (0:12.71)	0:49.56 [1] (0:12.41)	0:37.15	-17	
3	2 GLEAMING LEGEND Stacey Callow	5	62.1 600m	0:08.34 Overall	2:01.52 [3] (0:08.34)	1:53.18 [3] (0:12.35)	1:40.83 [4] (0:12.70)	1:28.13 [4] (0:13.29)	1:14.84 [4] (0:13.03)	1:01.81 [4] (0:12.72)	0:49.09 [4] (0:12.13)	0:36.96	-4	
4	4 LADY TOWNSON Jasper Franklin	4	62.2 600m	0:08.62 Overall	2:01.72 [4] (0:08.62)	1:53.10 [5] (0:12.26)	1:40.84 [5] (0:12.67)	1:28.17 [5] (0:13.35)	1:14.82 [6] (0:13.01)	1:01.81 [6] (0:12.73)	0:49.08 [6] (0:12.21)	0:36.87	-11	
5	7 WANDILLA Nozi Tomizawa	3	61.8 600m	0:08.33 Overall	2:01.97 [5] (0:08.33)	1:53.64 [2] (0:12.35)	1:41.29 [3] (0:12.68)	1:28.61 [3] (0:13.30)	1:15.31 [3] (0:13.02)	1:02.29 [3] (0:12.70)	0:49.59 [3] (0:12.15)	0:37.44	-8	
6	6 NOT A FAT BOY Girish Goomany	7	61.6 1800m	0:08.34 Overall	2:02.12 [6] (0:08.34)	1:53.78 [4] (0:12.05)	1:41.73 [2] (0:12.74)	1:28.99 [2] (0:13.30)	1:15.69 [2] (0:13.01)	1:02.68 [2] (0:12.74)	0:49.94 [2] (0:12.22)	0:37.72	-7	
7	5 GREEN ESSENCE Josh Adams	2	61.4 600m	0:08.93 Overall	2:02.50 [7] (0:08.93)	1:53.57 [7] (0:12.40)	1:41.17 [7] (0:12.57)	1:28.60 [7] (0:13.24)	1:15.36 [7] (0:13.04)	1:02.32 [7] (0:12.74)	0:49.58 [7] (0:12.22)	0:37.36	-14	

Scratched: Double Quick (#1)

[] Ranking at each section and finish
 -:-:- No data available at this section
 NA No data available

SCN Saddle cloth number
 DNF Did not finish
 DNT Did not track



Aquis Park Gold Coast Poly QLD Professional

Race 4: ATTWOOD MARSHALL LAWYERS Class 1 Handicap - 1900m



21 October 2023 - 14:24

Track Rating: Synthetic, Weather: Fine, Rail Position: True

Section				600m	400m	200m			Last 600m		
Field Times				0:36.99 (0:11.94)	0:25.05 (0:12.40)	0:12.65 (0:12.65)			0:36.99		
Rank	TAB	Horse/Jockey	Barrier	Top Speed [km/h]	Fastest Section	Margin			Distance Travelled [m]		
1	3	ENUNCIATION Michael Cahill	8	64.5 1800m	0:08.80 Overall	0:36.62 [5] (0:11.87)	0:24.75 [5] (0:12.16)	0:12.59 [2] (0:12.59)	2:01.28	0:36.62	
2	8	ALALTUN Wanderson D'Avila	1	62.7 1800m	0:08.25 Overall	0:37.15 [1] (0:11.94)	0:25.21 [1] (0:12.40)	0:12.81 [1] (0:12.81)	0.8L	0:37.15	-17
3	2	GLEAMING LEGEND Stacey Callow	5	62.1 600m	0:08.34 Overall	0:36.96 [4] (0:11.93)	0:25.03 [3] (0:12.27)	0:12.76 [3] (0:12.76)	1.3L	0:36.96	-4
4	4	LADY TOWNSON Jasper Franklin	4	62.2 600m	0:08.62 Overall	0:36.87 [6] (0:11.86)	0:25.01 [6] (0:12.32)	0:12.69 [5] (0:12.69)	2.3L	0:36.87	-11
5	7	WANDILLA Nozi Tomizawa	3	61.8 600m	0:08.33 Overall	0:37.44 [3] (0:11.99)	0:25.45 [4] (0:12.49)	0:12.96 [4] (0:12.96)	3.6L	0:37.44	-8
6	6	NOT A FAT BOY Girish Goomany	7	61.6 1800m	0:08.34 Overall	0:37.72 [2] (0:12.02)	0:25.70 [2] (0:12.63)	0:13.07 [6] (0:13.07)	4.4L	0:37.72	-7
7	5	GREEN ESSENCE Josh Adams	2	61.4 600m	0:08.93 Overall	0:37.36 [7] (0:12.00)	0:25.36 [7] (0:12.47)	0:12.89 [7] (0:12.89)	6.4L	0:37.36	-14

Scratched: Double Quick (#1)



Horse/Jockey Name	Enunciation
Final Rank	1
Fastest Section Time (Section)	0:08.80 (Overall)
Top Speed [km/h] (Section)	64.5 (1800m)
Race State	Finished



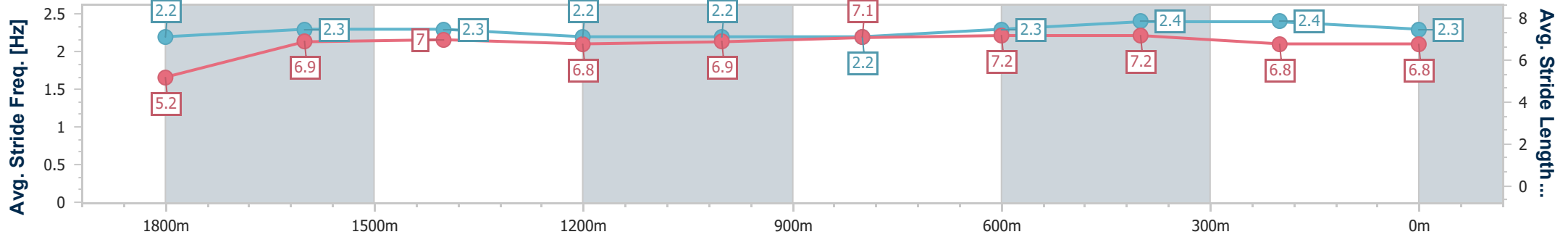
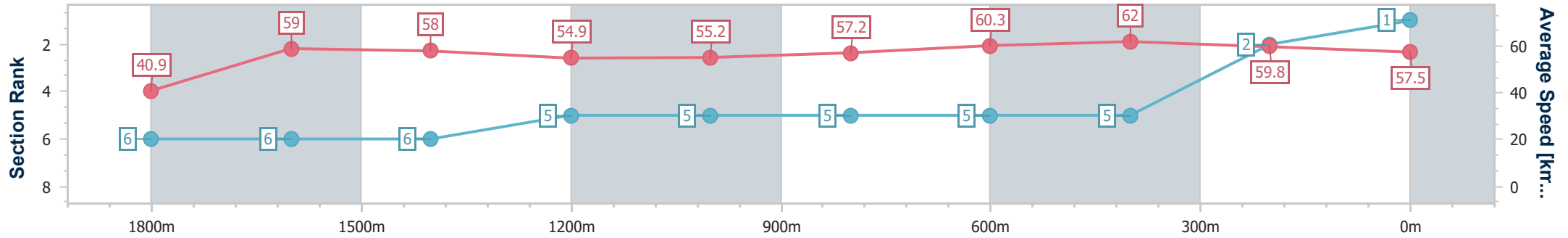
Aquis Park Gold Coast Poly QLD Professional
Race 4: ATTWOOD MARSHALL LAWYERS Class 1 Handicap - 1900m



21 October 2023 - 14:24

Track Rating: Synthetic, Weather: Fine, Rail Position: True

Section	Overall	1800m	1600m	1400m	1200m	1000m	800m	600m	400m	200m
Section Times	2:01.28 [1] (0:08.80)	1:52.48 [6] (0:12.30)	1:40.18 [6] (0:12.53)	1:27.65 [6] (0:13.24)	1:14.41 [5] (0:13.03)	1:01.38 [5] (0:12.68)	0:48.70 [5] (0:12.08)	0:36.62 [5] (0:11.87)	0:24.75 [5] (0:12.16)	0:12.59 [2] (0:12.59)
Average Speed [km/h]	40.9	59.0	58.0	54.9	55.2	57.2	60.3	62.0	59.8	57.5
Top Speed [km/h]	54.1	64.5	59.3	55.9	56.1	59.5	62.2	63.9	61.4	61.2
Avg. Dist. to Rail [m]	5.0	1.7	1.9	1.5	1.6	1.9	2.7	3.8	4.7	4.2
Avg. Stride Freq. [Hz]	2.2	2.3	2.3	2.2	2.2	2.2	2.3	2.4	2.4	2.3
Avg. Stride Length [m]	5.2	6.9	7.0	6.8	6.9	7.1	7.2	7.2	6.8	6.8



- [] Ranking at each section and finish
- .-.- No data available at this section
- NA No data available



Horse/Jockey Name	Alaltun
Final Rank	2
Fastest Section Time (Section)	0:08.25 (Overall)
Top Speed [km/h] (Section)	62.7 (1800m)
Race State	Finished



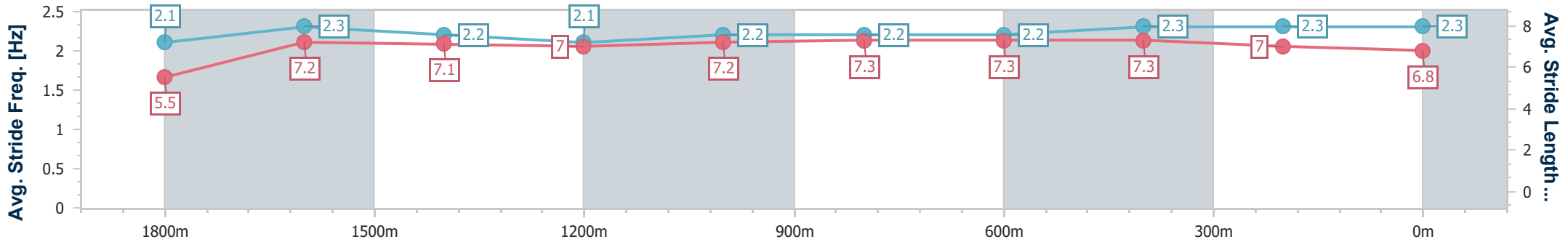
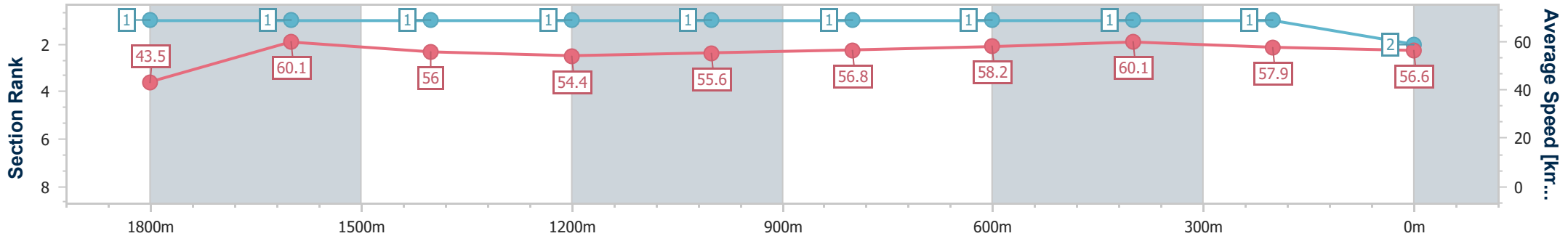
Aquis Park Gold Coast Poly QLD Professional
Race 4: ATTWOOD MARSHALL LAWYERS Class 1 Handicap - 1900m



21 October 2023 - 14:24

Track Rating: Synthetic, Weather: Fine, Rail Position: True

Section	Overall	1800m	1600m	1400m	1200m	1000m	800m	600m	400m	200m
Section Times	2:01.44 [2] (0:08.25)	1:53.19 [1] (0:11.97)	1:41.22 [1] (0:12.82)	1:28.40 [1] (0:13.18)	1:15.22 [1] (0:12.95)	1:02.27 [1] (0:12.71)	0:49.56 [1] (0:12.41)	0:37.15 [1] (0:11.94)	0:25.21 [1] (0:12.40)	0:12.81 [1] (0:12.81)
Average Speed [km/h]	43.5	60.1	56.0	54.4	55.6	56.8	58.2	60.1	57.9	56.6
Top Speed [km/h]	59.4	62.7	57.8	55.8	56.2	57.8	60.1	60.8	60.2	58.4
Avg. Dist. to Rail [m]	0.4	0.2	0.2	0.9	0.4	1.2	0.7	0.6	0.5	1.9
Avg. Stride Freq. [Hz]	2.1	2.3	2.2	2.1	2.2	2.2	2.2	2.3	2.3	2.3
Avg. Stride Length [m]	5.5	7.2	7.1	7.0	7.2	7.3	7.3	7.3	7.0	6.8



- [] Ranking at each section and finish
- .-.- No data available at this section
- NA No data available



Horse/Jockey Name	Gleaming Legend
Final Rank	3
Fastest Section Time (Section)	0:08.34 (Overall)
Top Speed [km/h] (Section)	62.1 (600m)
Race State	Finished



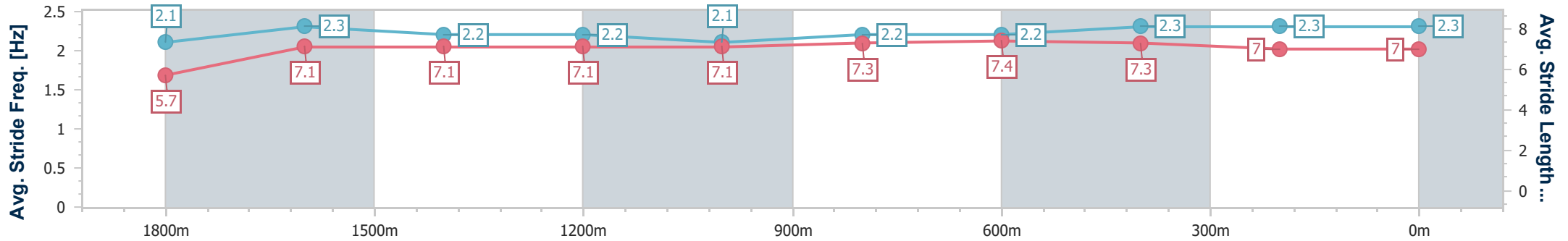
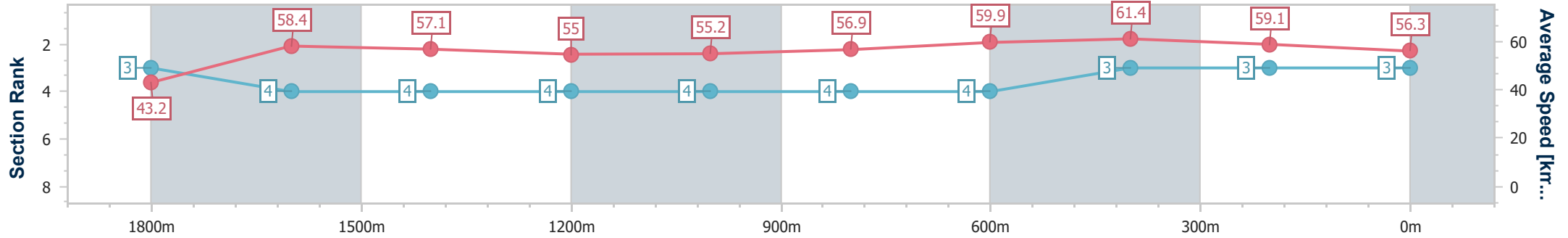
Aquis Park Gold Coast Poly QLD Professional
 Race 4: ATTWOOD MARSHALL LAWYERS Class 1 Handicap - 1900m



21 October 2023 - 14:24

Track Rating: Synthetic, Weather: Fine, Rail Position: True

Section	Overall	1800m	1600m	1400m	1200m	1000m	800m	600m	400m	200m
Section Times	2:01.52 [3] (0:08.34)	1:53.18 [3] (0:12.35)	1:40.83 [4] (0:12.70)	1:28.13 [4] (0:13.29)	1:14.84 [4] (0:13.03)	1:01.81 [4] (0:12.72)	0:49.09 [4] (0:12.13)	0:36.96 [4] (0:11.93)	0:25.03 [3] (0:12.27)	0:12.76 [3] (0:12.76)
Average Speed [km/h]	43.2	58.4	57.1	55.0	55.2	56.9	59.9	61.4	59.1	56.3
Top Speed [km/h]	54.9	60.3	58.8	55.8	55.9	58.3	61.7	62.1	60.3	58.3
Avg. Dist. to Rail [m]	4.3	2.2	2.0	1.6	1.6	1.7	2.0	2.5	3.9	3.8
Avg. Stride Freq. [Hz]	2.1	2.3	2.2	2.2	2.1	2.2	2.2	2.3	2.3	2.3
Avg. Stride Length [m]	5.7	7.1	7.1	7.1	7.1	7.3	7.4	7.3	7.0	7.0



- [] Ranking at each section and finish
- .-.- No data available at this section
- NA No data available



Horse/Jockey Name	Lady Townson
Final Rank	4
Fastest Section Time (Section)	0:08.62 (Overall)
Top Speed [km/h] (Section)	62.2 (600m)
Race State	Finished



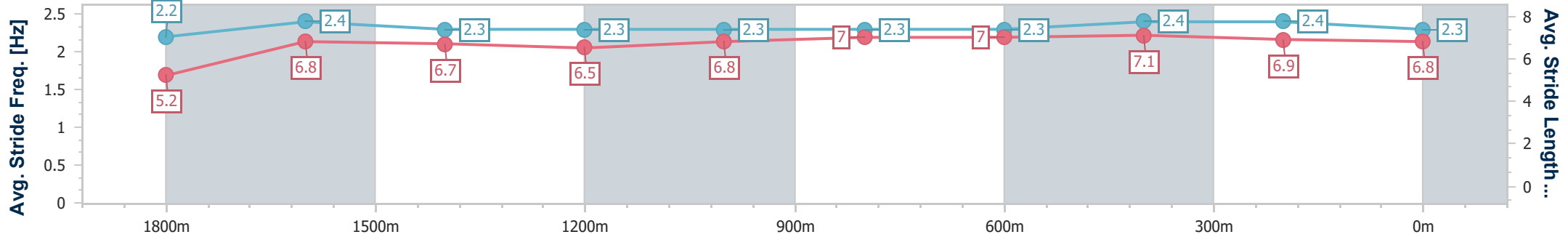
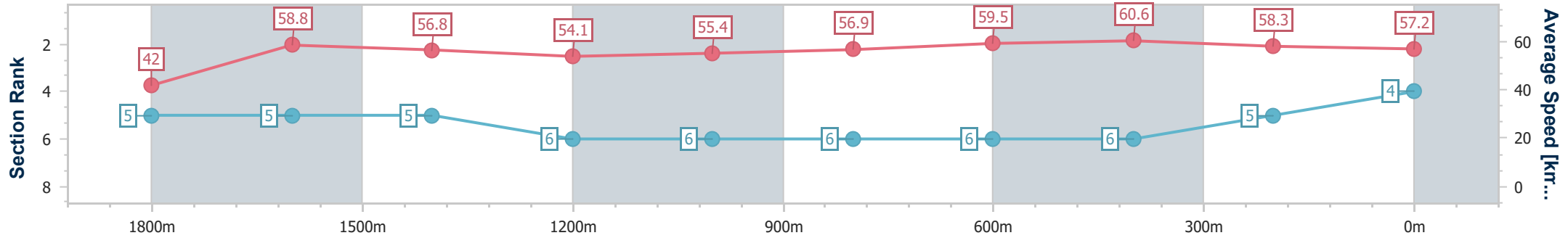
Aquis Park Gold Coast Poly QLD Professional
Race 4: ATTWOOD MARSHALL LAWYERS Class 1 Handicap - 1900m



21 October 2023 - 14:24

Track Rating: Synthetic, Weather: Fine, Rail Position: True

Section	Overall	1800m	1600m	1400m	1200m	1000m	800m	600m	400m	200m
Section Times	2:01.72 [4] (0:08.62)	1:53.10 [5] (0:12.26)	1:40.84 [5] (0:12.67)	1:28.17 [5] (0:13.35)	1:14.82 [6] (0:13.01)	1:01.81 [6] (0:12.73)	0:49.08 [6] (0:12.21)	0:36.87 [6] (0:11.86)	0:25.01 [6] (0:12.32)	0:12.69 [5] (0:12.69)
Average Speed [km/h]	42.0	58.8	56.8	54.1	55.4	56.9	59.5	60.6	58.3	57.2
Top Speed [km/h]	56.6	61.9	58.4	55.6	56.6	58.9	61.6	62.2	59.8	58.5
Avg. Dist. to Rail [m]	2.2	0.4	0.6	0.5	0.6	1.2	1.4	0.5	1.1	2.8
Avg. Stride Freq. [Hz]	2.2	2.4	2.3	2.3	2.3	2.3	2.3	2.4	2.4	2.3
Avg. Stride Length [m]	5.2	6.8	6.7	6.5	6.8	7.0	7.0	7.1	6.9	6.8



- [] Ranking at each section and finish
- .-.- No data available at this section
- NA No data available



Horse/Jockey Name	Wandilla
Final Rank	5
Fastest Section Time (Section)	0:08.33 (Overall)
Top Speed [km/h] (Section)	61.8 (600m)
Race State	Finished



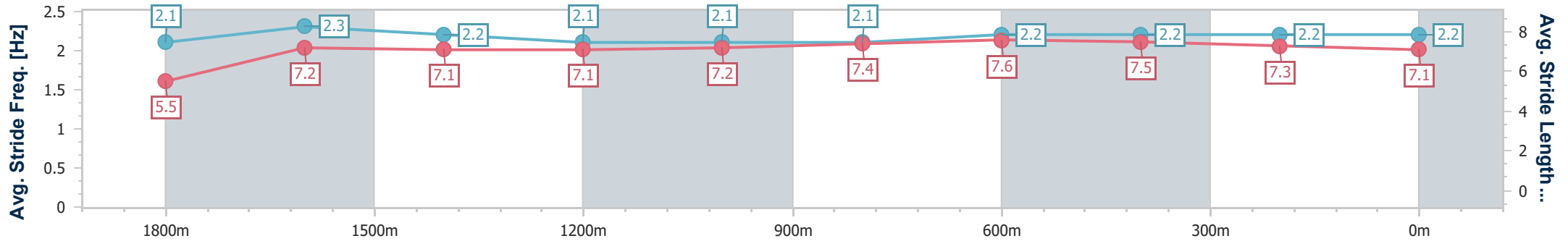
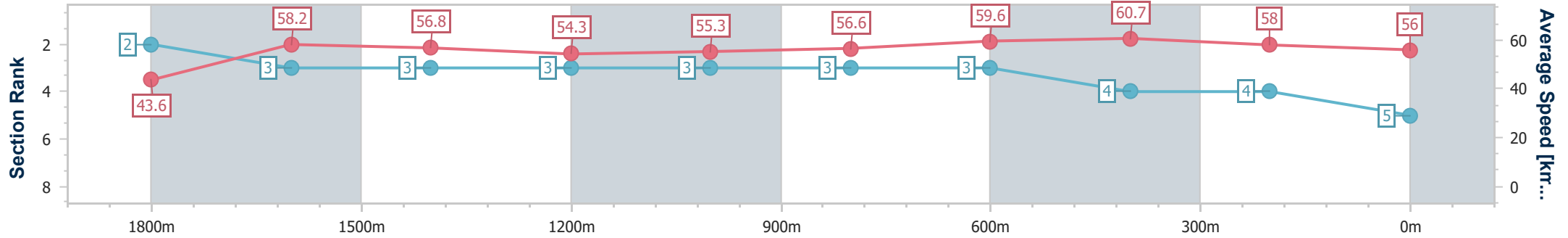
Aquis Park Gold Coast Poly QLD Professional
Race 4: ATTWOOD MARSHALL LAWYERS Class 1 Handicap - 1900m



21 October 2023 - 14:24

Track Rating: Synthetic, Weather: Fine, Rail Position: True

Section	Overall	1800m	1600m	1400m	1200m	1000m	800m	600m	400m	200m
Section Times	2:01.97 [5] (0:08.33)	1:53.64 [2] (0:12.35)	1:41.29 [3] (0:12.68)	1:28.61 [3] (0:13.30)	1:15.31 [3] (0:13.02)	1:02.29 [3] (0:12.70)	0:49.59 [3] (0:12.15)	0:37.44 [3] (0:11.99)	0:25.45 [4] (0:12.49)	0:12.96 [4] (0:12.96)
Average Speed [km/h]	43.6	58.2	56.8	54.3	55.3	56.6	59.6	60.7	58.0	56.0
Top Speed [km/h]	56.9	59.1	58.5	54.9	56.1	58.5	60.9	61.8	59.3	56.8
Avg. Dist. to Rail [m]	1.8	0.5	0.8	0.4	0.4	0.5	0.8	1.7	3.9	3.6
Avg. Stride Freq. [Hz]	2.1	2.3	2.2	2.1	2.1	2.1	2.2	2.2	2.2	2.2
Avg. Stride Length [m]	5.5	7.2	7.1	7.1	7.2	7.4	7.6	7.5	7.3	7.1



- [] Ranking at each section and finish
- .-.- No data available at this section
- NA No data available



Horse/Jockey Name	Not A Fat Boy
Final Rank	6
Fastest Section Time (Section)	0:08.34 (Overall)
Top Speed [km/h] (Section)	61.6 (1800m)
Race State	Finished



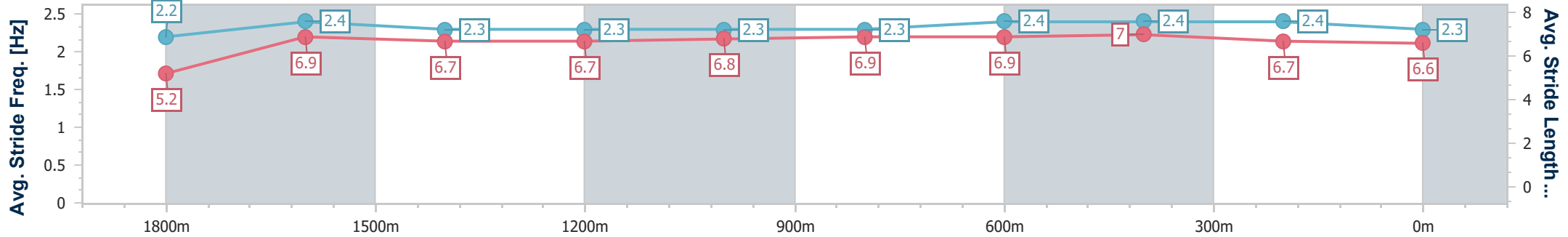
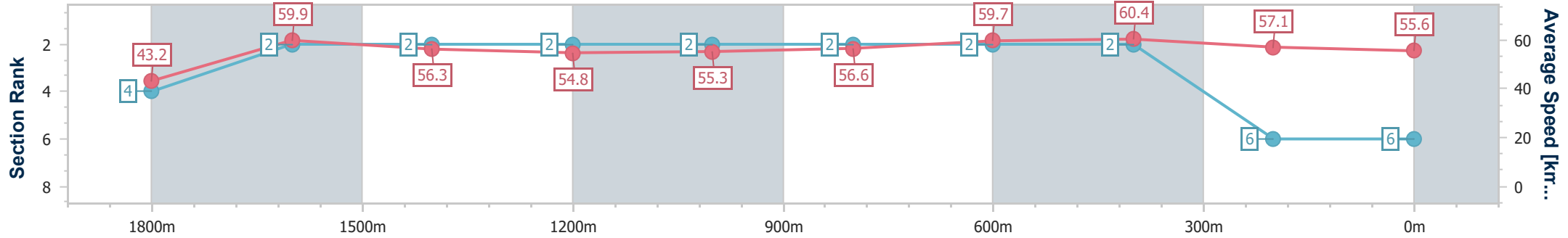
Aquis Park Gold Coast Poly QLD Professional
Race 4: ATTWOOD MARSHALL LAWYERS Class 1 Handicap - 1900m



21 October 2023 - 14:24

Track Rating: Synthetic, Weather: Fine, Rail Position: True

Section	Overall	1800m	1600m	1400m	1200m	1000m	800m	600m	400m	200m
Section Times	2:02.12 [6] (0:08.34)	1:53.78 [4] (0:12.05)	1:41.73 [2] (0:12.74)	1:28.99 [2] (0:13.30)	1:15.69 [2] (0:13.01)	1:02.68 [2] (0:12.74)	0:49.94 [2] (0:12.22)	0:37.72 [2] (0:12.02)	0:25.70 [2] (0:12.63)	0:13.07 [6] (0:13.07)
Average Speed [km/h]	43.2	59.9	56.3	54.8	55.3	56.6	59.7	60.4	57.1	55.6
Top Speed [km/h]	58.7	61.6	58.1	55.6	55.9	57.8	61.6	61.4	59.3	56.4
Avg. Dist. to Rail [m]	4.8	1.4	1.2	1.3	1.5	1.6	1.8	2.0	2.2	3.0
Avg. Stride Freq. [Hz]	2.2	2.4	2.3	2.3	2.3	2.3	2.4	2.4	2.4	2.3
Avg. Stride Length [m]	5.2	6.9	6.7	6.7	6.8	6.9	6.9	7.0	6.7	6.6



- [] Ranking at each section and finish
- .-.- No data available at this section
- NA No data available



Horse/Jockey Name	Green Essence
Final Rank	7
Fastest Section Time (Section)	0:08.93 (Overall)
Top Speed [km/h] (Section)	61.4 (600m)
Race State	Finished



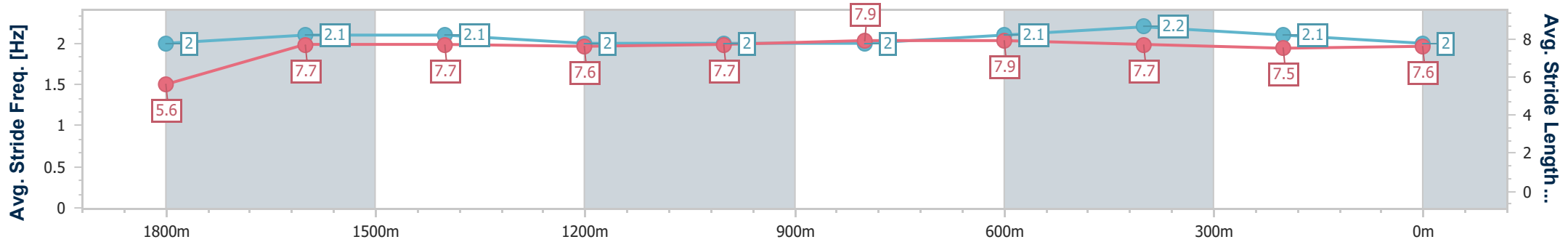
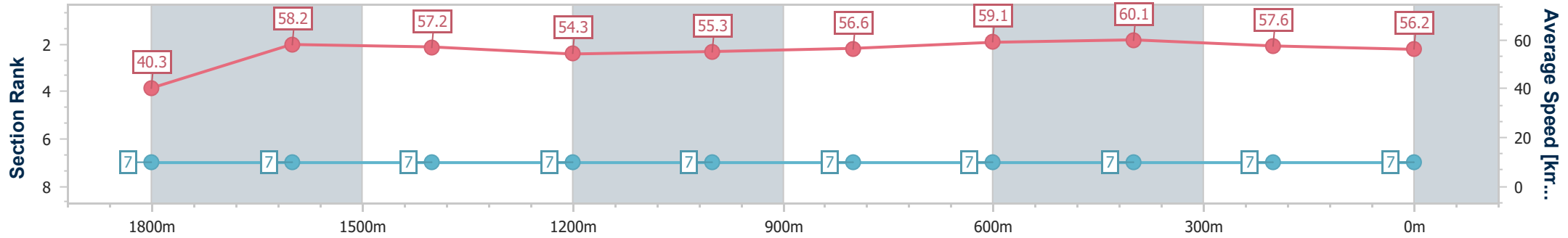
Aquis Park Gold Coast Poly QLD Professional
Race 4: ATTWOOD MARSHALL LAWYERS Class 1 Handicap - 1900m



21 October 2023 - 14:24

Track Rating: Synthetic, Weather: Fine, Rail Position: True

Section	Overall	1800m	1600m	1400m	1200m	1000m	800m	600m	400m	200m
Section Times	2:02.50 [7] (0:08.93)	1:53.57 [7] (0:12.40)	1:41.17 [7] (0:12.57)	1:28.60 [7] (0:13.24)	1:15.36 [7] (0:13.04)	1:02.32 [7] (0:12.74)	0:49.58 [7] (0:12.22)	0:37.36 [7] (0:12.00)	0:25.36 [7] (0:12.47)	0:12.89 [7] (0:12.89)
Average Speed [km/h]	40.3	58.2	57.2	54.3	55.3	56.6	59.1	60.1	57.6	56.2
Top Speed [km/h]	55.3	59.5	58.9	55.7	56.3	57.9	60.1	61.4	59.0	58.0
Avg. Dist. to Rail [m]	1.7	0.6	0.3	0.1	0.8	0.9	0.8	0.6	1.8	4.1
Avg. Stride Freq. [Hz]	2.0	2.1	2.1	2.0	2.0	2.0	2.1	2.2	2.1	2.0
Avg. Stride Length [m]	5.6	7.7	7.7	7.6	7.7	7.9	7.9	7.7	7.5	7.6



- [] Ranking at each section and finish
- .-.- No data available at this section
- NA No data available