

Track Rating: Good 3, Weather: Overcast, Rail Position: True

Section												Last 600m		
Field Times		Overall	1000m	800m	600m	400m	200m						0:34.55	
		1:00.26 (0:04.34)	0:55.92 (0:10.91)	0:45.01 (0:10.46)	0:34.55 (0:11.02)	0:23.53 (0:11.53)	0:12.00 (0:12.00)							
Rank	TAB	Horse/Jockey	Barrier	Top Speed [km/h]	Fastest Section							Margin	Distance Travelled [m]	
1	6	JANEAN Justin Stanley	1	69.5 800m	0:04.51 Overall	1:00.26 [1] (0:04.51)	0:55.75 [4] (0:11.01)	0:44.74 [4] (0:10.60)	0:34.14 [5] (0:11.08)	0:23.06 [3] (0:11.26)	0:11.80 [3] (0:11.80)	1:00.26	0:34.14	
2	12	CHATILLY Chelsea Jokic	7	69.7 800m	0:04.34 Overall	1:00.64 [2] (0:04.34)	0:56.30 [1] (0:10.91)	0:45.39 [1] (0:10.46)	0:34.93 [1] (0:11.02)	0:23.91 [1] (0:11.53)	0:12.38 [1] (0:12.38)	2.3L	0:34.93	+5
3	14	LENNY ROCKET Tahlia Fenlon	5	69.7 800m	0:04.58 Overall	1:00.65 [3] (0:04.58)	0:56.07 [7] (0:11.15)	0:44.92 [6] (0:10.50)	0:34.42 [6] (0:11.03)	0:23.39 [6] (0:11.38)	0:12.01 [4] (0:12.01)	2.4L	0:34.42	-1
4	7	SCHATZI Adrian Layt	17	69.7 1000m	0:04.77 Overall	1:00.68 [4] (0:04.77)	0:55.91 [9] (0:11.10)	0:44.81 [8] (0:10.58)	0:34.23 [8] (0:11.08)	0:23.15 [9] (0:11.33)	0:11.82 [9] (0:11.82)	2.6L	0:34.23	+3
5	8	ELIE JOE Morgan Butler	4	69.5 1000m	0:04.49 Overall	1:00.97 [5] (0:04.49)	0:56.48 [3] (0:10.88)	0:45.60 [2] (0:10.63)	0:34.97 [2] (0:10.90)	0:24.07 [2] (0:11.42)	0:12.65 [2] (0:12.65)	4.1L	0:34.97	-5
6	3	CHALKLEY Erin Molloy	10	70.6 800m	0:04.46 Overall	1:01.12 [6] (0:04.46)	0:56.66 [2] (0:11.04)	0:45.62 [3] (0:10.55)	0:35.07 [3] (0:11.20)	0:23.87 [5] (0:11.58)	0:12.29 [8] (0:12.29)	4.9L	0:35.07	+5
7	2	NUKE Nicole Seymour	13	69.9 800m	0:04.55 Overall	1:01.17 [7] (0:04.55)	0:56.62 [6] (0:11.35)	0:45.27 [9] (0:10.58)	0:34.69 [9] (0:11.03)	0:23.66 [8] (0:11.23)	0:12.43 [6] (0:12.43)	5.1L	0:34.69	+7
8	1	DENIMS McKenzie Apel	12	70.1 800m	0:04.80 Overall	1:01.25 [8] (0:04.80)	0:56.45 [10] (0:11.02)	0:45.43 [7] (0:10.62)	0:34.81 [7] (0:10.97)	0:23.84 [7] (0:11.24)	0:12.60 [5] (0:12.60)	5.5L	0:34.81	-5
9	4	HILVERSTON Ashley Butler	11	69.9 1000m	0:04.52 Overall	1:01.40 [9] (0:04.52)	0:56.88 [5] (0:11.04)	0:45.84 [5] (0:10.50)	0:35.34 [4] (0:11.17)	0:24.17 [4] (0:11.54)	0:12.63 [7] (0:12.63)	6.3L	0:35.34	+7
10	9	SHEBABOMB Jason Taylor	6	68.6 800m	0:04.86 Overall	1:01.68 [10] (0:04.86)	0:56.82 [11] (0:11.44)	0:45.38 [11] (0:10.73)	0:34.65 [10] (0:11.31)	0:23.34 [10] (0:11.29)	0:12.05 [10] (0:12.05)	7.8L	0:34.65	+5

Scratched: Flaming Asteroid (#16), Miss Daurian (#15), Chilena (#17), Ixelles (#18), Amrap (#5), Periodigal (#10), Balexia (#11)



Mackay QLD Professional
Race 9: RACING AGAIN TUESDAY 7TH NOV RATINGS BAND 0 - 55
Handicap - 1050m
19 October 2023 - 17:15



MACKAY TURF CLUB
 Ooralea Racecourse

Track Rating: Good 3, Weather: Overcast, Rail Position: True

Section	Overall	1000m	800m	600m	400m	200m	Last 600m
Field Times	1:00.26 (0:04.34)	0:55.92 (0:10.91)	0:45.01 (0:10.46)	0:34.55 (0:11.02)	0:23.53 (0:11.53)	0:12.00 (0:12.00)	0:34.55

Rank	TAB	Horse/Jockey	Barrier	Top Speed [km/h]	Fastest Section	Overall	1000m	800m	600m	400m	200m	Margin	Distance Travelled [m]	
11	13	ACT OF ROYALTY	18	68.0	0:04.59	1:03.46 [11]	0:58.87 [8]	0:47.32 [10]	0:36.35 [11]	0:24.93 [11]	0:13.12 [11]	18.1L	0:36.35	-1
		Adam Sewell		800m	Overall	(0:04.59)	(0:11.55)	(0:10.97)	(0:11.42)	(0:11.81)	(0:13.12)			

Scratched: Flaming Asteroid (#16), Miss Daurian (#15), Chilena (#17), Ixelles (#18), Amrap (#5), Periodigal (#10), Balexia (#11)



Horse/Jockey Name	Janean
Final Rank	1
Fastest Section Time (Section)	0:04.51 (Overall)
Top Speed [km/h] (Section)	69.5 (800m)
Race State	Finished

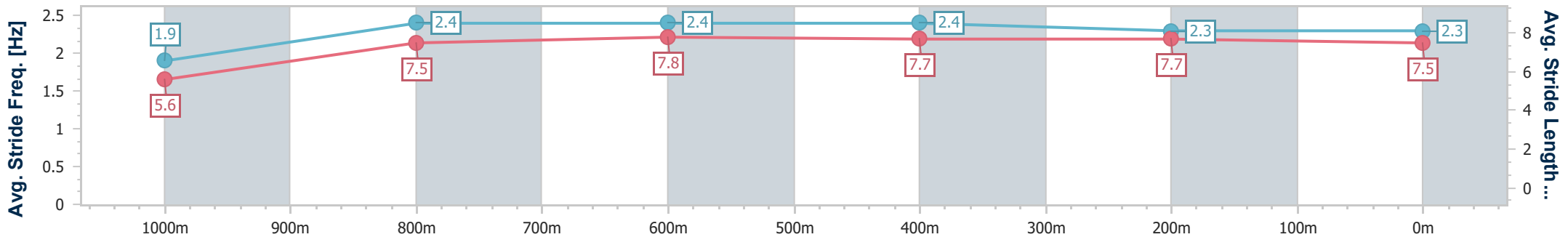
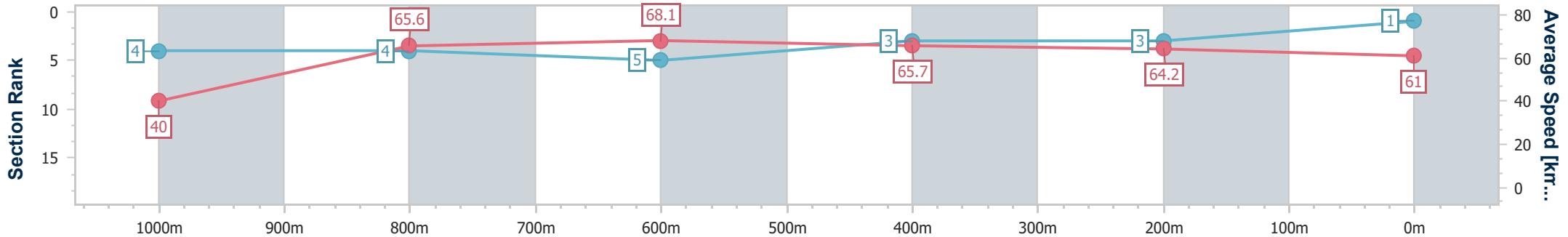


Mackay QLD Professional
 Race 9: RACING AGAIN TUESDAY 7TH NOV RATINGS BAND 0
 - 55 Handicap - 1050m
 19 October 2023 - 17:15



Track Rating: Good 3, Weather: Overcast, Rail Position: True

Section	Overall	1000m	800m	600m	400m	200m
Section Times	1:00.26 [1] (0:04.51)	0:55.75 [4] (0:11.01)	0:44.74 [4] (0:10.60)	0:34.14 [5] (0:11.08)	0:23.06 [3] (0:11.26)	0:11.80 [3] (0:11.80)
Average Speed [km/h]	40.0	65.6	68.1	65.7	64.2	61.0
Top Speed [km/h]	54.1	69.0	69.5	67.5	64.9	64.5
Avg. Dist. to Rail [m]	2.2	0.9	1.0	1.4	3.1	4.0
Avg. Stride Freq. [Hz]	1.9	2.4	2.4	2.4	2.3	2.3
Avg. Stride Length [m]	5.6	7.5	7.8	7.7	7.7	7.5



- [] Ranking at each section and finish
- .-.- No data available at this section
- NA No data available



Horse/Jockey Name	Chatilly
Final Rank	2
Fastest Section Time (Section)	0:04.34 (Overall)
Top Speed [km/h] (Section)	69.7 (800m)
Race State	Finished

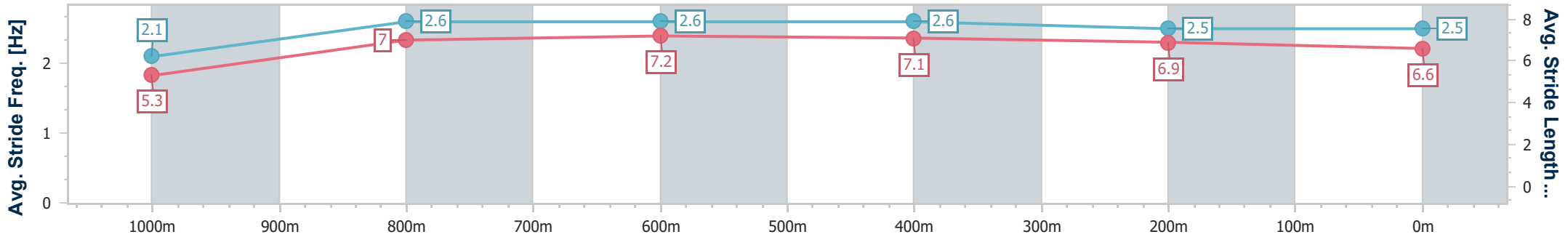
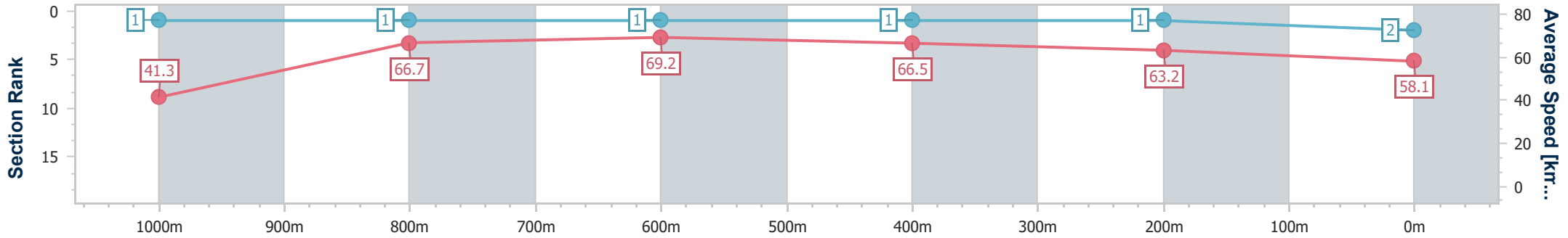


Mackay QLD Professional
 Race 9: RACING AGAIN TUESDAY 7TH NOV RATINGS BAND 0
 - 55 Handicap - 1050m
 19 October 2023 - 17:15



Track Rating: Good 3, Weather: Overcast, Rail Position: True

Section	Overall	1000m	800m	600m	400m	200m
Section Times	1:00.64 [2] (0:04.34)	0:56.30 [1] (0:10.91)	0:45.39 [1] (0:10.46)	0:34.93 [1] (0:11.02)	0:23.91 [1] (0:11.53)	0:12.38 [1] (0:12.38)
Average Speed [km/h]	41.3	66.7	69.2	66.5	63.2	58.1
Top Speed [km/h]	55.3	69.2	69.7	67.1	65.4	61.0
Avg. Dist. to Rail [m]	2.8	3.3	1.7	3.0	5.8	7.6
Avg. Stride Freq. [Hz]	2.1	2.6	2.6	2.6	2.5	2.5
Avg. Stride Length [m]	5.3	7.0	7.2	7.1	6.9	6.6



- [] Ranking at each section and finish
- .-.- No data available at this section
- NA No data available



Horse/Jockey Name	Lenny Rocket
Final Rank	3
Fastest Section Time (Section)	0:04.58 (Overall)
Top Speed [km/h] (Section)	69.7 (800m)
Race State	Finished

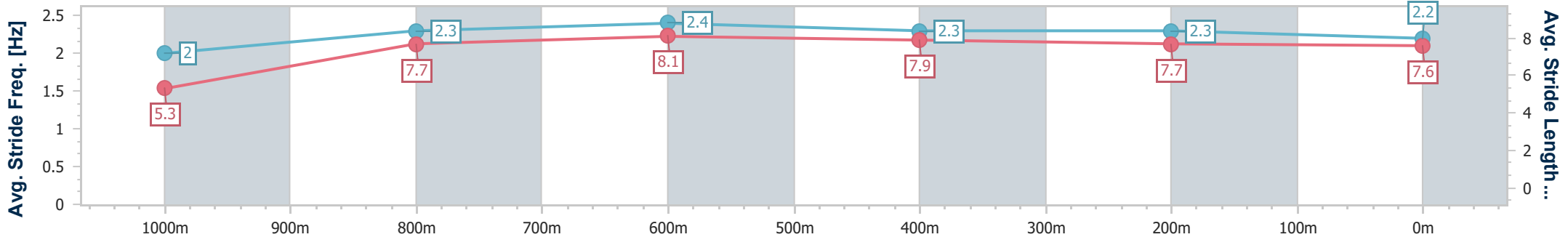
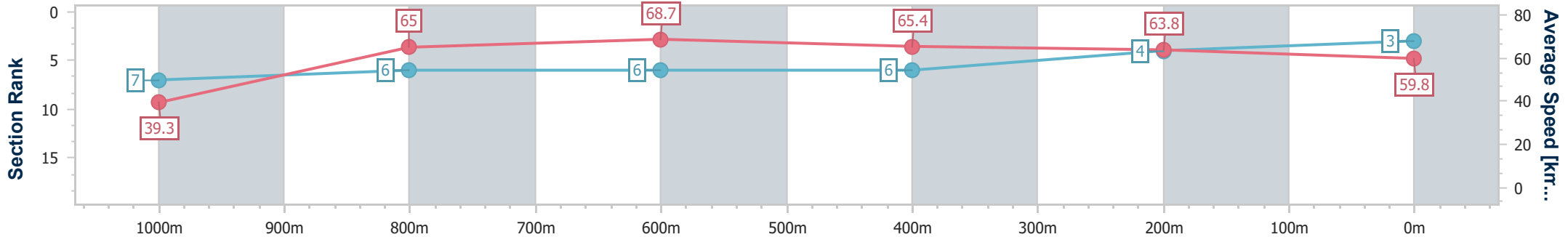


Mackay QLD Professional
 Race 9: RACING AGAIN TUESDAY 7TH NOV RATINGS BAND 0
 - 55 Handicap - 1050m
 19 October 2023 - 17:15



Track Rating: Good 3, Weather: Overcast, Rail Position: True

Section	Overall	1000m	800m	600m	400m	200m
Section Times	1:00.65 [3] (0:04.58)	0:56.07 [7] (0:11.15)	0:44.92 [6] (0:10.50)	0:34.42 [6] (0:11.03)	0:23.39 [6] (0:11.38)	0:12.01 [4] (0:12.01)
Average Speed [km/h]	39.3	65.0	68.7	65.4	63.8	59.8
Top Speed [km/h]	54.1	69.6	69.7	68.1	64.9	62.6
Avg. Dist. to Rail [m]	1.0	2.0	0.8	0.9	4.1	5.8
Avg. Stride Freq. [Hz]	2.0	2.3	2.4	2.3	2.3	2.2
Avg. Stride Length [m]	5.3	7.7	8.1	7.9	7.7	7.6



- [] Ranking at each section and finish
- .-.- No data available at this section
- NA No data available



Horse/Jockey Name	Schatzi
Final Rank	4
Fastest Section Time (Section)	0:04.77 (Overall)
Top Speed [km/h] (Section)	69.7 (1000m)
Race State	Finished

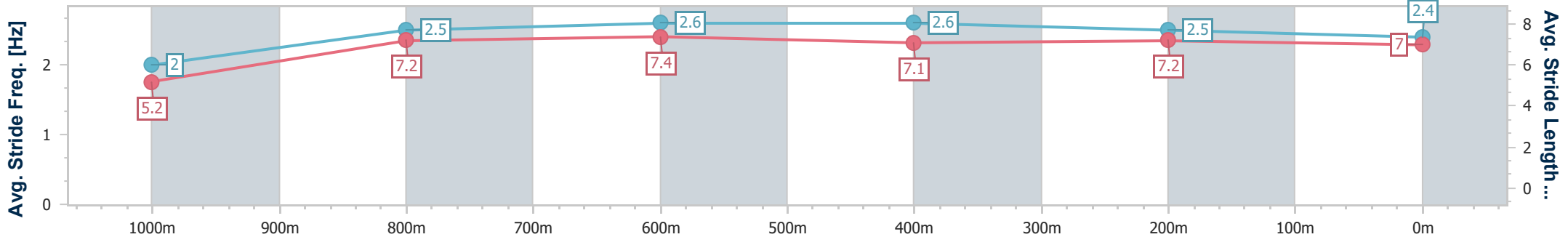
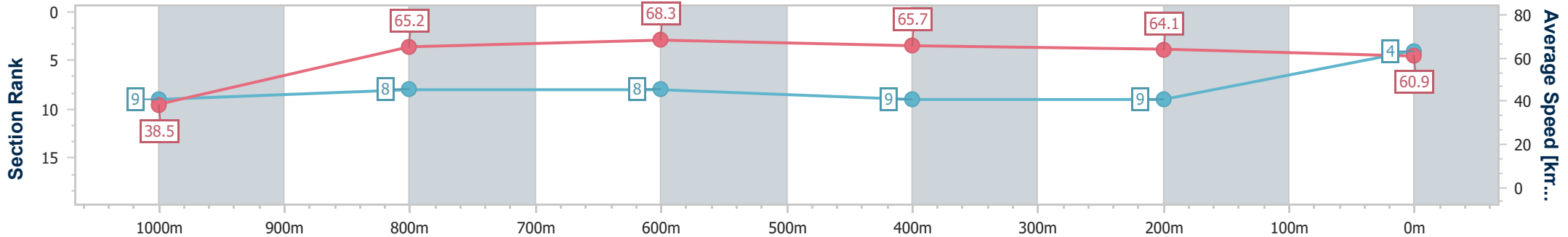


Mackay QLD Professional
 Race 9: RACING AGAIN TUESDAY 7TH NOV RATINGS BAND 0
 - 55 Handicap - 1050m
 19 October 2023 - 17:15



Track Rating: Good 3, Weather: Overcast, Rail Position: True

Section	Overall	1000m	800m	600m	400m	200m
Section Times	1:00.68 [4] (0:04.77)	0:55.91 [9] (0:11.10)	0:44.81 [8] (0:10.58)	0:34.23 [8] (0:11.08)	0:23.15 [9] (0:11.33)	0:11.82 [9] (0:11.82)
Average Speed [km/h]	38.5	65.2	68.3	65.7	64.1	60.9
Top Speed [km/h]	53.9	69.7	69.7	67.8	64.7	64.4
Avg. Dist. to Rail [m]	6.3	3.8	1.5	1.5	3.7	4.8
Avg. Stride Freq. [Hz]	2.0	2.5	2.6	2.6	2.5	2.4
Avg. Stride Length [m]	5.2	7.2	7.4	7.1	7.2	7.0



- [] Ranking at each section and finish
- .-.- No data available at this section
- NA No data available



Horse/Jockey Name	Elie Joe
Final Rank	5
Fastest Section Time (Section)	0:04.49 (Overall)
Top Speed [km/h] (Section)	69.5 (1000m)
Race State	Finished

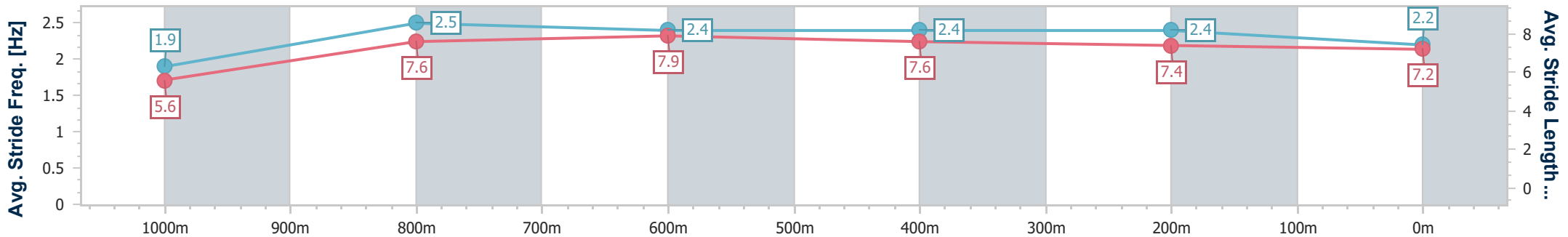
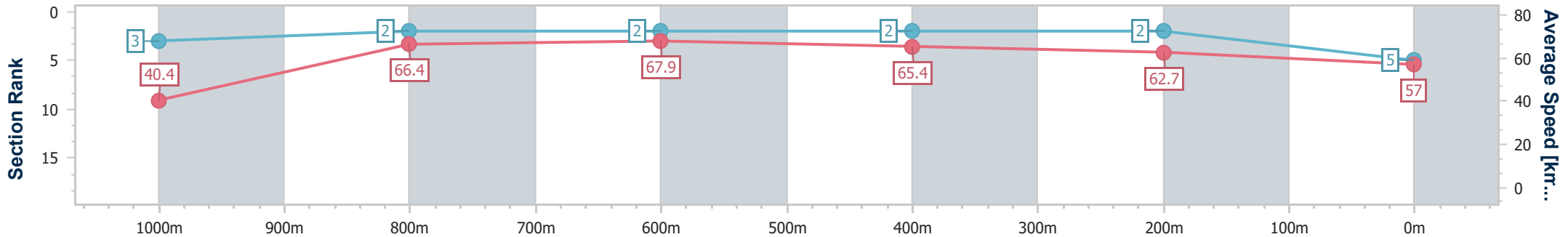


Mackay QLD Professional
Race 9: RACING AGAIN TUESDAY 7TH NOV RATINGS BAND 0
- 55 Handicap - 1050m
19 October 2023 - 17:15



Track Rating: Good 3, Weather: Overcast, Rail Position: True

Section	Overall	1000m	800m	600m	400m	200m
Section Times	1:00.97 [5] (0:04.49)	0:56.48 [3] (0:10.88)	0:45.60 [2] (0:10.63)	0:34.97 [2] (0:10.90)	0:24.07 [2] (0:11.42)	0:12.65 [2] (0:12.65)
Average Speed [km/h]	40.4	66.4	67.9	65.4	62.7	57.0
Top Speed [km/h]	56.2	69.5	69.4	67.3	65.0	60.6
Avg. Dist. to Rail [m]	1.0	0.8	0.9	1.2	1.0	1.1
Avg. Stride Freq. [Hz]	1.9	2.5	2.4	2.4	2.4	2.2
Avg. Stride Length [m]	5.6	7.6	7.9	7.6	7.4	7.2



- [] Ranking at each section and finish
- .-.- No data available at this section
- NA No data available



Horse/Jockey Name	Chalkley
Final Rank	6
Fastest Section Time (Section)	0:04.46 (Overall)
Top Speed [km/h] (Section)	70.6 (800m)
Race State	Finished

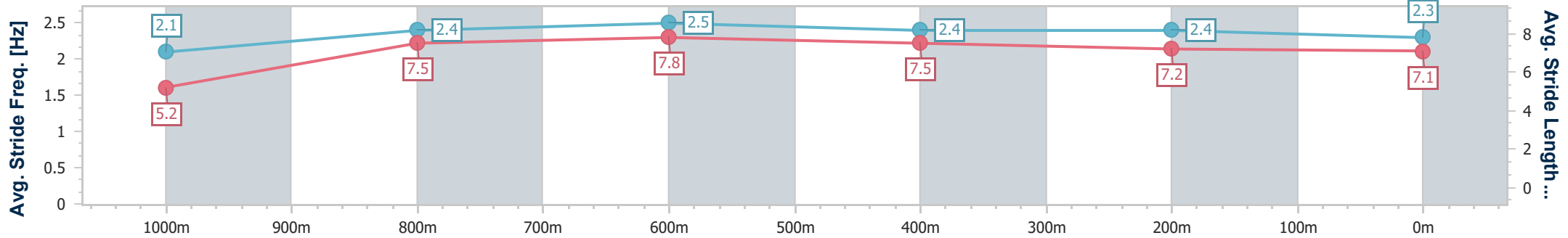
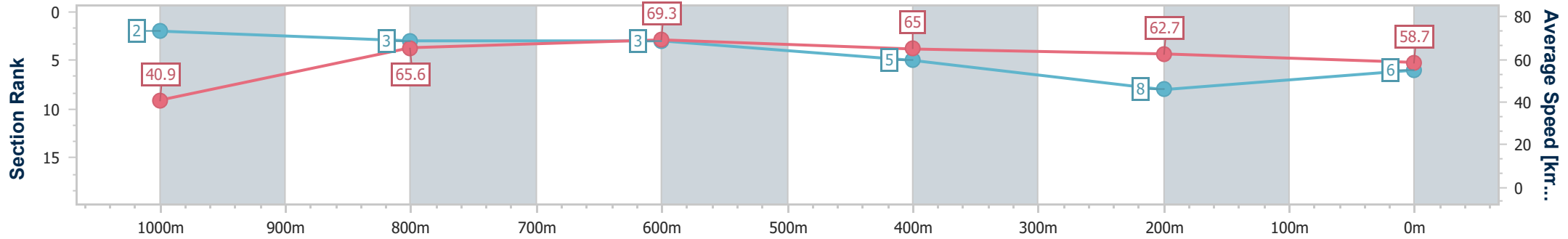


Mackay QLD Professional
 Race 9: RACING AGAIN TUESDAY 7TH NOV RATINGS BAND 0
 - 55 Handicap - 1050m
 19 October 2023 - 17:15



Track Rating: Good 3, Weather: Overcast, Rail Position: True

Section	Overall	1000m	800m	600m	400m	200m
Section Times	1:01.12 [6] (0:04.46)	0:56.66 [2] (0:11.04)	0:45.62 [3] (0:10.55)	0:35.07 [3] (0:11.20)	0:23.87 [5] (0:11.58)	0:12.29 [8] (0:12.29)
Average Speed [km/h]	40.9	65.6	69.3	65.0	62.7	58.7
Top Speed [km/h]	55.6	70.1	70.6	68.2	64.5	61.3
Avg. Dist. to Rail [m]	3.1	4.1	2.9	2.1	4.3	4.8
Avg. Stride Freq. [Hz]	2.1	2.4	2.5	2.4	2.4	2.3
Avg. Stride Length [m]	5.2	7.5	7.8	7.5	7.2	7.1



- [] Ranking at each section and finish
- .-.- No data available at this section
- NA No data available



Horse/Jockey Name	Nuke
Final Rank	7
Fastest Section Time (Section)	0:04.55 (Overall)
Top Speed [km/h] (Section)	69.9 (800m)
Race State	Finished

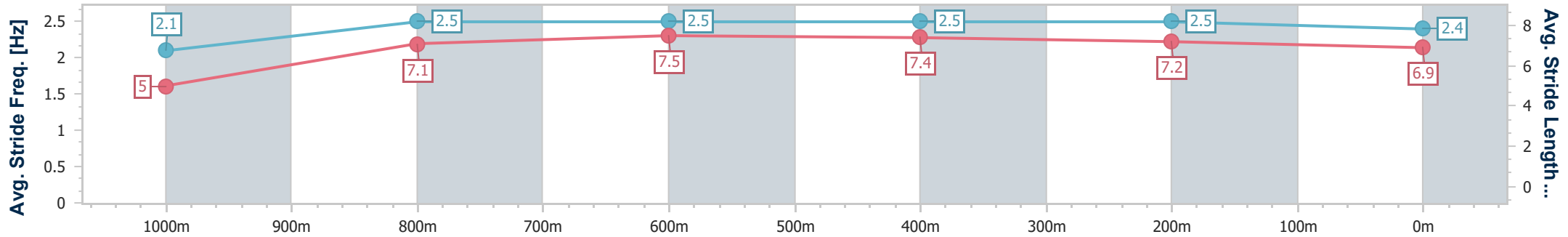
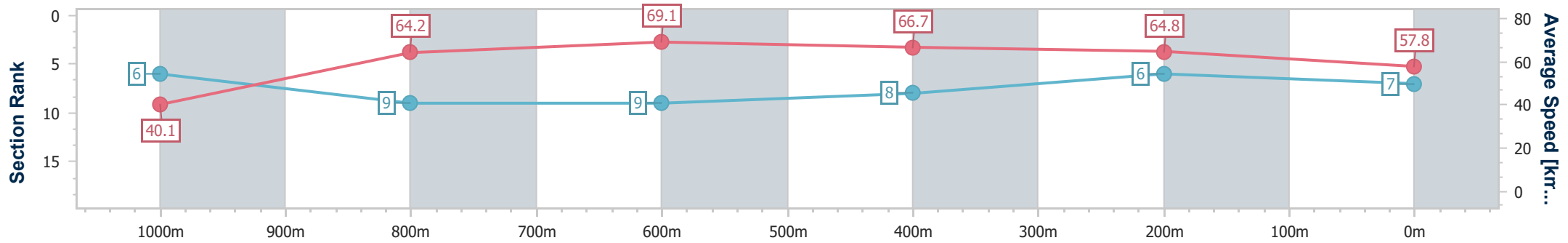


Mackay QLD Professional
 Race 9: RACING AGAIN TUESDAY 7TH NOV RATINGS BAND 0
 - 55 Handicap - 1050m
 19 October 2023 - 17:15



Track Rating: Good 3, Weather: Overcast, Rail Position: True

Section	Overall	1000m	800m	600m	400m	200m
Section Times	1:01.17 [7] (0:04.55)	0:56.62 [6] (0:11.35)	0:45.27 [9] (0:10.58)	0:34.69 [9] (0:11.03)	0:23.66 [8] (0:11.23)	0:12.43 [6] (0:12.43)
Average Speed [km/h]	40.1	64.2	69.1	66.7	64.8	57.8
Top Speed [km/h]	54.0	68.4	69.9	68.1	66.0	61.5
Avg. Dist. to Rail [m]	6.2	6.2	4.4	3.2	6.0	7.5
Avg. Stride Freq. [Hz]	2.1	2.5	2.5	2.5	2.5	2.4
Avg. Stride Length [m]	5.0	7.1	7.5	7.4	7.2	6.9



- [] Ranking at each section and finish
- .-.- No data available at this section
- NA No data available



Horse/Jockey Name	Denims
Final Rank	8
Fastest Section Time (Section)	0:04.80 (Overall)
Top Speed [km/h] (Section)	70.1 (800m)
Race State	Finished

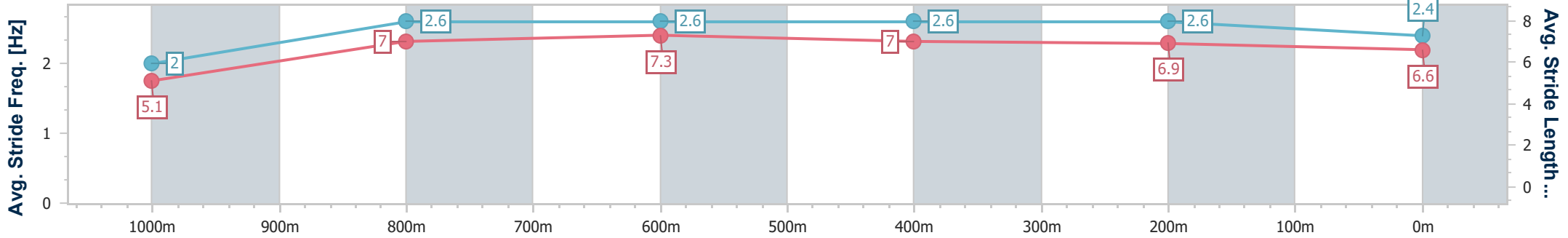
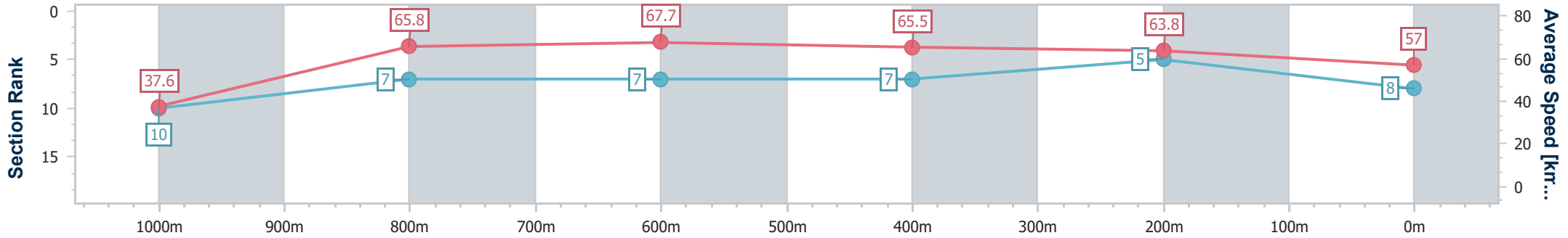


Mackay QLD Professional
 Race 9: RACING AGAIN TUESDAY 7TH NOV RATINGS BAND 0
 - 55 Handicap - 1050m
 19 October 2023 - 17:15



Track Rating: Good 3, Weather: Overcast, Rail Position: True

Section	Overall	1000m	800m	600m	400m	200m
Section Times	1:01.25 [8] (0:04.80)	0:56.45 [10] (0:11.02)	0:45.43 [7] (0:10.62)	0:34.81 [7] (0:10.97)	0:23.84 [7] (0:11.24)	0:12.60 [5] (0:12.60)
Average Speed [km/h]	37.6	65.8	67.7	65.5	63.8	57.0
Top Speed [km/h]	52.7	69.8	70.1	66.4	65.5	61.8
Avg. Dist. to Rail [m]	5.5	3.0	0.6	0.6	1.0	0.5
Avg. Stride Freq. [Hz]	2.0	2.6	2.6	2.6	2.6	2.4
Avg. Stride Length [m]	5.1	7.0	7.3	7.0	6.9	6.6



- [] Ranking at each section and finish
- .-.- No data available at this section
- NA No data available



Horse/Jockey Name	Hilverston
Final Rank	9
Fastest Section Time (Section)	0:04.52 (Overall)
Top Speed [km/h] (Section)	69.9 (1000m)
Race State	Finished

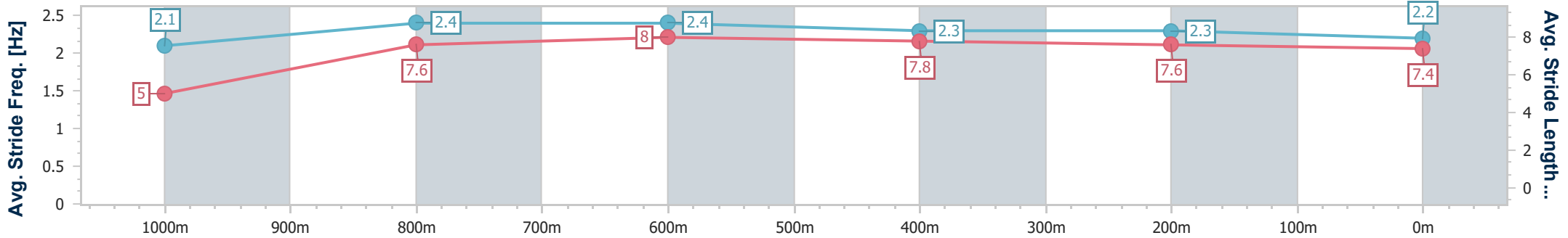
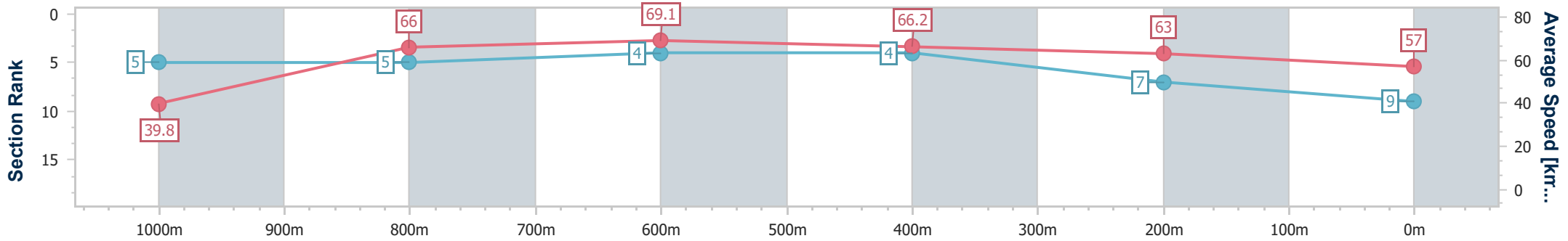


Mackay QLD Professional
 Race 9: RACING AGAIN TUESDAY 7TH NOV RATINGS BAND 0
 - 55 Handicap - 1050m
 19 October 2023 - 17:15



Track Rating: Good 3, Weather: Overcast, Rail Position: True

Section	Overall	1000m	800m	600m	400m	200m
Section Times	1:01.40 [9] (0:04.52)	0:56.88 [5] (0:11.04)	0:45.84 [5] (0:10.50)	0:35.34 [4] (0:11.17)	0:24.17 [4] (0:11.54)	0:12.63 [7] (0:12.63)
Average Speed [km/h]	39.8	66.0	69.1	66.2	63.0	57.0
Top Speed [km/h]	54.4	69.9	69.6	67.4	64.4	61.5
Avg. Dist. to Rail [m]	4.6	4.3	2.8	3.6	4.9	5.4
Avg. Stride Freq. [Hz]	2.1	2.4	2.4	2.3	2.3	2.2
Avg. Stride Length [m]	5.0	7.6	8.0	7.8	7.6	7.4



- [] Ranking at each section and finish
- .-.- No data available at this section
- NA No data available



Horse/Jockey Name	Shesabomb
Final Rank	10
Fastest Section Time (Section)	0:04.86 (Overall)
Top Speed [km/h] (Section)	68.6 (800m)
Race State	Finished

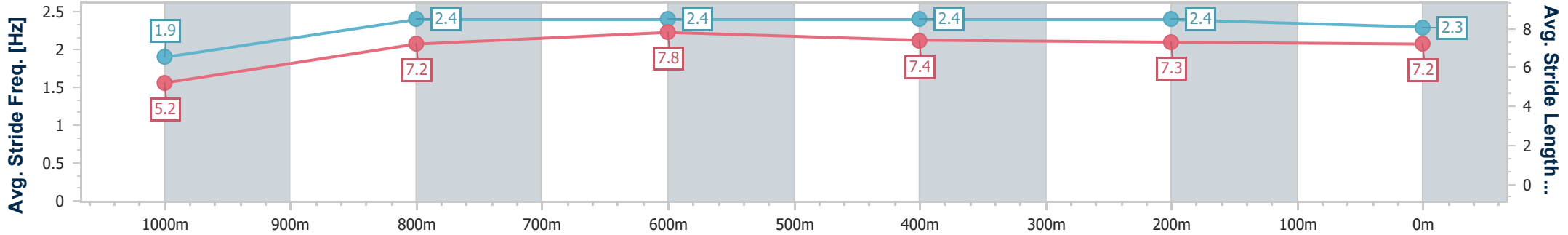
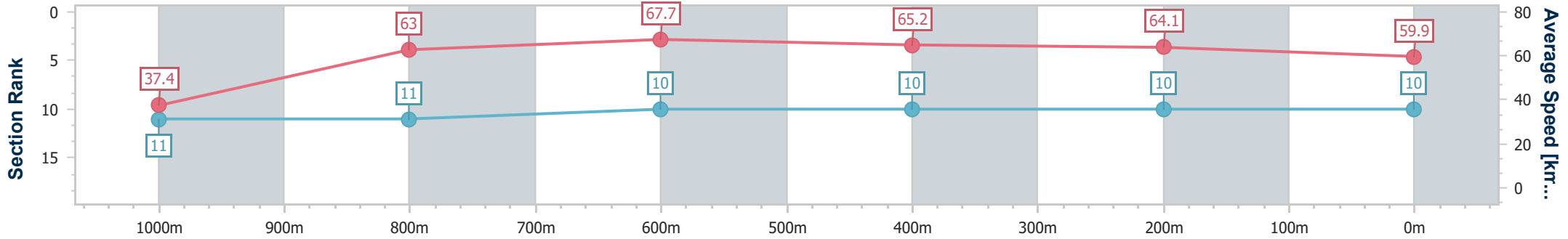


Mackay QLD Professional
 Race 9: RACING AGAIN TUESDAY 7TH NOV RATINGS BAND 0
 - 55 Handicap - 1050m
 19 October 2023 - 17:15



Track Rating: Good 3, Weather: Overcast, Rail Position: True

Section	Overall	1000m	800m	600m	400m	200m
Section Times	1:01.68 [10] (0:04.86)	0:56.82 [11] (0:11.44)	0:45.38 [11] (0:10.73)	0:34.65 [10] (0:11.31)	0:23.34 [10] (0:11.29)	0:12.05 [10] (0:12.05)
Average Speed [km/h]	37.4	63.0	67.7	65.2	64.1	59.9
Top Speed [km/h]	52.0	67.5	68.6	65.8	65.8	64.2
Avg. Dist. to Rail [m]	1.5	1.9	1.3	3.3	3.5	4.8
Avg. Stride Freq. [Hz]	1.9	2.4	2.4	2.4	2.4	2.3
Avg. Stride Length [m]	5.2	7.2	7.8	7.4	7.3	7.2



- [] Ranking at each section and finish
- .-.- No data available at this section
- NA No data available



Horse/Jockey Name	Act Of Royalty
Final Rank	11
Fastest Section Time (Section)	0:04.59 (Overall)
Top Speed [km/h] (Section)	68.0 (800m)
Race State	Finished

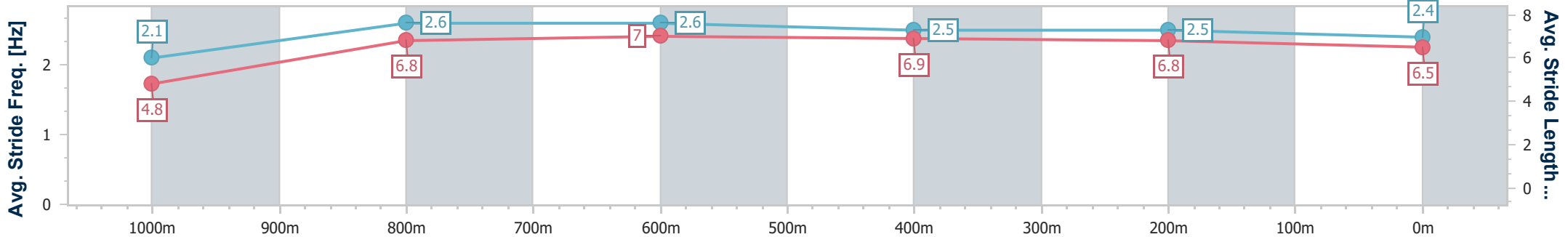
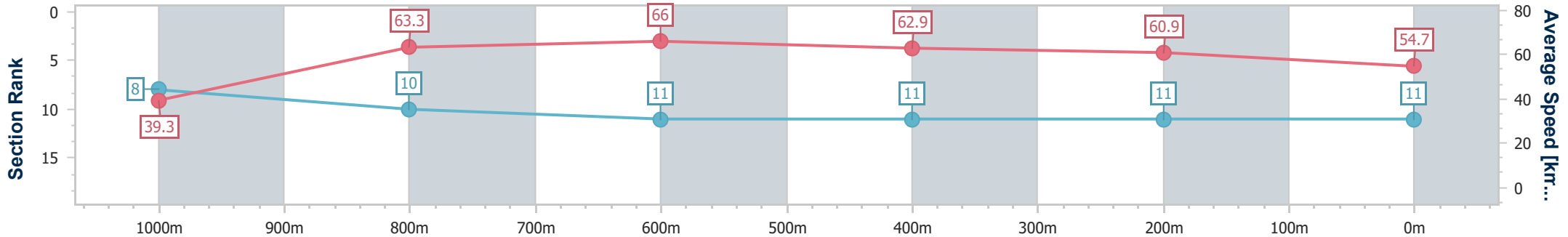


Mackay QLD Professional
 Race 9: RACING AGAIN TUESDAY 7TH NOV RATINGS BAND 0
 - 55 Handicap - 1050m
 19 October 2023 - 17:15



Track Rating: Good 3, Weather: Overcast, Rail Position: True

Section	Overall	1000m	800m	600m	400m	200m
Section Times	1:03.46 [11] (0:04.59)	0:58.87 [8] (0:11.55)	0:47.32 [10] (0:10.97)	0:36.35 [11] (0:11.42)	0:24.93 [11] (0:11.81)	0:13.12 [11] (0:13.12)
Average Speed [km/h]	39.3	63.3	66.0	62.9	60.9	54.7
Top Speed [km/h]	53.4	66.9	68.0	63.9	62.2	61.4
Avg. Dist. to Rail [m]	8.2	7.8	1.5	0.6	0.8	1.2
Avg. Stride Freq. [Hz]	2.1	2.6	2.6	2.5	2.5	2.4
Avg. Stride Length [m]	4.8	6.8	7.0	6.9	6.8	6.5



- [] Ranking at each section and finish
- .-.- No data available at this section
- NA No data available