



# Mackay QLD Professional

## Race 8: PHOTOBOOTH MAGIC BENCHMARK 70 Handicap - 1100m

19 October 2023 - 16:38



MACKAY TURF CLUB  
Ooralea Racecourse

Track Rating: Good 3, Weather: Overcast, Rail Position: True

Section													Last 600m	
Field Times		Overall	1000m	800m	600m	400m	200m						0:34.42	
		1:03.23 (0:07.39)	0:55.84 (0:10.70)	0:45.14 (0:10.72)	0:34.42 (0:11.33)	0:23.09 (0:11.48)	0:11.61 (0:11.61)							
Rank	TAB	Horse/Jockey	Barrier	Top Speed [km/h]	Fastest Section								Margin	Distance Travelled [m]
1	9	TOTO Jackson Murphy	1	68.7 800m	0:07.67 Overall	1:03.23 [1] (0:07.67)	0:55.56 [6] (0:10.87)	0:44.69 [6] (0:10.78)	0:33.91 [6] (0:11.31)	0:22.60 [7] (0:11.14)	0:11.46 [3] (0:11.46)	1:03.23	0:33.91	
2	5	KAHAYLAAN Adam Sewell	5	69.8 1000m	0:07.80 Overall	1:03.57 [2] (0:07.80)	0:55.77 [8] (0:10.74)	0:45.03 [7] (0:10.70)	0:34.33 [4] (0:11.21)	0:23.12 [3] (0:11.35)	0:11.77 [4] (0:11.77)	1.8L	0:34.33	+6
3	2	FRATELLINO Gabrielle Semmens	7	69.6 800m	0:07.56 Overall	1:03.63 [3] (0:07.56)	0:56.07 [2] (0:10.69)	0:45.38 [3] (0:10.79)	0:34.59 [2] (0:11.31)	0:23.28 [2] (0:11.40)	0:11.88 [2] (0:11.88)	2.1L	0:34.59	+6
4	7	CHAMELEON CHOICE Justin Stanley	10	68.9 800m	0:07.39 Overall	1:03.72 [4] (0:07.39)	0:56.33 [1] (0:10.70)	0:45.63 [1] (0:10.72)	0:34.91 [1] (0:11.33)	0:23.58 [1] (0:11.48)	0:12.10 [1] (0:12.10)	2.6L	0:34.91	+2
5	6	COLD POWER Morgan Butler	4	69.2 1000m	0:07.76 Overall	1:03.81 [5] (0:07.76)	0:56.05 [7] (0:10.89)	0:45.16 [8] (0:10.85)	0:34.31 [8] (0:11.25)	0:23.06 [8] (0:11.26)	0:11.80 [6] (0:11.80)	3.1L	0:34.31	+4
6	4	MEDIA EMPIRE Warwick Satherley	8	69.5 1000m	0:07.63 Overall	1:03.81 [6] (0:07.63)	0:56.18 [5] (0:10.60)	0:45.58 [2] (0:10.92)	0:34.66 [3] (0:11.43)	0:23.23 [4] (0:11.47)	0:11.76 [7] (0:11.76)	3.2L	0:34.66	+8
7	10	TEST OF WAR Brooke Johnson	9	69.6 1000m	0:07.62 Overall	1:03.84 [7] (0:07.62)	0:56.22 [3] (0:10.72)	0:45.50 [4] (0:10.98)	0:34.52 [7] (0:11.28)	0:23.24 [5] (0:11.32)	0:11.92 [5] (0:11.92)	3.4L	0:34.52	+9
8	8	STARS DON'T RUST Jason Taylor	2	67.6 800m	0:07.96 Overall	1:04.82 [8] (0:07.96)	0:56.86 [9] (0:11.17)	0:45.69 [9] (0:10.74)	0:34.95 [9] (0:11.29)	0:23.66 [9] (0:11.50)	0:12.16 [9] (0:12.16)	8.9L	0:34.95	+3
9	3	ACOUSTIX Nicole Seymour	3	68.4 1000m	0:07.63 Overall	1:04.90 [9] (0:07.63)	0:57.27 [4] (0:10.83)	0:46.44 [5] (0:10.79)	0:35.65 [5] (0:11.36)	0:24.29 [6] (0:11.69)	0:12.60 [8] (0:12.60)	9.4L	0:35.65	+0

Scratched: Courtesy Bus (#1)

[ ] Ranking at each section and finish  
 -:-:- No data available at this section  
 NA No data available

SCN Saddle cloth number  
 DNF Did not finish  
 DNT Did not track



Horse/Jockey Name	Toto
Final Rank	1
Fastest Section Time (Section)	0:07.67 (Overall)
Top Speed [km/h] (Section)	68.7 (800m)
Race State	Finished



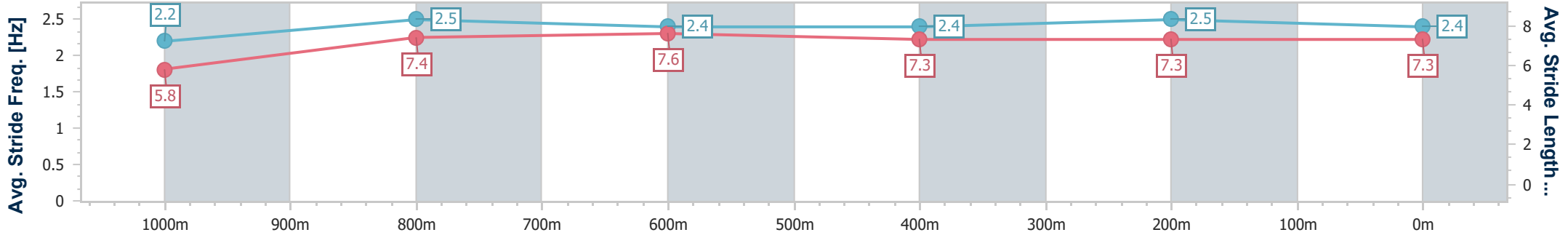
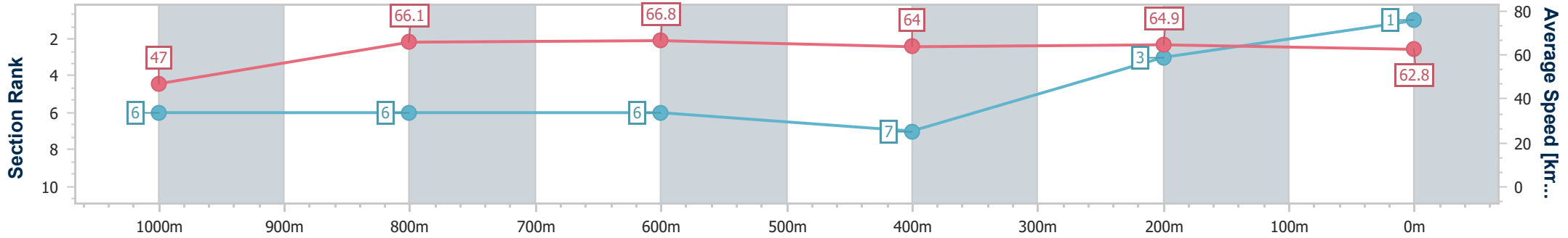
Mackay QLD Professional  
Race 8: PHOTOBOOTH MAGIC BENCHMARK 70 Handicap - 1100m



19 October 2023 - 16:38

Track Rating: Good 3, Weather: Overcast, Rail Position: True

Section	Overall	1000m	800m	600m	400m	200m
Section Times	1:03.23 [1] (0:07.67)	0:55.56 [6] (0:10.87)	0:44.69 [6] (0:10.78)	0:33.91 [6] (0:11.31)	0:22.60 [7] (0:11.14)	0:11.46 [3] (0:11.46)
Average Speed [km/h]	47.0	66.1	66.8	64.0	64.9	62.8
Top Speed [km/h]	64.2	68.5	68.7	66.4	65.6	66.1
Avg. Dist. to Rail [m]	1.9	0.5	0.6	1.0	1.4	2.4
Avg. Stride Freq. [Hz]	2.2	2.5	2.4	2.4	2.5	2.4
Avg. Stride Length [m]	5.8	7.4	7.6	7.3	7.3	7.3



- [ ] Ranking at each section and finish
- .-.- No data available at this section
- NA No data available



Horse/Jockey Name	Kahaylaan
Final Rank	2
Fastest Section Time (Section)	0:07.80 (Overall)
Top Speed [km/h] (Section)	69.8 (1000m)
Race State	Finished



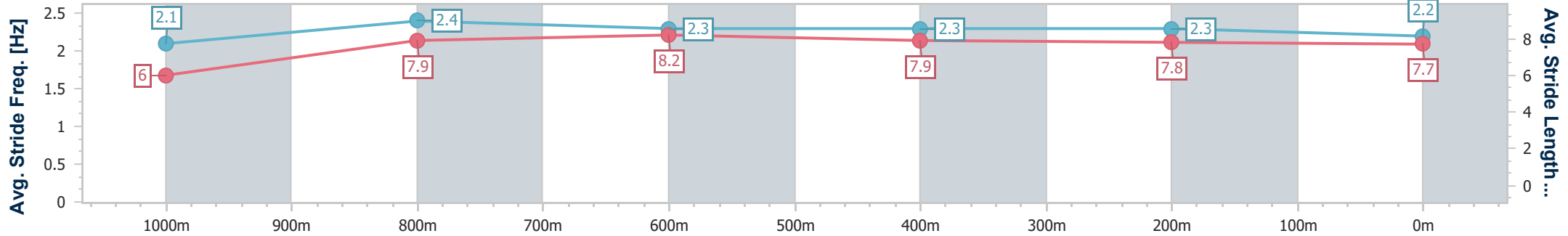
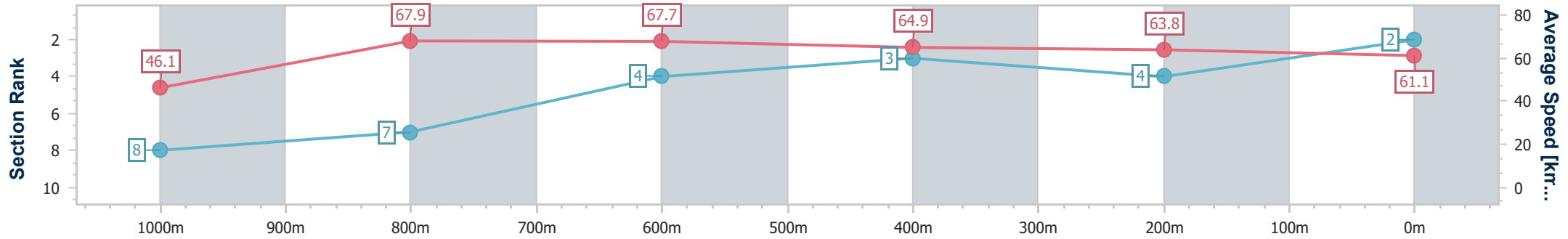
Mackay QLD Professional  
Race 8: PHOTOBOOTH MAGIC BENCHMARK 70 Handicap - 1100m



19 October 2023 - 16:38

Track Rating: Good 3, Weather: Overcast, Rail Position: True

Section	Overall	1000m	800m	600m	400m	200m
Section Times	1:03.57 [2] (0:07.80)	0:55.77 [8] (0:10.74)	0:45.03 [7] (0:10.70)	0:34.33 [4] (0:11.21)	0:23.12 [3] (0:11.35)	0:11.77 [4]
Average Speed [km/h]	46.1	67.9	67.7	64.9	63.8	61.1
Top Speed [km/h]	61.5	69.8	69.0	66.2	64.9	63.8
Avg. Dist. to Rail [m]	6.0	3.3	2.4	1.5	3.9	6.1
Avg. Stride Freq. [Hz]	2.1	2.4	2.3	2.3	2.3	2.2
Avg. Stride Length [m]	6.0	7.9	8.2	7.9	7.8	7.7



- [ ] Ranking at each section and finish
- .-.- No data available at this section
- NA No data available



Horse/Jockey Name	Fratellino
Final Rank	3
Fastest Section Time (Section)	0:07.56 (Overall)
Top Speed [km/h] (Section)	69.6 (800m)
Race State	Finished



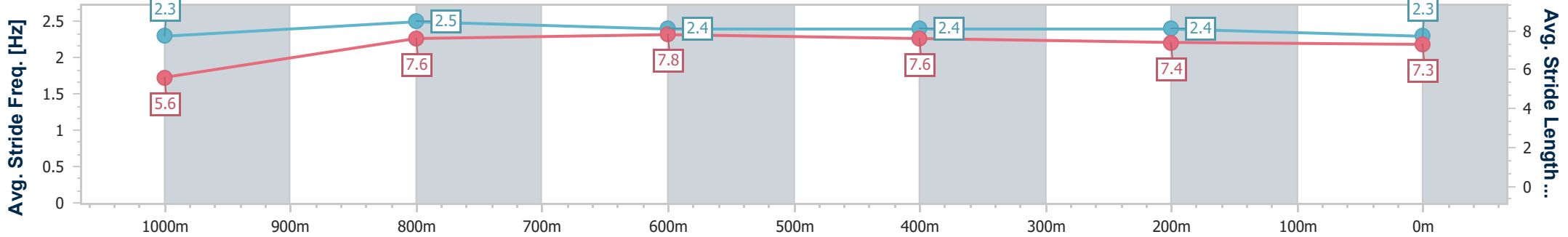
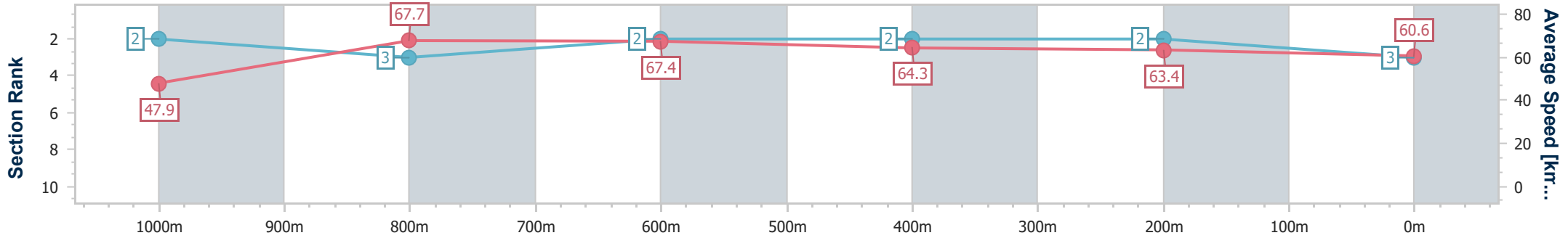
Mackay QLD Professional  
Race 8: PHOTOBOOTH MAGIC BENCHMARK 70 Handicap - 1100m



19 October 2023 - 16:38

Track Rating: Good 3, Weather: Overcast, Rail Position: True

Section	Overall	1000m	800m	600m	400m	200m
Section Times	1:03.63 [3] (0:07.56)	0:56.07 [2] (0:10.69)	0:45.38 [3] (0:10.79)	0:34.59 [2] (0:11.31)	0:23.28 [2] (0:11.40)	0:11.88 [2] (0:11.88)
Average Speed [km/h]	47.9	67.7	67.4	64.3	63.4	60.6
Top Speed [km/h]	62.8	69.5	69.6	65.8	65.2	62.7
Avg. Dist. to Rail [m]	8.2	3.4	3.5	1.1	2.7	4.2
Avg. Stride Freq. [Hz]	2.3	2.5	2.4	2.4	2.4	2.3
Avg. Stride Length [m]	5.6	7.6	7.8	7.6	7.4	7.3



- [ ] Ranking at each section and finish
- .-.- No data available at this section
- NA No data available



Horse/Jockey Name	Chameleon Choice
Final Rank	4
Fastest Section Time (Section)	0:07.39 (Overall)
Top Speed [km/h] (Section)	68.9 (800m)
Race State	Finished



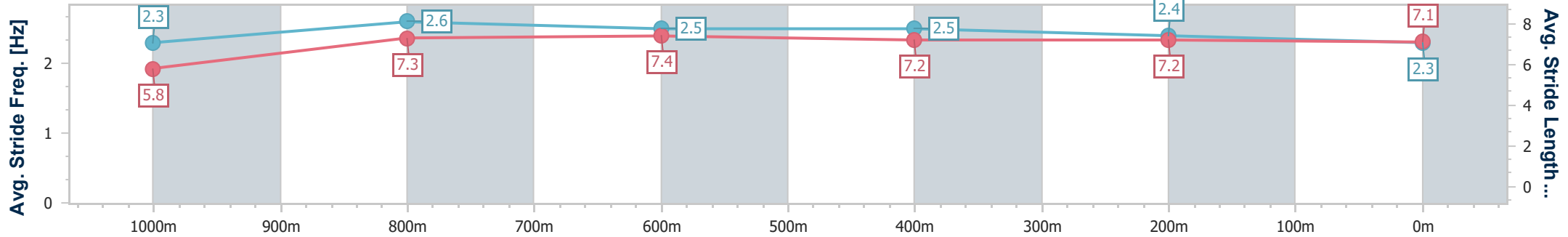
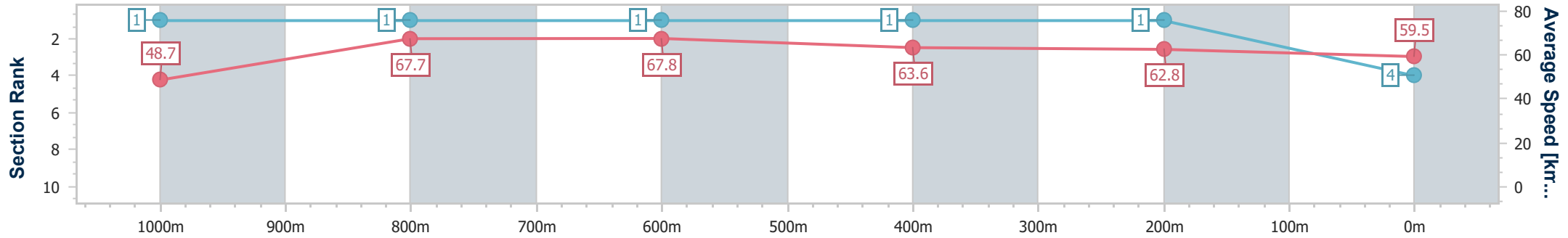
Mackay QLD Professional  
Race 8: PHOTOBOOTH MAGIC BENCHMARK 70 Handicap - 1100m



19 October 2023 - 16:38

Track Rating: Good 3, Weather: Overcast, Rail Position: True

Section	Overall	1000m	800m	600m	400m	200m
Section Times	1:03.72 [4] (0:07.39)	0:56.33 [1] (0:10.70)	0:45.63 [1] (0:10.72)	0:34.91 [1] (0:11.33)	0:23.58 [1] (0:11.48)	0:12.10 [1] (0:12.10)
Average Speed [km/h]	48.7	67.7	67.8	63.6	62.8	59.5
Top Speed [km/h]	64.8	68.8	68.9	66.2	63.5	62.4
Avg. Dist. to Rail [m]	9.0	1.9	2.5	0.7	0.8	1.6
Avg. Stride Freq. [Hz]	2.3	2.6	2.5	2.5	2.4	2.3
Avg. Stride Length [m]	5.8	7.3	7.4	7.2	7.2	7.1



- [ ] Ranking at each section and finish
- .-.- No data available at this section
- NA No data available



Horse/Jockey Name	Cold Power
Final Rank	5
Fastest Section Time (Section)	0:07.76 (Overall)
Top Speed [km/h] (Section)	69.2 (1000m)
Race State	Finished



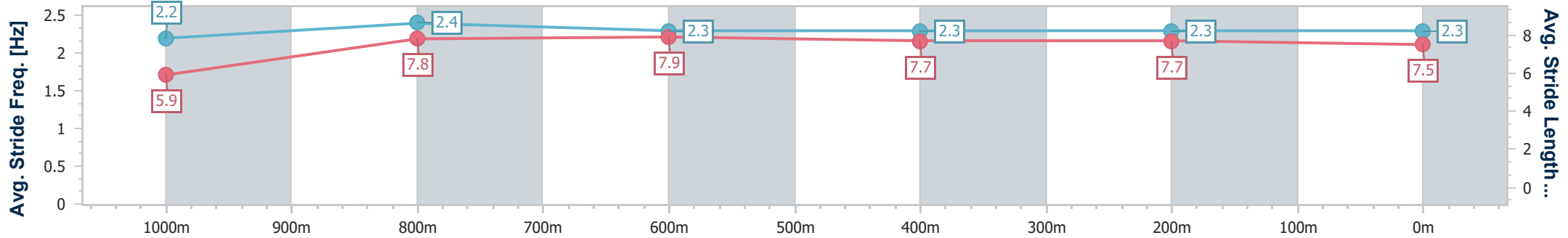
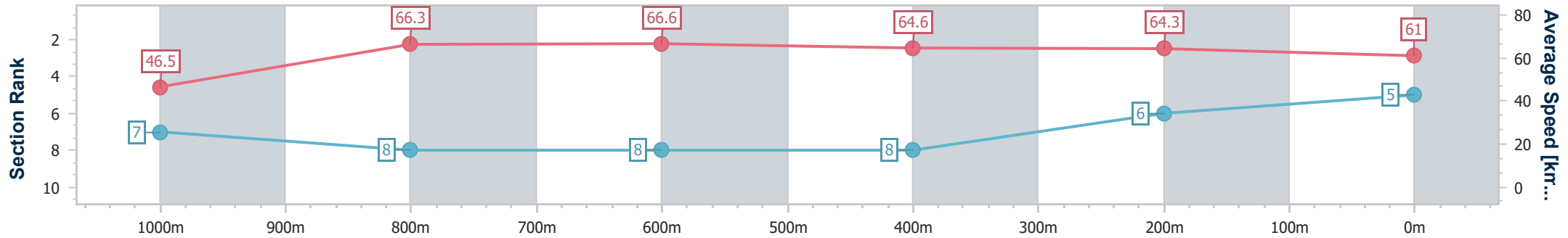
Mackay QLD Professional  
Race 8: PHOTOBOOTH MAGIC BENCHMARK 70 Handicap - 1100m



19 October 2023 - 16:38

Track Rating: Good 3, Weather: Overcast, Rail Position: True

Section	Overall	1000m	800m	600m	400m	200m
Section Times	1:03.81 [5] (0:07.76)	0:56.05 [7] (0:10.89)	0:45.16 [8] (0:10.85)	0:34.31 [8] (0:11.25)	0:23.06 [8] (0:11.26)	0:11.80 [6] (0:11.80)
Average Speed [km/h]	46.5	66.3	66.6	64.6	64.3	61.0
Top Speed [km/h]	60.7	69.2	68.7	65.7	65.2	64.2
Avg. Dist. to Rail [m]	5.6	1.5	1.1	1.4	3.9	5.2
Avg. Stride Freq. [Hz]	2.2	2.4	2.3	2.3	2.3	2.3
Avg. Stride Length [m]	5.9	7.8	7.9	7.7	7.7	7.5



- [ ] Ranking at each section and finish
- .-.- No data available at this section
- NA No data available



Horse/Jockey Name	Media Empire
Final Rank	6
Fastest Section Time (Section)	0:07.63 (Overall)
Top Speed [km/h] (Section)	69.5 (1000m)
Race State	Finished



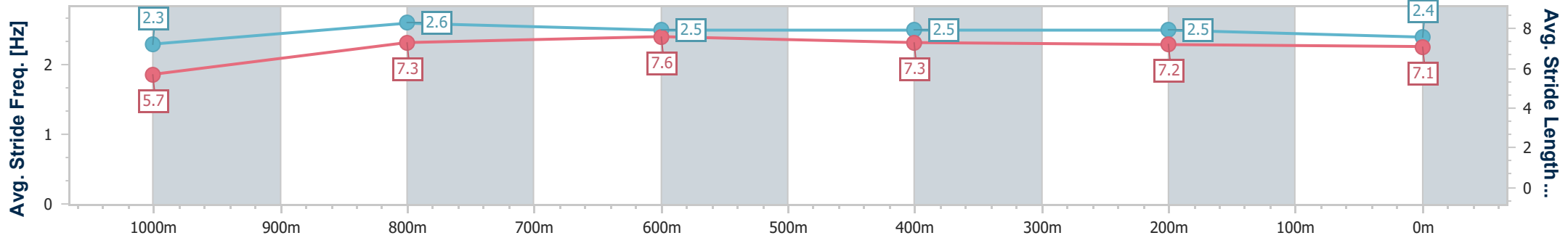
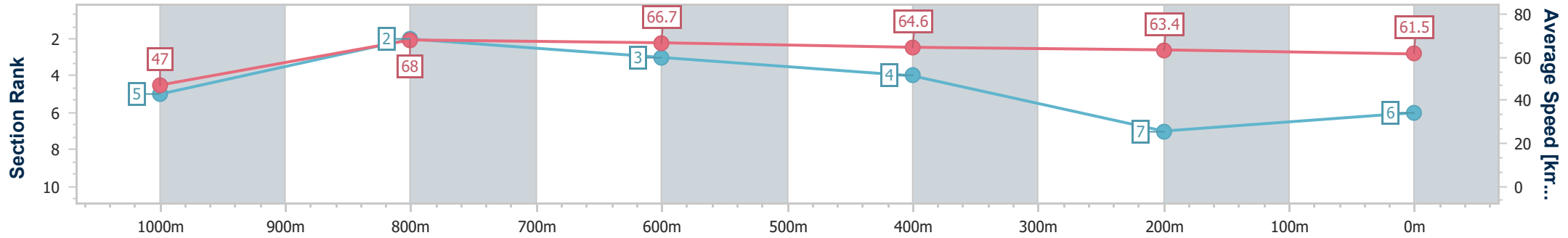
Mackay QLD Professional  
Race 8: PHOTOBOOTH MAGIC BENCHMARK 70 Handicap - 1100m



19 October 2023 - 16:38

Track Rating: Good 3, Weather: Overcast, Rail Position: True

Section	Overall	1000m	800m	600m	400m	200m
Section Times	1:03.81 [6] (0:07.63)	0:56.18 [5] (0:10.60)	0:45.58 [2] (0:10.92)	0:34.66 [3] (0:11.43)	0:23.23 [4] (0:11.47)	0:11.76 [7] (0:11.76)
Average Speed [km/h]	47.0	68.0	66.7	64.6	63.4	61.5
Top Speed [km/h]	63.8	69.5	68.6	66.3	64.6	63.8
Avg. Dist. to Rail [m]	8.7	3.5	3.2	3.5	5.4	6.5
Avg. Stride Freq. [Hz]	2.3	2.6	2.5	2.5	2.5	2.4
Avg. Stride Length [m]	5.7	7.3	7.6	7.3	7.2	7.1



- [ ] Ranking at each section and finish
- .-.- No data available at this section
- NA No data available



Horse/Jockey Name	Test of War
Final Rank	7
Fastest Section Time (Section)	0:07.62 (Overall)
Top Speed [km/h] (Section)	69.6 (1000m)
Race State	Finished



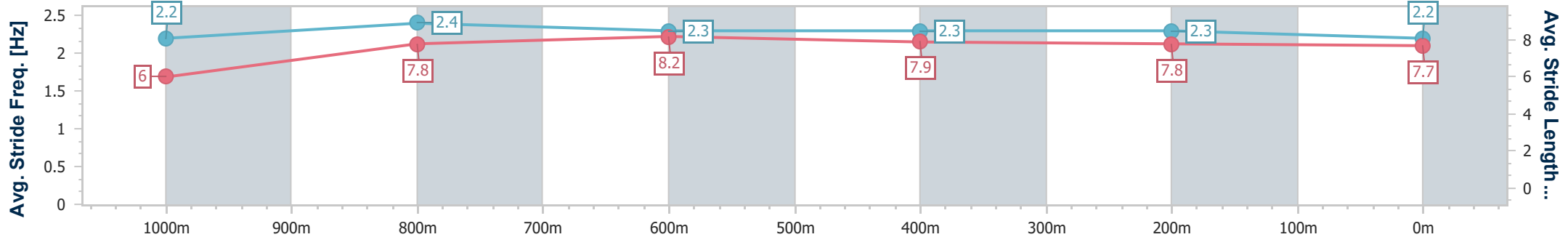
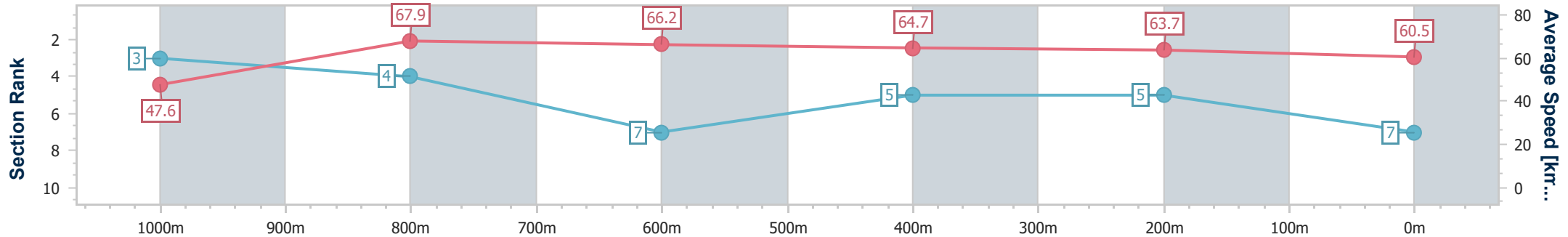
Mackay QLD Professional  
Race 8: PHOTOBOOTH MAGIC BENCHMARK 70 Handicap - 1100m



19 October 2023 - 16:38

Track Rating: Good 3, Weather: Overcast, Rail Position: True

Section	Overall	1000m	800m	600m	400m	200m
Section Times	1:03.84 [7] (0:07.62)	0:56.22 [3] (0:10.72)	0:45.50 [4] (0:10.98)	0:34.52 [7] (0:11.28)	0:23.24 [5] (0:11.32)	0:11.92 [5] (0:11.92)
Average Speed [km/h]	47.6	67.9	66.2	64.7	63.7	60.5
Top Speed [km/h]	65.0	69.6	68.0	65.2	64.4	63.2
Avg. Dist. to Rail [m]	9.8	4.2	3.2	1.5	3.7	6.4
Avg. Stride Freq. [Hz]	2.2	2.4	2.3	2.3	2.3	2.2
Avg. Stride Length [m]	6.0	7.8	8.2	7.9	7.8	7.7



- [ ] Ranking at each section and finish
- .-.- No data available at this section
- NA No data available





Horse/Jockey Name	Stars Don't Rust
Final Rank	8
Fastest Section Time (Section)	0:07.96 (Overall)
Top Speed [km/h] (Section)	67.6 (800m)
Race State	Finished



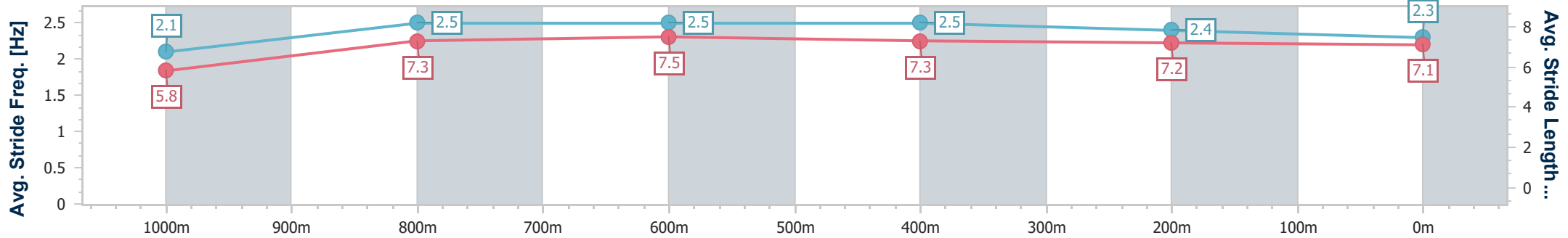
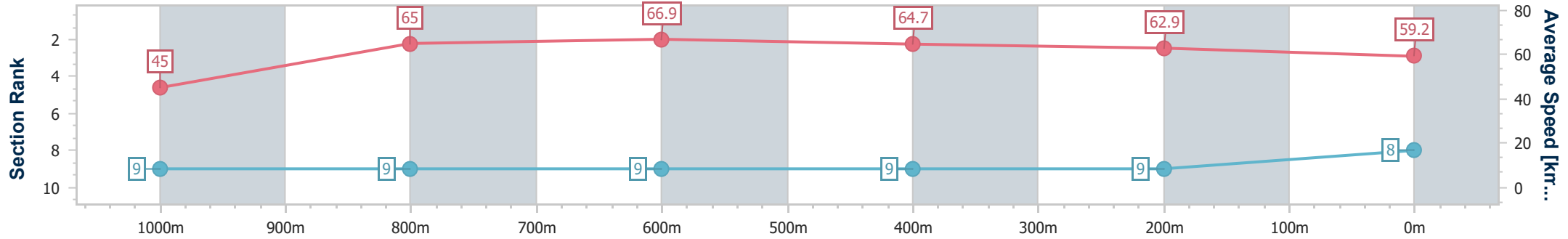
Mackay QLD Professional  
Race 8: PHOTOBOOTH MAGIC BENCHMARK 70 Handicap - 1100m



19 October 2023 - 16:38

Track Rating: Good 3, Weather: Overcast, Rail Position: True

Section	Overall	1000m	800m	600m	400m	200m
Section Times	1:04.82 [8] (0:07.96)	0:56.86 [9] (0:11.17)	0:45.69 [9] (0:10.74)	0:34.95 [9] (0:11.29)	0:23.66 [9] (0:11.50)	0:12.16 [9] (0:12.16)
Average Speed [km/h]	45.0	65.0	66.9	64.7	62.9	59.2
Top Speed [km/h]	60.0	67.4	67.6	65.9	63.4	62.5
Avg. Dist. to Rail [m]	4.0	1.3	0.7	1.8	3.3	3.7
Avg. Stride Freq. [Hz]	2.1	2.5	2.5	2.5	2.4	2.3
Avg. Stride Length [m]	5.8	7.3	7.5	7.3	7.2	7.1



- [ ] Ranking at each section and finish
- .-.- No data available at this section
- NA No data available



Horse/Jockey Name	Acoustix
Final Rank	9
Fastest Section Time (Section)	0:07.63 (Overall)
Top Speed [km/h] (Section)	68.4 (1000m)
Race State	Finished



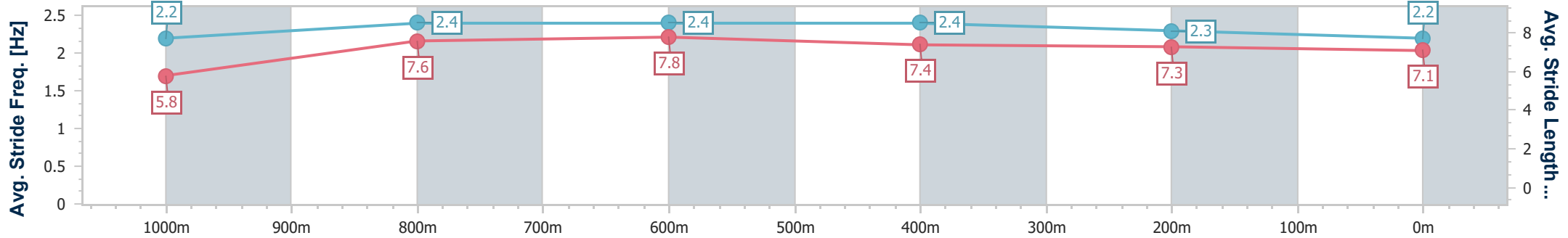
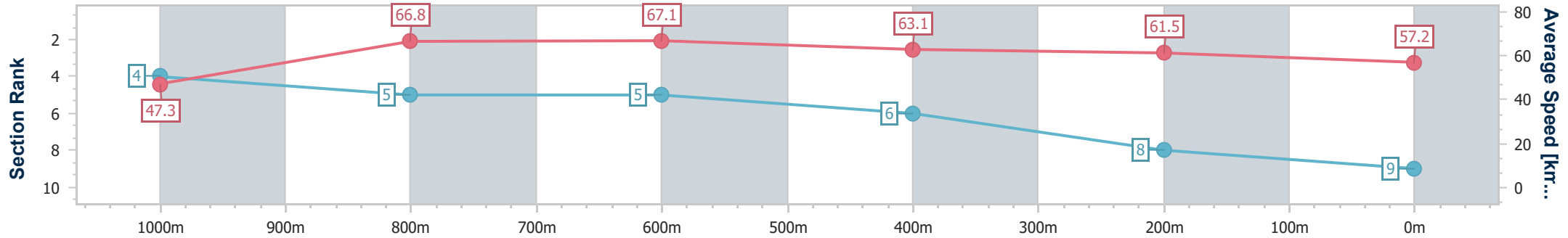
Mackay QLD Professional  
Race 8: PHOTOBOOTH MAGIC BENCHMARK 70 Handicap - 1100m



19 October 2023 - 16:38

Track Rating: Good 3, Weather: Overcast, Rail Position: True

Section	Overall	1000m	800m	600m	400m	200m
Section Times	1:04.90 [9] (0:07.63)	0:57.27 [4] (0:10.83)	0:46.44 [5] (0:10.79)	0:35.65 [5] (0:11.36)	0:24.29 [6] (0:11.69)	0:12.60 [8] (0:12.60)
Average Speed [km/h]	47.3	66.8	67.1	63.1	61.5	57.2
Top Speed [km/h]	64.3	68.4	68.4	65.4	62.4	60.3
Avg. Dist. to Rail [m]	4.1	1.5	1.2	0.3	0.7	0.9
Avg. Stride Freq. [Hz]	2.2	2.4	2.4	2.4	2.3	2.2
Avg. Stride Length [m]	5.8	7.6	7.8	7.4	7.3	7.1



- [ ] Ranking at each section and finish
- .-.- No data available at this section
- NA No data available