

Track Rating: Good 3, Weather: Overcast, Rail Position: True

Section													Last 600m	
Field Times		Overall	1000m	800m	600m	400m	200m						0:35.09	
		1:01.00 (0:04.37)	0:56.63 (0:10.94)	0:45.69 (0:10.60)	0:35.09 (0:11.14)	0:23.95 (0:11.50)	0:12.45 (0:12.45)							
Rank	TAB	Horse/Jockey	Barrier	Top Speed [km/h]	Fastest Section								Margin	Distance Travelled [m]
1	3	BRINGYATICKET Adrian Layt	9	69.6 800m	0:04.48 Overall	1:01.00 [1] (0:04.48)	0:56.52 [4] (0:11.42)	0:45.10 [6] (0:10.81)	0:34.29 [6] (0:11.19)	0:23.10 [5] (0:11.27)	0:11.83 [5] (0:11.83)	1:01.00	0:34.29	
2	9	EYES ARE LION Chelsea Jokic	1	69.0 800m	0:04.45 Overall	1:01.06 [2] (0:04.45)	0:56.61 [2] (0:11.28)	0:45.33 [5] (0:10.69)	0:34.64 [4] (0:11.13)	0:23.51 [3] (0:11.40)	0:12.11 [3] (0:12.11)	0.3L	0:34.64	-5
3	8	MOUNT MARGARET Erin Molloy	3	70.1 800m	0:04.37 Overall	1:01.21 [3] (0:04.37)	0:56.84 [1] (0:11.30)	0:45.54 [3] (0:10.59)	0:34.95 [3] (0:11.36)	0:23.59 [4] (0:11.51)	0:12.08 [4] (0:12.08)	1.1L	0:34.95	+4
4	10	GROVERS PREDICTION Tahlia Fenlon	5	70.5 800m	0:04.46 Overall	1:01.35 [4] (0:04.46)	0:56.89 [3] (0:10.85)	0:46.04 [1] (0:10.60)	0:35.44 [1] (0:11.14)	0:24.30 [1] (0:11.50)	0:12.80 [1] (0:12.80)	1.9L	0:35.44	+0
5	6	HARCASION Nathan Thomas	7	69.6 800m	0:04.55 Overall	1:01.39 [5] (0:04.55)	0:56.84 [6] (0:10.84)	0:46.00 [2] (0:10.74)	0:35.26 [2] (0:11.27)	0:23.99 [2] (0:11.48)	0:12.51 [2] (0:12.51)	2.1L	0:35.26	+4
6	4	MISHANI CRUISE Jade Doolan	4	66.4 800m	0:04.69 Overall	1:01.57 [6] (0:04.69)	0:56.88 [9] (0:11.70)	0:45.18 [8] (0:11.03)	0:34.15 [8] (0:11.18)	0:22.97 [7] (0:11.30)	0:11.67 [7] (0:11.67)	3.1L	0:34.15	-8
7	11	ONLY ONE LOOK Jason Taylor	10	67.8 800m	0:04.88 Overall	1:01.57 [7] (0:04.88)	0:56.69 [10] (0:11.79)	0:44.90 [10] (0:10.90)	0:34.00 [9] (0:11.09)	0:22.91 [9] (0:11.31)	0:11.60 [8] (0:11.60)	3.2L	0:34.00	+5
8	7	HARSH TRUTH Brooke Johnson	6	68.9 1000m	0:04.54 Overall	1:01.77 [8] (0:04.54)	0:57.23 [5] (0:11.14)	0:46.09 [4] (0:10.92)	0:35.17 [5] (0:11.42)	0:23.75 [6] (0:11.63)	0:12.12 [6] (0:12.12)	4.2L	0:35.17	+3
9	1	REPLACE THE ACE Jackson Murphy	8	67.3 800m	0:04.64 Overall	1:02.69 [9] (0:04.64)	0:58.05 [7] (0:11.64)	0:46.41 [7] (0:10.90)	0:35.51 [7] (0:11.47)	0:24.04 [8] (0:11.80)	0:12.24 [9] (0:12.24)	9.5L	0:35.51	+4
10	5	SIDESHOW FRANKIE Natalea Summers	2	66.1 800m	0:04.69 Overall	1:02.88 [10] (0:04.69)	0:58.19 [8] (0:11.83)	0:46.36 [9] (0:11.06)	0:35.30 [10] (0:11.47)	0:23.83 [10] (0:11.74)	0:12.09 [10] (0:12.09)	10.5L	0:35.30	-3

Scratched: Russian Lad (#2)



Horse/Jockey Name	Bringyaticket
Final Rank	1
Fastest Section Time (Section)	0:04.48 (Overall)
Top Speed [km/h] (Section)	69.6 (800m)
Race State	Finished



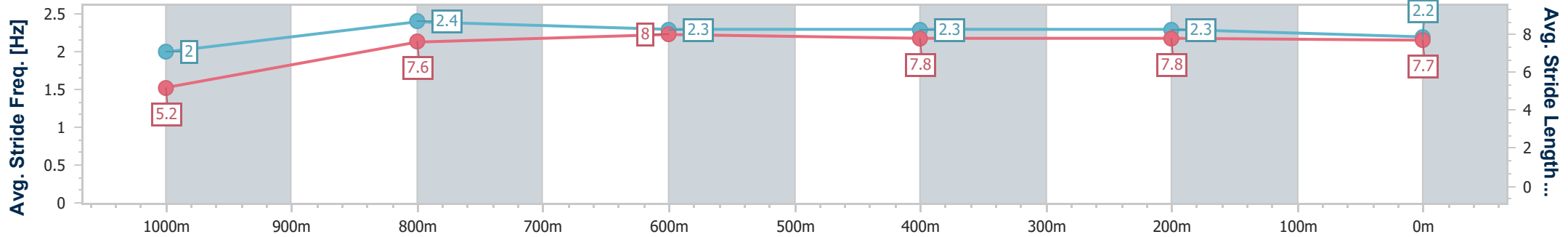
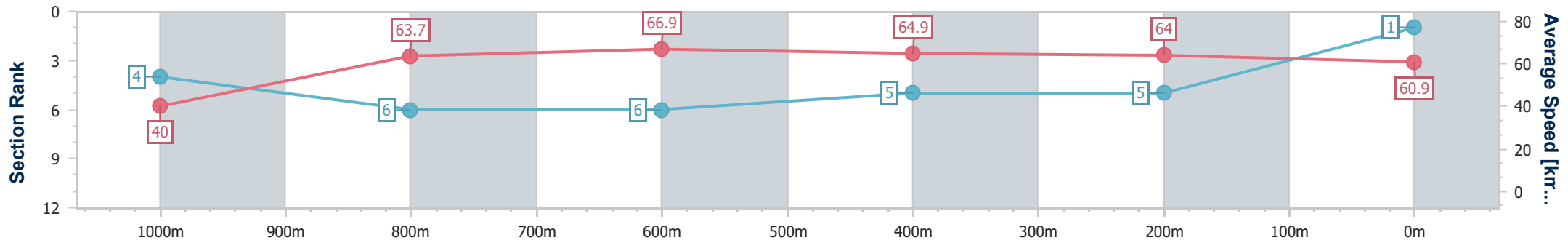
Mackay QLD Professional
Race 2: LADBROKE IT! QTIS Three-Year-Old Maiden Handicap - 1050m



19 October 2023 - 12:53

Track Rating: Good 3, Weather: Overcast, Rail Position: True

Section	Overall	1000m	800m	600m	400m	200m
Section Times	1:01.00 [1] (0:04.48)	0:56.52 [4] (0:11.42)	0:45.10 [6] (0:10.81)	0:34.29 [6] (0:11.19)	0:23.10 [5] (0:11.27)	0:11.83 [5] (0:11.83)
Average Speed [km/h]	40.0	63.7	66.9	64.9	64.0	60.9
Top Speed [km/h]	54.2	69.1	69.6	65.5	64.7	63.9
Avg. Dist. to Rail [m]	7.1	4.7	1.4	1.2	3.0	4.4
Avg. Stride Freq. [Hz]	2.0	2.4	2.3	2.3	2.3	2.2
Avg. Stride Length [m]	5.2	7.6	8.0	7.8	7.8	7.7



- [] Ranking at each section and finish
- .-.- No data available at this section
- NA No data available



Horse/Jockey Name	Eyes Are Lion
Final Rank	2
Fastest Section Time (Section)	0:04.45 (Overall)
Top Speed [km/h] (Section)	69.0 (800m)
Race State	Finished



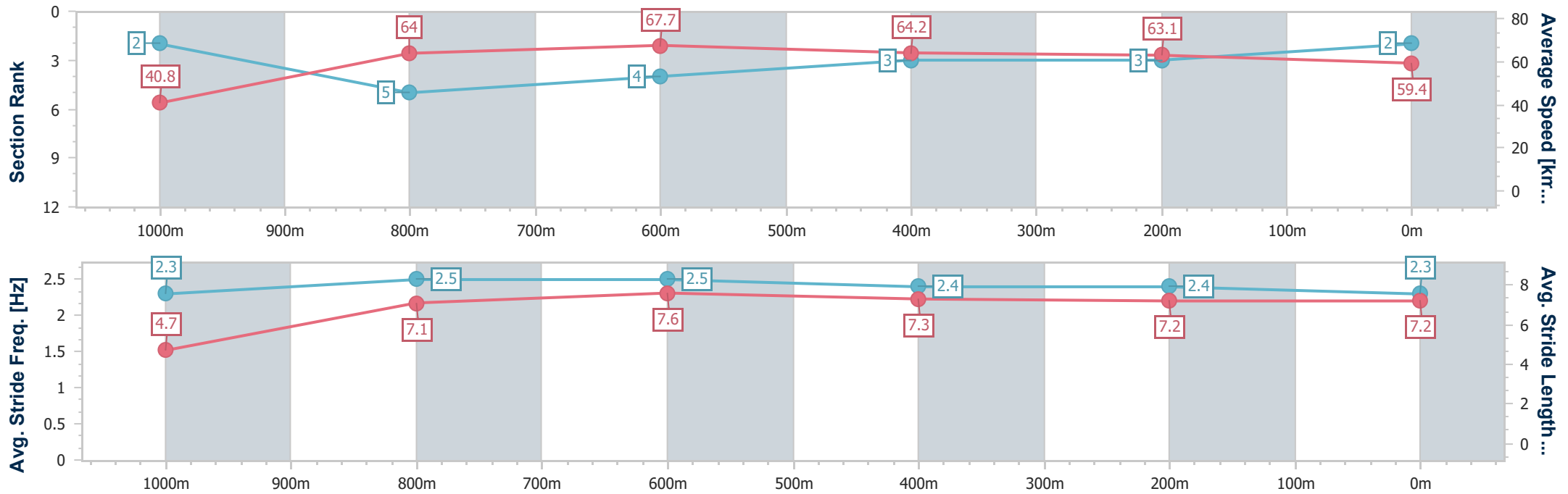
Mackay QLD Professional
Race 2: LADBROKE IT! QTIS Three-Year-Old Maiden Handicap
- 1050m



19 October 2023 - 12:53

Track Rating: Good 3, Weather: Overcast, Rail Position: True

Section	Overall	1000m	800m	600m	400m	200m
Section Times	1:01.06 [2] (0:04.45)	0:56.61 [2] (0:11.28)	0:45.33 [5] (0:10.69)	0:34.64 [4] (0:11.13)	0:23.51 [3] (0:11.40)	0:12.11 [3] (0:12.11)
Average Speed [km/h]	40.8	64.0	67.7	64.2	63.1	59.4
Top Speed [km/h]	53.9	67.5	69.0	66.6	65.4	62.8
Avg. Dist. to Rail [m]	0.4	1.2	1.1	0.8	0.7	2.2
Avg. Stride Freq. [Hz]	2.3	2.5	2.5	2.4	2.4	2.3
Avg. Stride Length [m]	4.7	7.1	7.6	7.3	7.2	7.2



- [] Ranking at each section and finish
- .-.- No data available at this section
- NA No data available



Horse/Jockey Name	Mount Margaret
Final Rank	3
Fastest Section Time (Section)	0:04.37 (Overall)
Top Speed [km/h] (Section)	70.1 (800m)
Race State	Finished



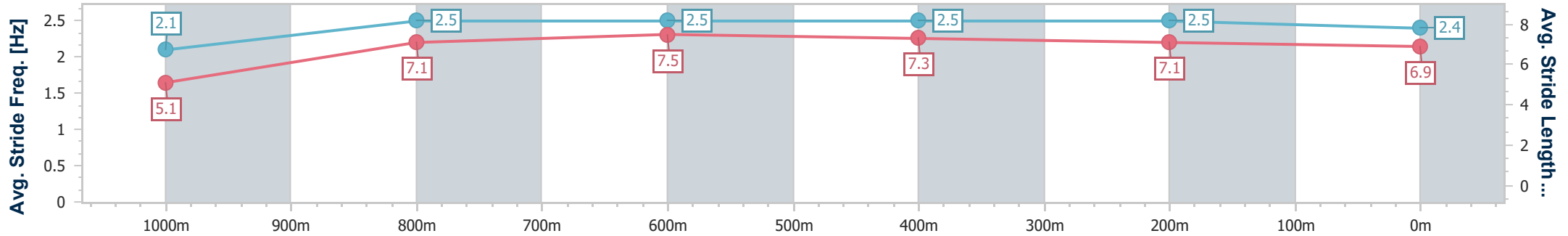
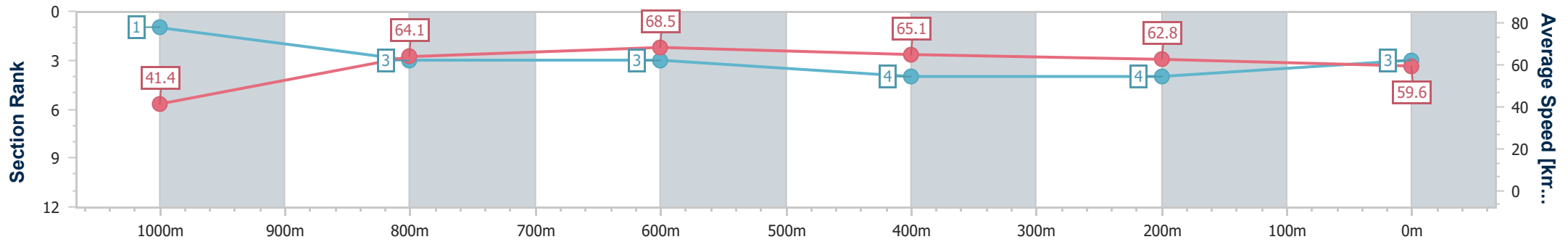
Mackay QLD Professional
Race 2: LADBROKE IT! QTIS Three-Year-Old Maiden Handicap - 1050m



19 October 2023 - 12:53

Track Rating: Good 3, Weather: Overcast, Rail Position: True

Section	Overall	1000m	800m	600m	400m	200m
Section Times	1:01.21 [3] (0:04.37)	0:56.84 [1] (0:11.30)	0:45.54 [3] (0:10.59)	0:34.95 [3] (0:11.36)	0:23.59 [4] (0:11.51)	0:12.08 [4] (0:12.08)
Average Speed [km/h]	41.4	64.1	68.5	65.1	62.8	59.6
Top Speed [km/h]	53.3	70.1	70.1	66.9	63.8	63.0
Avg. Dist. to Rail [m]	1.3	2.4	2.3	3.2	1.5	2.2
Avg. Stride Freq. [Hz]	2.1	2.5	2.5	2.5	2.5	2.4
Avg. Stride Length [m]	5.1	7.1	7.5	7.3	7.1	6.9



- [] Ranking at each section and finish
- .-.- No data available at this section
- NA No data available



Horse/Jockey Name	Grovers Prediction
Final Rank	4
Fastest Section Time (Section)	0:04.46 (Overall)
Top Speed [km/h] (Section)	70.5 (800m)
Race State	Finished



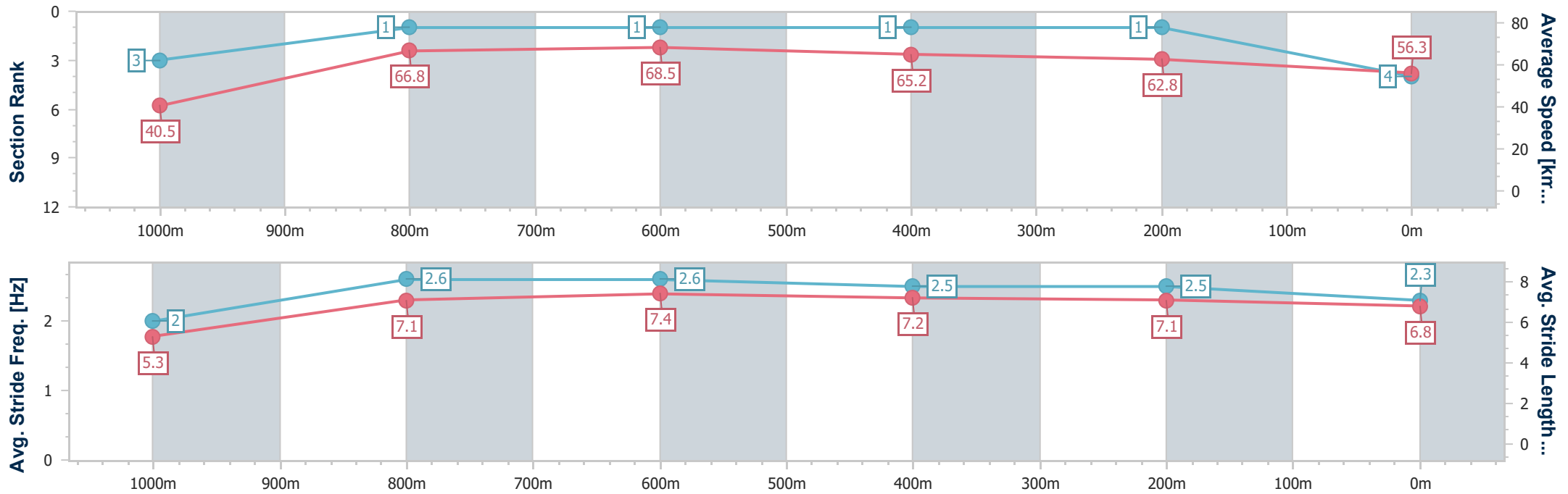
Mackay QLD Professional
Race 2: LADBROKE IT! QTIS Three-Year-Old Maiden Handicap - 1050m



19 October 2023 - 12:53

Track Rating: Good 3, Weather: Overcast, Rail Position: True

Section	Overall	1000m	800m	600m	400m	200m
Section Times	1:01.35 [4] (0:04.46)	0:56.89 [3] (0:10.85)	0:46.04 [1] (0:10.60)	0:35.44 [1] (0:11.14)	0:24.30 [1] (0:11.50)	0:12.80 [1] (0:12.80)
Average Speed [km/h]	40.5	66.8	68.5	65.2	62.8	56.3
Top Speed [km/h]	55.2	69.9	70.5	66.3	64.1	60.1
Avg. Dist. to Rail [m]	3.7	2.9	2.0	1.4	1.4	0.6
Avg. Stride Freq. [Hz]	2.0	2.6	2.6	2.5	2.5	2.3
Avg. Stride Length [m]	5.3	7.1	7.4	7.2	7.1	6.8



- [] Ranking at each section and finish
- .-.- No data available at this section
- NA No data available



Horse/Jockey Name	Harcasion
Final Rank	5
Fastest Section Time (Section)	0:04.55 (Overall)
Top Speed [km/h] (Section)	69.6 (800m)
Race State	Finished



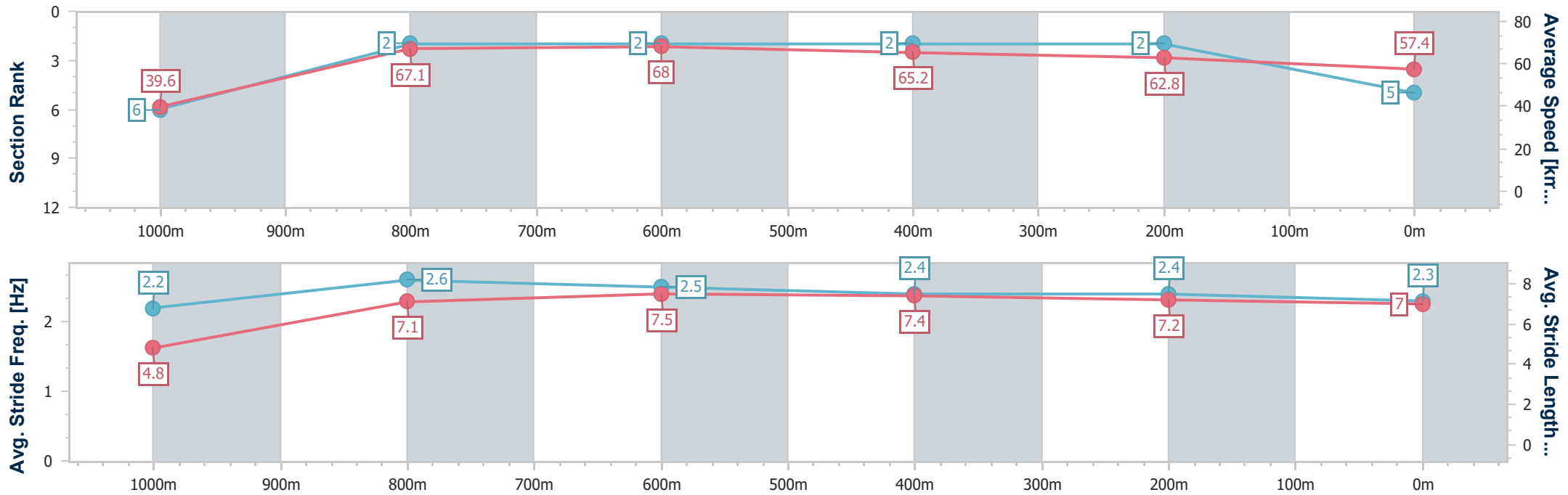
Mackay QLD Professional
Race 2: LADBROKE IT! QTIS Three-Year-Old Maiden Handicap - 1050m



19 October 2023 - 12:53

Track Rating: Good 3, Weather: Overcast, Rail Position: True

Section	Overall	1000m	800m	600m	400m	200m
Section Times	1:01.39 [5] (0:04.55)	0:56.84 [6] (0:10.84)	0:46.00 [2] (0:10.74)	0:35.26 [2] (0:11.27)	0:23.99 [2] (0:11.48)	0:12.51 [2] (0:12.51)
Average Speed [km/h]	39.6	67.1	68.0	65.2	62.8	57.4
Top Speed [km/h]	55.5	69.1	69.6	67.6	64.3	60.5
Avg. Dist. to Rail [m]	5.3	5.3	3.9	2.6	1.3	3.0
Avg. Stride Freq. [Hz]	2.2	2.6	2.5	2.4	2.4	2.3
Avg. Stride Length [m]	4.8	7.1	7.5	7.4	7.2	7.0



- [] Ranking at each section and finish
- .-.- No data available at this section
- NA No data available



Horse/Jockey Name	Mishani Cruise
Final Rank	6
Fastest Section Time (Section)	0:04.69 (Overall)
Top Speed [km/h] (Section)	66.4 (800m)
Race State	Finished



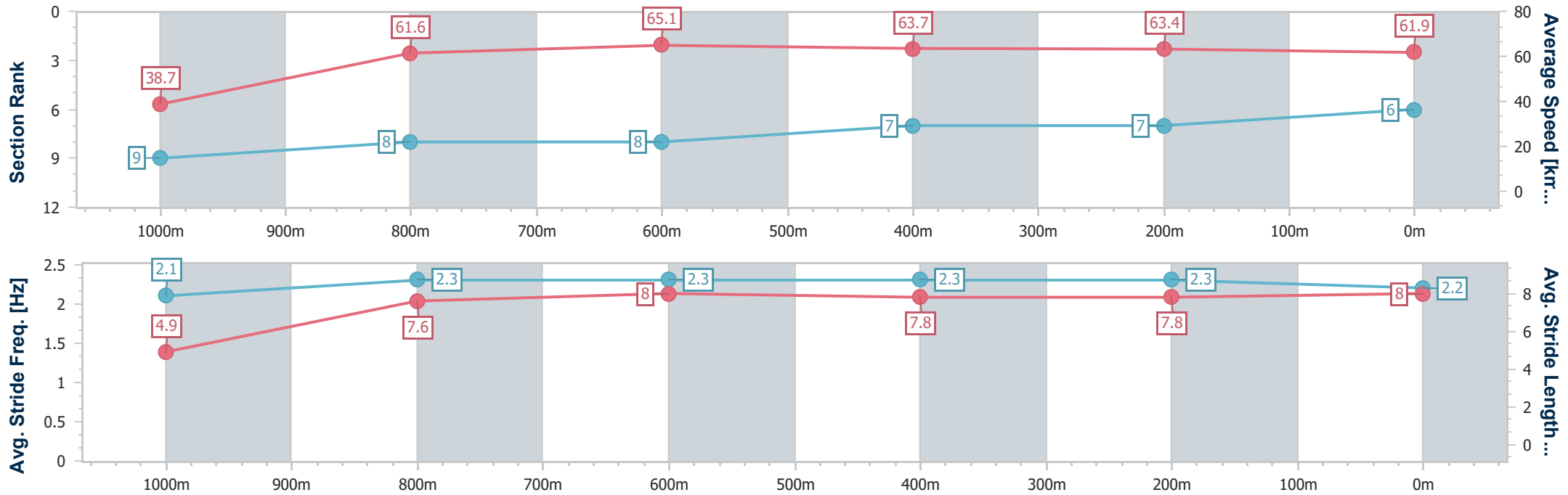
Mackay QLD Professional
Race 2: LADBROKE IT! QTIS Three-Year-Old Maiden Handicap - 1050m



19 October 2023 - 12:53

Track Rating: Good 3, Weather: Overcast, Rail Position: True

Section	Overall	1000m	800m	600m	400m	200m
Section Times	1:01.57 [6] (0:04.69)	0:56.88 [9] (0:11.70)	0:45.18 [8] (0:11.03)	0:34.15 [8] (0:11.18)	0:22.97 [7] (0:11.30)	0:11.67 [7] (0:11.67)
Average Speed [km/h]	38.7	61.6	65.1	63.7	63.4	61.9
Top Speed [km/h]	52.9	64.5	66.4	64.6	64.8	64.4
Avg. Dist. to Rail [m]	0.3	0.5	0.7	1.4	1.2	1.5
Avg. Stride Freq. [Hz]	2.1	2.3	2.3	2.3	2.3	2.2
Avg. Stride Length [m]	4.9	7.6	8.0	7.8	7.8	8.0



- [] Ranking at each section and finish
- .-.- No data available at this section
- NA No data available



Horse/Jockey Name	Only One Look
Final Rank	7
Fastest Section Time (Section)	0:04.88 (Overall)
Top Speed [km/h] (Section)	67.8 (800m)
Race State	Finished



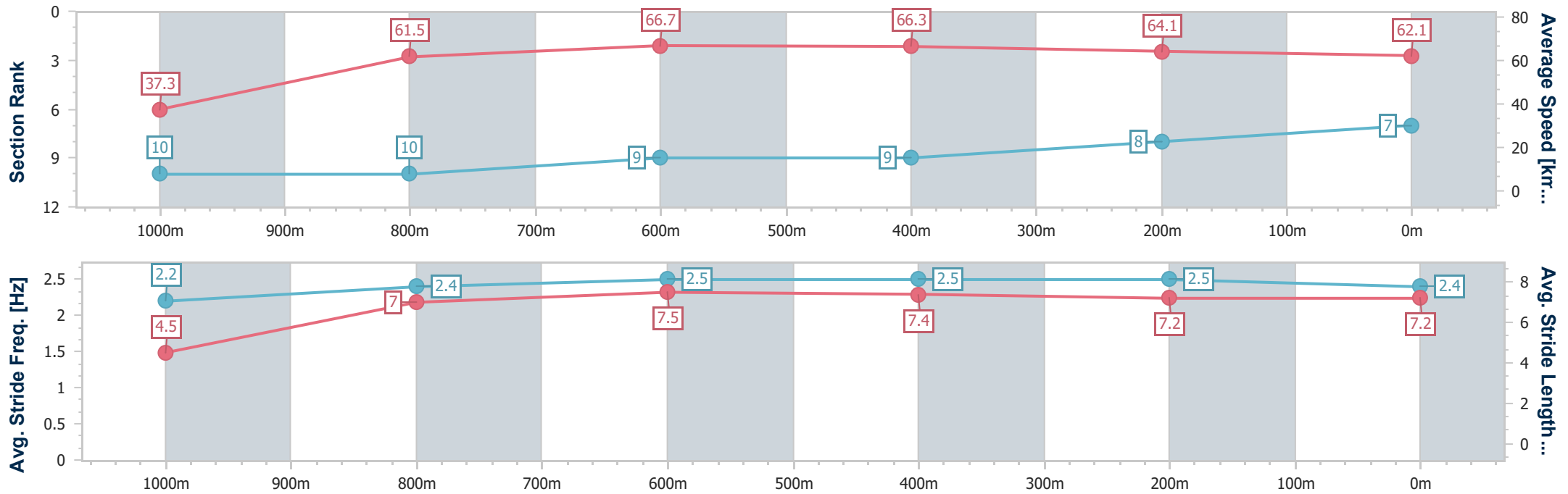
Mackay QLD Professional
Race 2: LADBROKE IT! QTIS Three-Year-Old Maiden Handicap
- 1050m



19 October 2023 - 12:53

Track Rating: Good 3, Weather: Overcast, Rail Position: True

Section	Overall	1000m	800m	600m	400m	200m
Section Times	1:01.57 [7] (0:04.88)	0:56.69 [10] (0:11.79)	0:44.90 [10] (0:10.90)	0:34.00 [9] (0:11.09)	0:22.91 [9] (0:11.31)	0:11.60 [8] (0:11.60)
Average Speed [km/h]	37.3	61.5	66.7	66.3	64.1	62.1
Top Speed [km/h]	49.5	66.9	67.8	67.6	65.2	65.0
Avg. Dist. to Rail [m]	9.0	3.8	2.4	2.9	5.1	6.9
Avg. Stride Freq. [Hz]	2.2	2.4	2.5	2.5	2.5	2.4
Avg. Stride Length [m]	4.5	7.0	7.5	7.4	7.2	7.2





Horse/Jockey Name	Harsh Truth
Final Rank	8
Fastest Section Time (Section)	0:04.54 (Overall)
Top Speed [km/h] (Section)	68.9 (1000m)
Race State	Finished



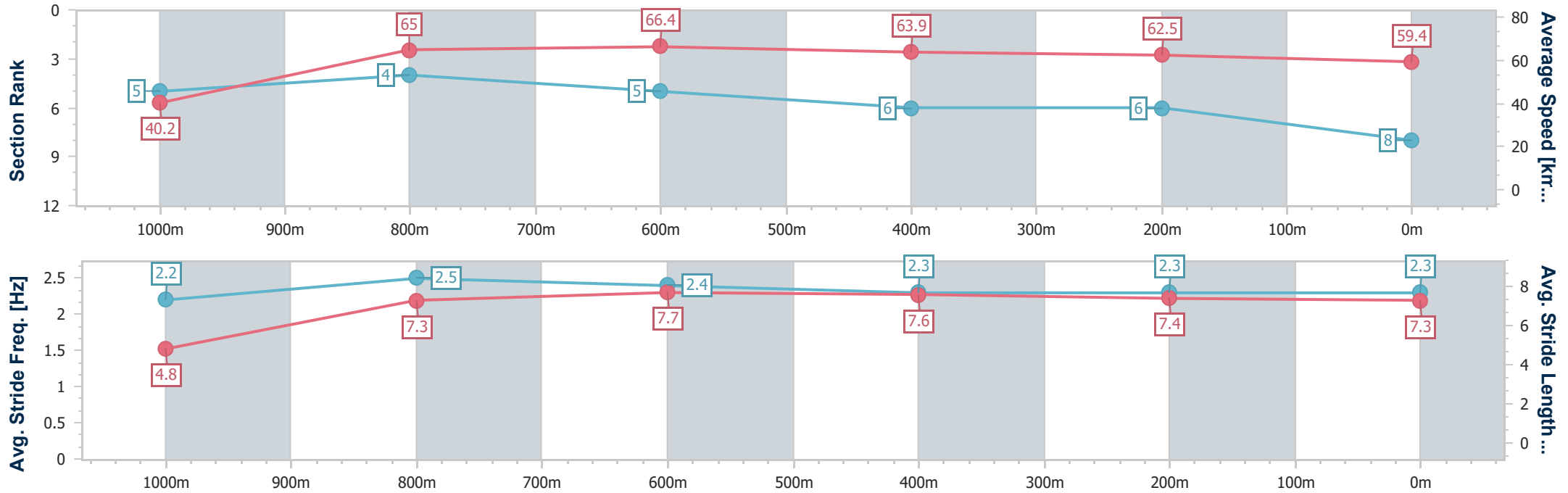
Mackay QLD Professional
Race 2: LADBROKE IT! QTIS Three-Year-Old Maiden Handicap
- 1050m



19 October 2023 - 12:53

Track Rating: Good 3, Weather: Overcast, Rail Position: True

Section	Overall	1000m	800m	600m	400m	200m
Section Times	1:01.77 [8] (0:04.54)	0:57.23 [5] (0:11.14)	0:46.09 [4] (0:10.92)	0:35.17 [5] (0:11.42)	0:23.75 [6] (0:11.63)	0:12.12 [6] (0:12.12)
Average Speed [km/h]	40.2	65.0	66.4	63.9	62.5	59.4
Top Speed [km/h]	54.4	68.9	68.9	65.5	64.0	62.0
Avg. Dist. to Rail [m]	4.3	3.5	2.0	2.1	4.8	4.7
Avg. Stride Freq. [Hz]	2.2	2.5	2.4	2.3	2.3	2.3
Avg. Stride Length [m]	4.8	7.3	7.7	7.6	7.4	7.3



- [] Ranking at each section and finish
- .-.- No data available at this section
- NA No data available



Horse/Jockey Name	Replace The Ace
Final Rank	9
Fastest Section Time (Section)	0:04.64 (Overall)
Top Speed [km/h] (Section)	67.3 (800m)
Race State	Finished



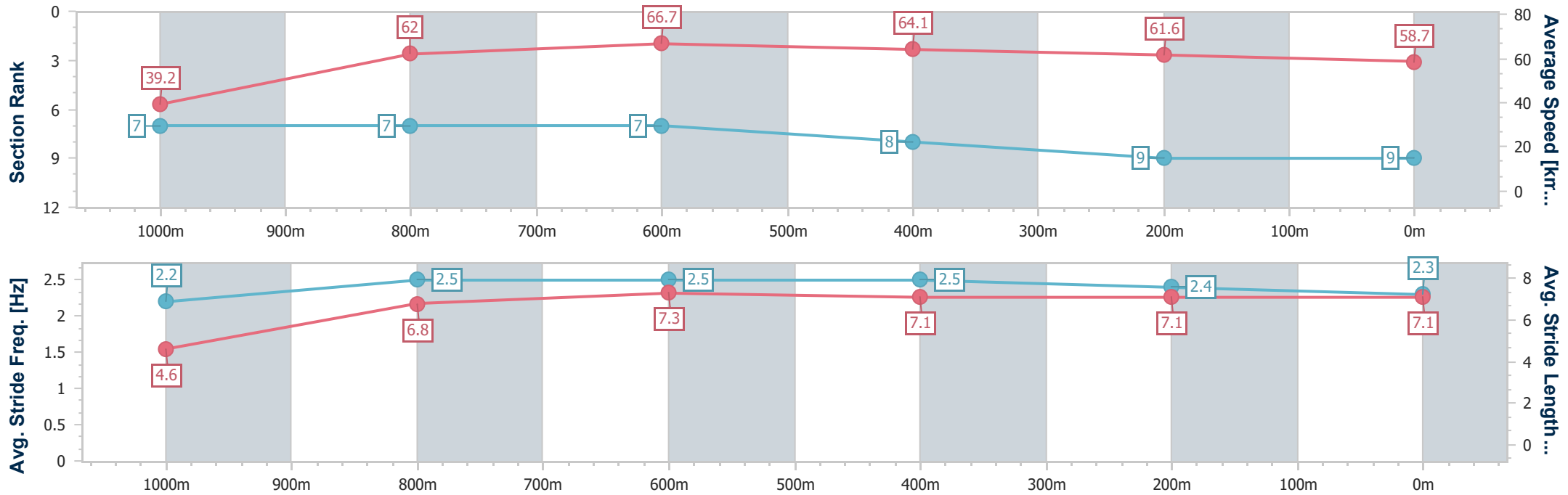
Mackay QLD Professional
Race 2: LADBROKE IT! QTIS Three-Year-Old Maiden Handicap - 1050m



19 October 2023 - 12:53

Track Rating: Good 3, Weather: Overcast, Rail Position: True

Section	Overall	1000m	800m	600m	400m	200m
Section Times	1:02.69 [9] (0:04.64)	0:58.05 [7] (0:11.64)	0:46.41 [7] (0:10.90)	0:35.51 [7] (0:11.47)	0:24.04 [8] (0:11.80)	0:12.24 [9] (0:12.24)
Average Speed [km/h]	39.2	62.0	66.7	64.1	61.6	58.7
Top Speed [km/h]	51.2	67.0	67.3	65.1	62.1	61.2
Avg. Dist. to Rail [m]	6.3	3.7	1.9	3.1	4.1	3.4
Avg. Stride Freq. [Hz]	2.2	2.5	2.5	2.5	2.4	2.3
Avg. Stride Length [m]	4.6	6.8	7.3	7.1	7.1	7.1



- [] Ranking at each section and finish
- .-.- No data available at this section
- NA No data available



Horse/Jockey Name	Sideshow Frankie
Final Rank	10
Fastest Section Time (Section)	0:04.69 (Overall)
Top Speed [km/h] (Section)	66.1 (800m)
Race State	Finished



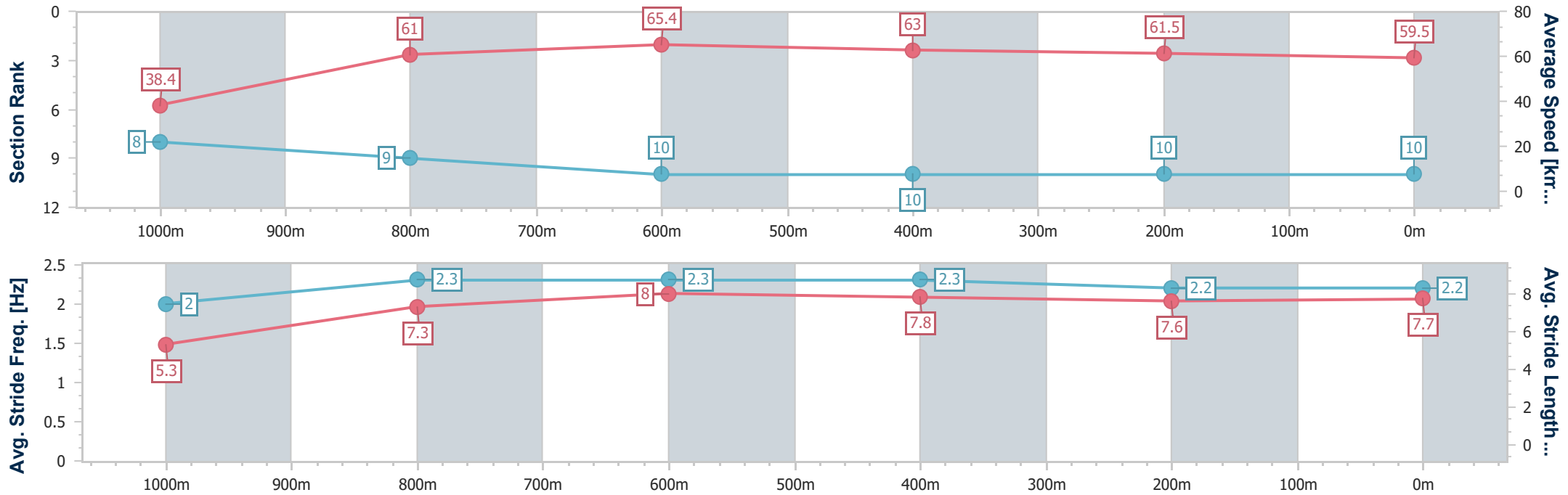
Mackay QLD Professional
Race 2: LADBROKE IT! QTIS Three-Year-Old Maiden Handicap - 1050m



19 October 2023 - 12:53

Track Rating: Good 3, Weather: Overcast, Rail Position: True

Section	Overall	1000m	800m	600m	400m	200m
Section Times	1:02.88 [10] (0:04.69)	0:58.19 [8] (0:11.83)	0:46.36 [9] (0:11.06)	0:35.30 [10] (0:11.47)	0:23.83 [10] (0:11.74)	0:12.09 [10] (0:12.09)
Average Speed [km/h]	38.4	61.0	65.4	63.0	61.5	59.5
Top Speed [km/h]	54.2	65.3	66.1	64.9	63.0	62.9
Avg. Dist. to Rail [m]	0.8	1.0	0.9	0.5	3.5	4.7
Avg. Stride Freq. [Hz]	2.0	2.3	2.3	2.3	2.2	2.2
Avg. Stride Length [m]	5.3	7.3	8.0	7.8	7.6	7.7



- [] Ranking at each section and finish
- .-.- No data available at this section
- NA No data available