



Mackay QLD Professional

Race 1: LADBROKES ODDS SURGE BENCHMARK 60 Handicap - 1800m

19 October 2023 - 12:18



MACKAY TURF CLUB
Ooralea Racecourse

Track Rating: Good 3, Weather: Fine, Rail Position: True entire

Section		Overall	1600m	1400m	1200m	1000m	800m	600m	Last 600m				
Field Times		1:50.93 (0:13.86)	1:37.07 (0:11.91)	1:25.16 (0:12.57)	1:12.59 (0:12.31)	1:00.28 (0:11.27)	0:49.01 (0:11.36)	0:37.65 (0:11.91)	0:37.65				
Rank	TAB Horse/Jockey	Barrier	Top Speed [km/h]	Fastest Section	Distance Travelled [m]								
1	4 LETS TORQUE A DEEL Jade Doolan	3	64.5 800m	0:11.51 800m	1:50.93 [1] (0:14.73)	1:36.20 [7] (0:12.52)	1:23.68 [7] (0:11.98)	1:11.70 [7] (0:12.37)	0:59.33 [8] (0:11.58)	0:47.75 [8] (0:11.51)	0:36.24 [8] (0:11.97)	0:36.24	
2	2 PRINCE AKEEM Jason Taylor	7	64.4 800m	0:11.49 1000m	1:50.93 [2] (0:14.07)	1:36.86 [3] (0:12.33)	1:24.53 [3] (0:12.51)	1:12.02 [4] (0:12.36)	0:59.66 [6] (0:11.49)	0:48.17 [5] (0:11.50)	0:36.67 [4] (0:11.76)	0:36.67	+9
3	5 ZELSON Dale Evans	4	63.6 800m	0:11.57 800m	1:50.94 [3] (0:14.13)	1:36.81 [4] (0:12.55)	1:24.26 [4] (0:12.29)	1:11.97 [5] (0:12.22)	0:59.75 [5] (0:11.59)	0:48.16 [6] (0:11.57)	0:36.59 [6] (0:11.93)	0:36.59	+1
4	6 DOOM DIVA Olivia Webb	6	63.6 800m	0:11.54 800m	1:50.98 [4] (0:13.86)	1:37.12 [1] (0:12.01)	1:25.11 [2] (0:12.57)	1:12.54 [2] (0:12.55)	0:59.99 [3] (0:11.65)	0:48.34 [4] (0:11.54)	0:36.80 [3] (0:11.93)	0:36.80	+8
5	9 ATHENA'S SECRET Tahlia Fenlon	8	65.2 800m	0:11.47 800m	1:51.24 [5] (0:14.43)	1:36.81 [5] (0:12.38)	1:24.43 [6] (0:12.20)	1:12.23 [6] (0:12.37)	0:59.86 [7] (0:11.66)	0:48.20 [7] (0:11.47)	0:36.73 [7] (0:11.76)	0:36.73	+8
6	1 SHADOW GODDESS Nicole Seymour	2	65.7 1000m	0:11.27 1000m	1:51.29 [6] (0:14.45)	1:36.84 [6] (0:12.35)	1:24.49 [5] (0:11.99)	1:12.50 [3] (0:11.86)	1:00.64 [1] (0:11.27)	0:49.37 [1] (0:11.36)	0:38.01 [1] (0:11.91)	0:38.01	+4
7	8 HUNUA HANK Chelsea Jokic	9	64.8 1000m	0:11.37 1000m	1:52.65 [7] (0:14.76)	1:37.89 [8] (0:12.53)	1:25.36 [8] (0:12.05)	1:13.31 [8] (0:11.84)	1:01.47 [4] (0:11.37)	0:50.10 [3] (0:11.76)	0:38.34 [5] (0:12.28)	0:38.34	+6
8	3 BRAND NEW Justin Stanley	5	63.4 1000m	0:11.58 1000m	1:52.69 [8] (0:13.93)	1:38.76 [2] (0:11.84)	1:26.92 [1] (0:12.57)	1:14.35 [1] (0:12.53)	1:01.82 [2] (0:11.58)	0:50.24 [2] (0:11.61)	0:38.63 [2] (0:11.95)	0:38.63	-5

Scratched: From This Moment (#7)

[] Ranking at each section and finish
 -:-:- No data available at this section
 NA No data available

SCN Saddle cloth number
 DNF Did not finish
 DNT Did not track

Track Rating: Good 3, Weather: Fine, Rail Position: True entire

Section					400m	200m						
Field Times					0:25.74 (0:12.46)	0:13.28 (0:13.28)						
Rank	TAB	Horse/Jockey	Barrier	Top Speed [km/h]	Fastest Section			Margin			Last 600m	Distance Travelled [m]
1	4	LETS TORQUE A DEEL Jade Doolan	3	64.5 800m	0:11.51 800m	0:24.27 [8] (0:11.94)	0:12.33 [7] (0:12.33)	1:50.93			0:36.24	
2	2	PRINCE AKEEM Jason Taylor	7	64.4 800m	0:11.49 1000m	0:24.91 [3] (0:12.00)	0:12.91 [2] (0:12.91)	0.1L			0:36.67	+9
3	5	ZELSON Dale Evans	4	63.6 800m	0:11.57 800m	0:24.66 [6] (0:12.10)	0:12.56 [5] (0:12.56)	0.2L			0:36.59	+1
4	6	DOOM DIVA Olivia Webb	6	63.6 800m	0:11.54 800m	0:24.87 [4] (0:12.14)	0:12.73 [3] (0:12.73)	0.4L			0:36.80	+8
5	9	ATHENA'S SECRET Tahlia Fenlon	8	65.2 800m	0:11.47 800m	0:24.97 [5] (0:12.03)	0:12.94 [4] (0:12.94)	1.9L			0:36.73	+8
6	1	SHADOW GODDESS Nicole Seymour	2	65.7 1000m	0:11.27 1000m	0:26.10 [1] (0:12.46)	0:13.64 [1] (0:13.64)	2.1L			0:38.01	+4
7	8	HUNUA HANK Chelsea Jokic	9	64.8 1000m	0:11.37 1000m	0:26.06 [7] (0:12.49)	0:13.57 [8] (0:13.57)	9.9L			0:38.34	+6
8	3	BRAND NEW Justin Stanley	5	63.4 1000m	0:11.58 1000m	0:26.68 [2] (0:12.58)	0:14.10 [6] (0:14.10)	10.1L			0:38.63	-5

Scratched: From This Moment (#7)



Horse/Jockey Name	Lets Torque A Deel
Final Rank	1
Fastest Section Time (Section)	0:11.51 (800m)
Top Speed [km/h] (Section)	64.5 (800m)
Race State	Finished



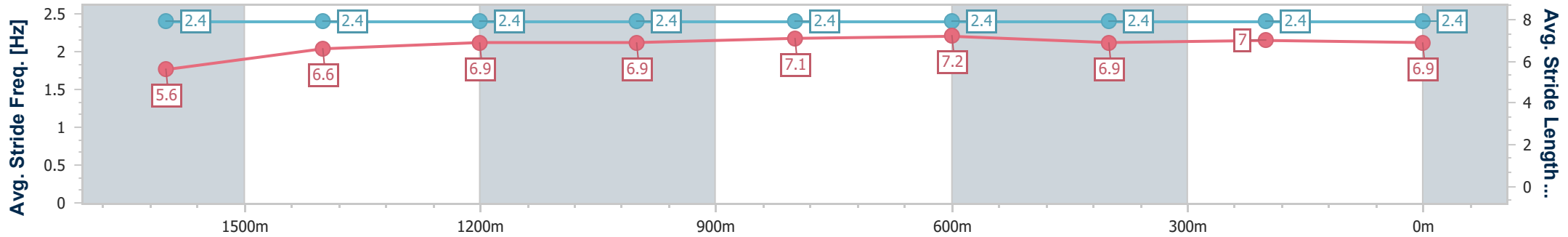
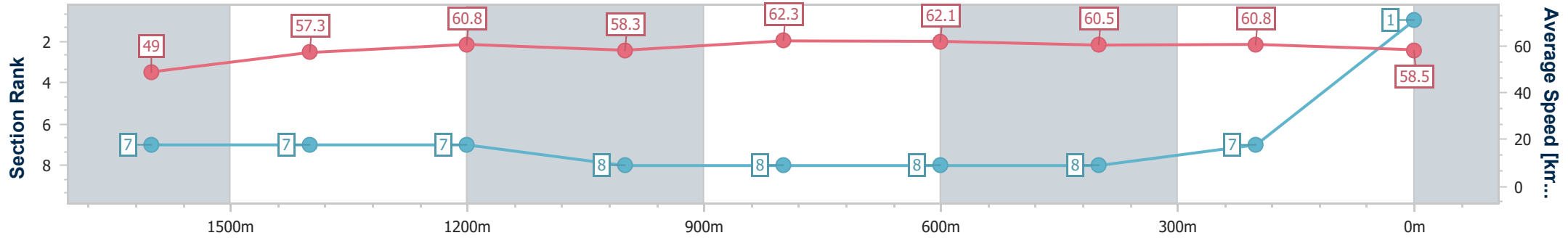
Mackay QLD Professional
Race 1: LADBROKES ODDS SURGE BENCHMARK 60
Handicap - 1800m



19 October 2023 - 12:18

Track Rating: Good 3, Weather: Fine, Rail Position: True entire

Section	Overall	1600m	1400m	1200m	1000m	800m	600m	400m	200m
Section Times	1:50.93 [1] (0:14.73)	1:36.20 [7] (0:12.52)	1:23.68 [7] (0:11.98)	1:11.70 [7] (0:12.37)	0:59.33 [8] (0:11.58)	0:47.75 [8] (0:11.51)	0:36.24 [8] (0:11.97)	0:24.27 [8] (0:11.94)	0:12.33 [7] (0:12.33)
Average Speed [km/h]	49.0	57.3	60.8	58.3	62.3	62.1	60.5	60.8	58.5
Top Speed [km/h]	58.6	59.8	61.7	59.8	63.9	64.5	61.5	62.0	61.2
Avg. Dist. to Rail [m]	1.9	0.3	1.8	1.7	0.9	1.2	1.3	5.8	9.0
Avg. Stride Freq. [Hz]	2.4	2.4	2.4	2.4	2.4	2.4	2.4	2.4	2.4
Avg. Stride Length [m]	5.6	6.6	6.9	6.9	7.1	7.2	6.9	7.0	6.9



- [] Ranking at each section and finish
- .-.- No data available at this section
- NA No data available



Horse/Jockey Name	Prince Akeem
Final Rank	2
Fastest Section Time (Section)	0:11.49 (1000m)
Top Speed [km/h] (Section)	64.4 (800m)
Race State	Finished



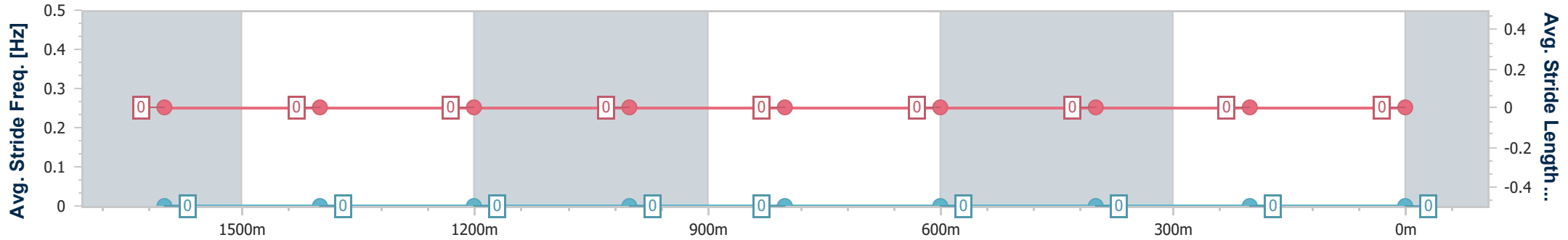
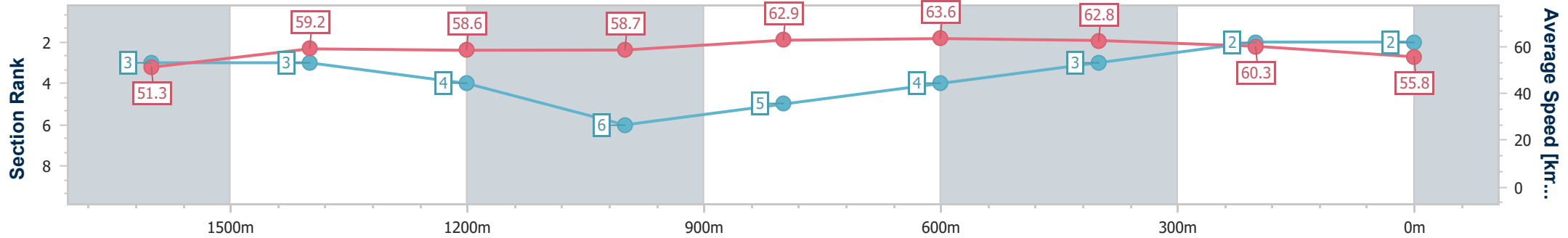
Mackay QLD Professional
Race 1: LADBROKES ODDS SURGE BENCHMARK 60
Handicap - 1800m



19 October 2023 - 12:18

Track Rating: Good 3, Weather: Fine, Rail Position: True entire

Section	Overall	1600m	1400m	1200m	1000m	800m	600m	400m	200m				
Section Times	1:50.93 [2] (0:14.07)	1:36.86 [3] (0:12.33)	1:24.53 [3] (0:12.51)	1:12.02 [4] (0:12.36)	0:59.66 [6] (0:11.49)	0:48.17 [5] (0:11.50)	0:36.67 [4] (0:11.76)	0:24.91 [3] (0:12.00)	0:12.91 [2] (0:12.91)				
Average Speed [km/h]	51.3	59.2	58.6	58.7	62.9	63.6	62.8	60.3	55.8				
Top Speed [km/h]	59.3	61.0	59.8	61.9	63.8	64.4	64.3	63.2	59.2				
Avg. Dist. to Rail [m]	6.5	2.1	3.1	3.3	2.1	3.9	3.4	3.1	3.2				
Avg. Stride Freq. [Hz]	---	---	---	---	---	---	---	---	---				
Avg. Stride Length [m]	---	---	---	---	---	---	---	---	---				



- [] Ranking at each section and finish
- No data available at this section
- NA No data available



Horse/Jockey Name	Zelson
Final Rank	3
Fastest Section Time (Section)	0:11.57 (800m)
Top Speed [km/h] (Section)	63.6 (800m)
Race State	Finished



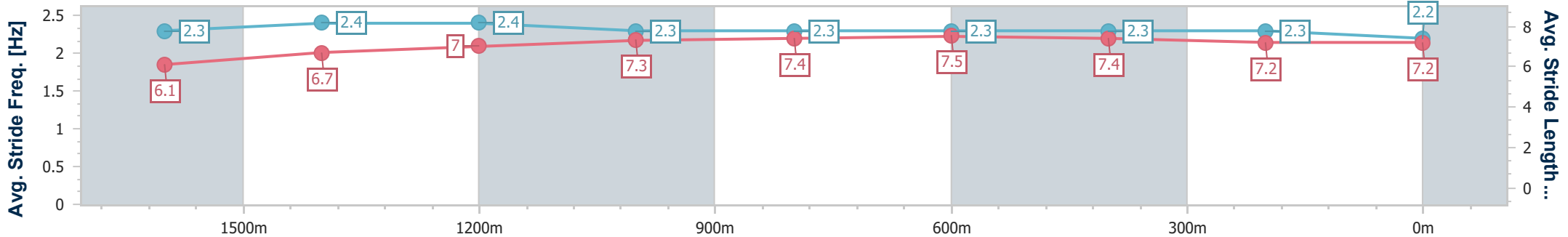
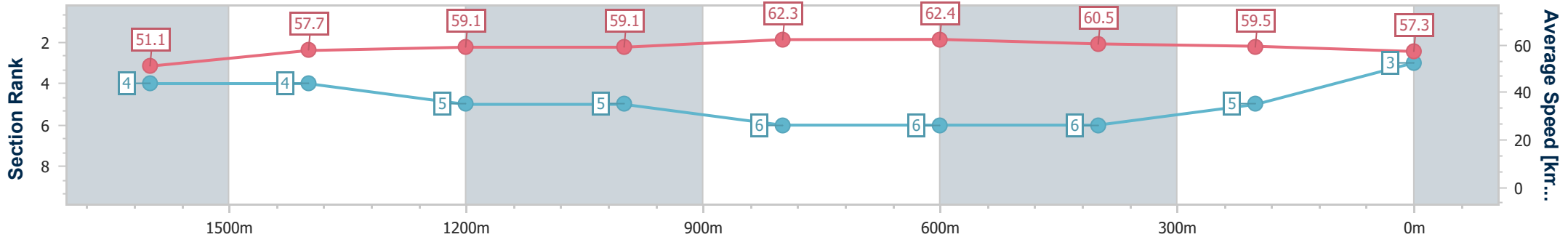
Mackay QLD Professional
Race 1: LADBROKES ODDS SURGE BENCHMARK 60
Handicap - 1800m



19 October 2023 - 12:18

Track Rating: Good 3, Weather: Fine, Rail Position: True entire

Section	Overall	1600m	1400m	1200m	1000m	800m	600m	400m	200m
Section Times	1:50.94 [3] (0:14.13)	1:36.81 [4] (0:12.55)	1:24.26 [4] (0:12.29)	1:11.97 [5] (0:12.22)	0:59.75 [5] (0:11.59)	0:48.16 [6] (0:11.57)	0:36.59 [6] (0:11.93)	0:24.66 [6] (0:12.10)	0:12.56 [5] (0:12.56)
Average Speed [km/h]	51.1	57.7	59.1	59.1	62.3	62.4	60.5	59.5	57.3
Top Speed [km/h]	58.1	59.9	60.1	61.5	63.4	63.6	61.4	60.4	59.8
Avg. Dist. to Rail [m]	2.8	1.0	1.5	1.6	1.0	0.8	0.3	1.4	1.5
Avg. Stride Freq. [Hz]	2.3	2.4	2.4	2.3	2.3	2.3	2.3	2.3	2.2
Avg. Stride Length [m]	6.1	6.7	7.0	7.3	7.4	7.5	7.4	7.2	7.2



- [] Ranking at each section and finish
- .-.- No data available at this section
- NA No data available



Horse/Jockey Name	Doom Diva
Final Rank	4
Fastest Section Time (Section)	0:11.54 (800m)
Top Speed [km/h] (Section)	63.6 (800m)
Race State	Finished



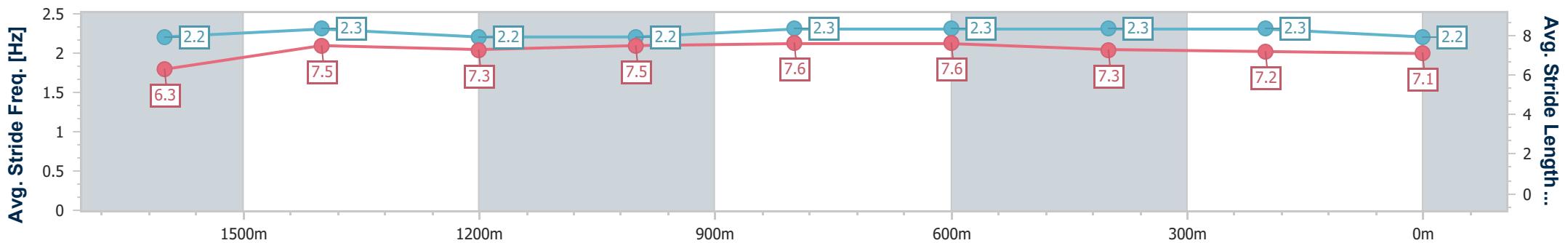
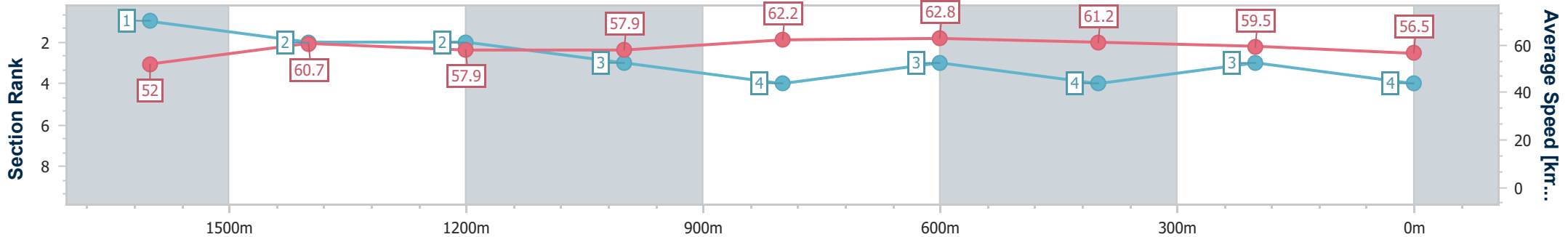
Mackay QLD Professional
Race 1: LADBROKES ODDS SURGE BENCHMARK 60
Handicap - 1800m



19 October 2023 - 12:18

Track Rating: Good 3, Weather: Fine, Rail Position: True entire

Section	Overall	1600m	1400m	1200m	1000m	800m	600m	400m	200m				
Section Times	1:50.98 [4] (0:13.86)	1:37.12 [1] (0:12.01)	1:25.11 [2] (0:12.57)	1:12.54 [2] (0:12.55)	0:59.99 [3] (0:11.65)	0:48.34 [4] (0:11.54)	0:36.80 [3] (0:11.93)	0:24.87 [4] (0:12.14)	0:12.73 [3] (0:12.73)				
Average Speed [km/h]	52.0	60.7	57.9	57.9	62.2	62.8	61.2	59.5	56.5				
Top Speed [km/h]	61.0	61.6	59.9	60.9	63.5	63.6	62.1	61.0	59.0				
Avg. Dist. to Rail [m]	4.7	1.6	2.4	3.0	2.7	2.4	1.7	2.0	1.9				
Avg. Stride Freq. [Hz]	2.2	2.3	2.2	2.2	2.3	2.3	2.3	2.3	2.2				
Avg. Stride Length [m]	6.3	7.5	7.3	7.5	7.6	7.6	7.3	7.2	7.1				



- [] Ranking at each section and finish
- .-.- No data available at this section
- NA No data available



Horse/Jockey Name	Athena's Secret
Final Rank	5
Fastest Section Time (Section)	0:11.47 (800m)
Top Speed [km/h] (Section)	65.2 (800m)
Race State	Finished



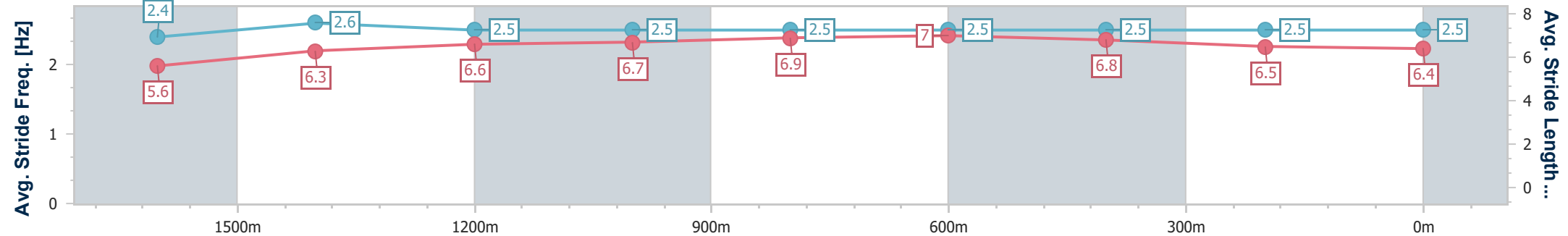
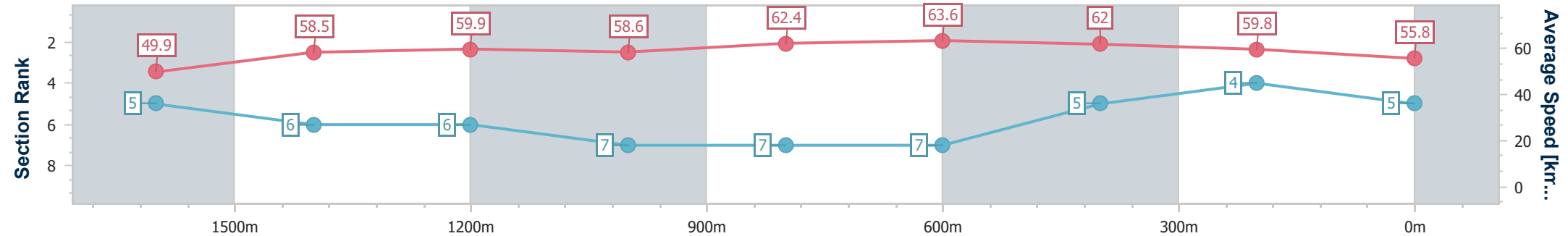
Mackay QLD Professional
Race 1: LADBROKES ODDS SURGE BENCHMARK 60
Handicap - 1800m



19 October 2023 - 12:18

Track Rating: Good 3, Weather: Fine, Rail Position: True entire

Section	Overall	1600m	1400m	1200m	1000m	800m	600m	400m	200m				
Section Times	1:51.24 [5] (0:14.43)	1:36.81 [5] (0:12.38)	1:24.43 [6] (0:12.20)	1:12.23 [6] (0:12.37)	0:59.86 [7] (0:11.66)	0:48.20 [7] (0:11.47)	0:36.73 [7] (0:11.76)	0:24.97 [5] (0:12.03)	0:12.94 [4] (0:12.94)				
Average Speed [km/h]	49.9	58.5	59.9	58.6	62.4	63.6	62.0	59.8	55.8				
Top Speed [km/h]	59.8	60.3	60.9	60.2	64.9	65.2	63.4	61.1	58.7				
Avg. Dist. to Rail [m]	5.1	1.0	2.3	3.5	3.6	4.0	1.4	2.9	4.8				
Avg. Stride Freq. [Hz]	2.4	2.6	2.5	2.5	2.5	2.5	2.5	2.5	2.5				
Avg. Stride Length [m]	5.6	6.3	6.6	6.7	6.9	7.0	6.8	6.5	6.4				



- [] Ranking at each section and finish
- .-.- No data available at this section
- NA No data available



Horse/Jockey Name	Shadow Goddess
Final Rank	6
Fastest Section Time (Section)	0:11.27 (1000m)
Top Speed [km/h] (Section)	65.7 (1000m)
Race State	Finished



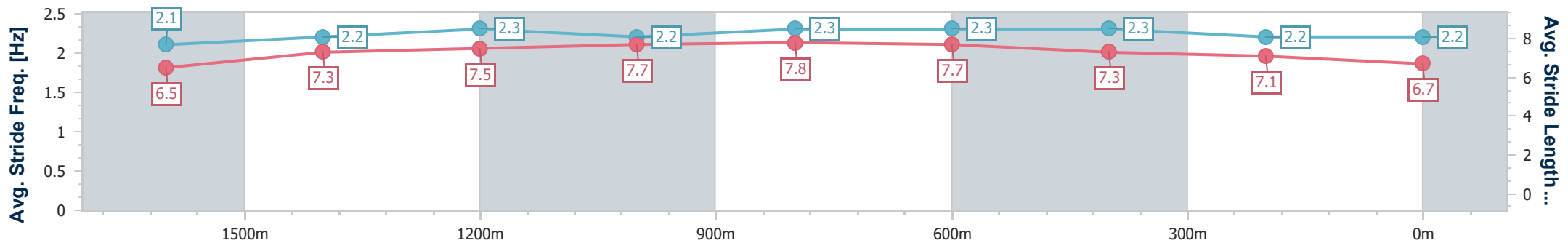
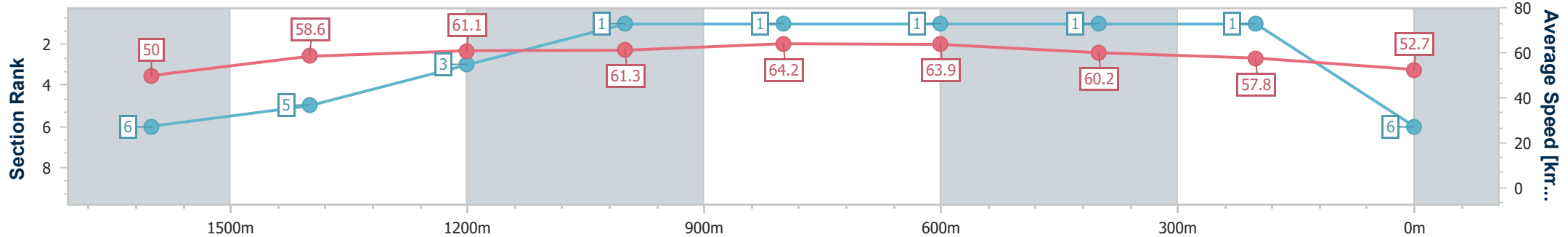
Mackay QLD Professional
Race 1: LADBROKES ODDS SURGE BENCHMARK 60
Handicap - 1800m



19 October 2023 - 12:18

Track Rating: Good 3, Weather: Fine, Rail Position: True entire

Section	Overall	1600m	1400m	1200m	1000m	800m	600m	400m	200m
Section Times	1:51.29 [6] (0:14.45)	1:36.84 [6] (0:12.35)	1:24.49 [5] (0:11.99)	1:12.50 [3] (0:11.86)	1:00.64 [1] (0:11.27)	0:49.37 [1] (0:11.36)	0:38.01 [1] (0:11.91)	0:26.10 [1] (0:12.46)	0:13.64 [1] (0:13.64)
Average Speed [km/h]	50.0	58.6	61.1	61.3	64.2	63.9	60.2	57.8	52.7
Top Speed [km/h]	59.7	61.6	62.4	63.6	65.7	65.3	62.1	59.1	55.8
Avg. Dist. to Rail [m]	2.4	1.2	3.2	3.5	1.5	2.4	0.6	0.9	0.8
Avg. Stride Freq. [Hz]	2.1	2.2	2.3	2.2	2.3	2.3	2.3	2.2	2.2
Avg. Stride Length [m]	6.5	7.3	7.5	7.7	7.8	7.7	7.3	7.1	6.7



- [] Ranking at each section and finish
- .-.- No data available at this section
- NA No data available



Horse/Jockey Name	Hunua Hank
Final Rank	7
Fastest Section Time (Section)	0:11.37 (1000m)
Top Speed [km/h] (Section)	64.8 (1000m)
Race State	Finished



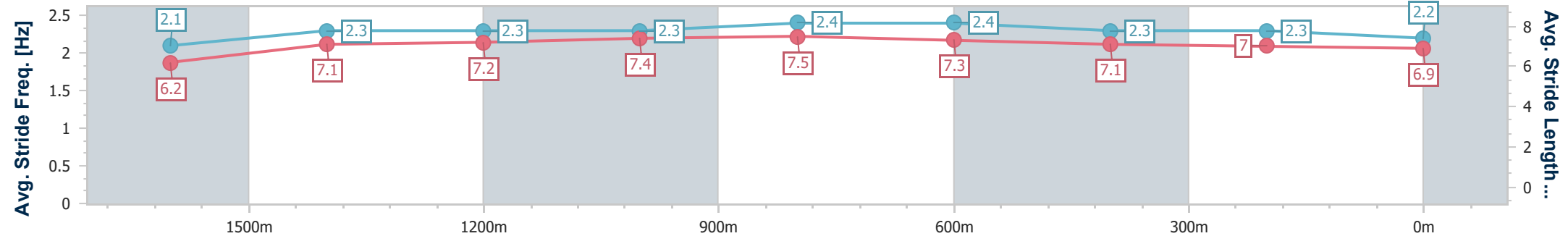
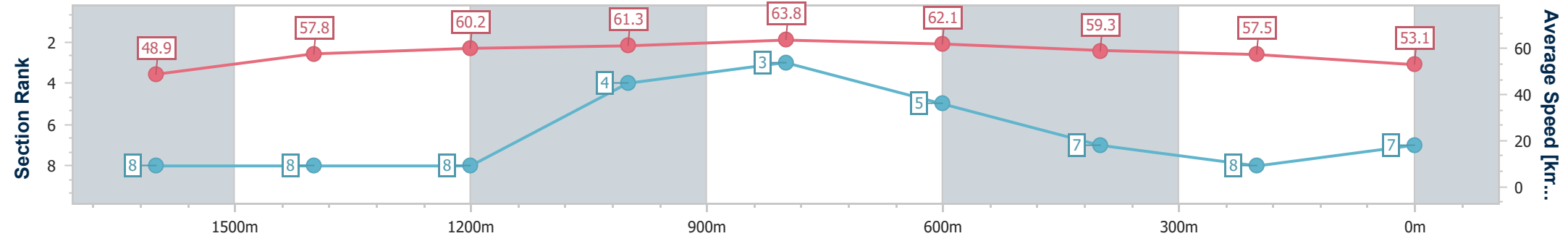
Mackay QLD Professional
Race 1: LADBROKES ODDS SURGE BENCHMARK 60
Handicap - 1800m



19 October 2023 - 12:18

Track Rating: Good 3, Weather: Fine, Rail Position: True entire

Section	Overall	1600m	1400m	1200m	1000m	800m	600m	400m	200m
Section Times	1:52.65 [7] (0:14.76)	1:37.89 [8] (0:12.53)	1:25.36 [8] (0:12.05)	1:13.31 [8] (0:11.84)	1:01.47 [4] (0:11.37)	0:50.10 [3] (0:11.76)	0:38.34 [5] (0:12.28)	0:26.06 [7] (0:12.49)	0:13.57 [8] (0:13.57)
Average Speed [km/h]	48.9	57.8	60.2	61.3	63.8	62.1	59.3	57.5	53.1
Top Speed [km/h]	59.2	60.1	61.2	64.3	64.8	64.3	61.0	58.6	57.2
Avg. Dist. to Rail [m]	7.5	1.4	1.6	3.2	3.1	3.9	1.7	2.4	4.7
Avg. Stride Freq. [Hz]	2.1	2.3	2.3	2.3	2.4	2.4	2.3	2.3	2.2
Avg. Stride Length [m]	6.2	7.1	7.2	7.4	7.5	7.3	7.1	7.0	6.9



- [] Ranking at each section and finish
- .-.- No data available at this section
- NA No data available



Horse/Jockey Name	Brand New
Final Rank	8
Fastest Section Time (Section)	0:11.58 (1000m)
Top Speed [km/h] (Section)	63.4 (1000m)
Race State	Finished



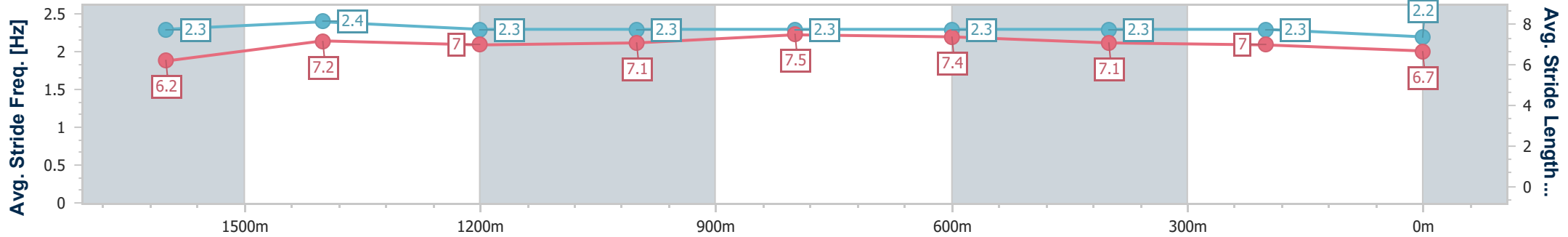
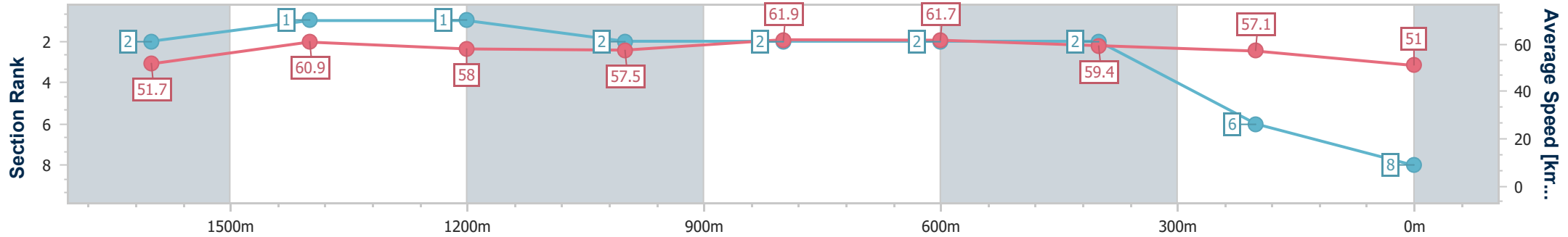
Mackay QLD Professional
Race 1: LADBROKES ODDS SURGE BENCHMARK 60
Handicap - 1800m



19 October 2023 - 12:18

Track Rating: Good 3, Weather: Fine, Rail Position: True entire

Section	Overall	1600m	1400m	1200m	1000m	800m	600m	400m	200m
Section Times	1:52.69 [8] (0:13.93)	1:38.76 [2] (0:11.84)	1:26.92 [1] (0:12.57)	1:14.35 [1] (0:12.53)	1:01.82 [2] (0:11.58)	0:50.24 [2] (0:11.61)	0:38.63 [2] (0:11.95)	0:26.68 [2] (0:12.58)	0:14.10 [6] (0:14.10)
Average Speed [km/h]	51.7	60.9	58.0	57.5	61.9	61.7	59.4	57.1	51.0
Top Speed [km/h]	60.3	62.5	60.2	60.6	63.4	62.8	60.4	58.4	56.6
Avg. Dist. to Rail [m]	3.6	0.6	1.6	0.9	1.5	1.2	1.8	1.1	0.9
Avg. Stride Freq. [Hz]	2.3	2.4	2.3	2.3	2.3	2.3	2.3	2.3	2.2
Avg. Stride Length [m]	6.2	7.2	7.0	7.1	7.5	7.4	7.1	7.0	6.7



- [] Ranking at each section and finish
- .-.- No data available at this section
- NA No data available