



# Sunshine Coast QLD Professional

## Race 6: FINCIERGE NOOSA CUP BENCHMARK 78 Handicap - 1000m

15 October 2023 - 15:47



Track Rating: Good 3, Weather: Fine, Rail Position: +8m Entire

Section							Overall	800m	600m	400m	200m	Last 600m	
Field Times							0:57.00 (0:12.86)	0:44.14 (0:10.49)	0:33.65 (0:10.99)	0:22.66 (0:10.83)	0:11.83 (0:11.83)	0:33.65	
Rank	TAB	Horse/Jockey	Barrier	Top Speed [km/h]	Fastest Section	Margin						Distance Travelled [m]	
1	3	<b>MAXIMUM OUTPUT</b> Jasper Franklin	2	72.3	0:10.59	0:57.00 [1] (0:12.86)	0:44.14 [1] (0:10.59)	0:33.55 [3] (0:10.97)	0:22.58 [2] (0:10.78)	0:11.80 [2] (0:11.80)	0:57.00	0:33.55	
2	2	<b>KAVAK</b> James Orman	1	72.5	0:10.59	0:57.28 [2] (0:12.94)	0:44.34 [4] (0:10.59)	0:33.75 [5] (0:11.25)	0:22.50 [7] (0:10.83)	0:11.67 [4] (0:11.67)	1.5L	0:33.75	+0
3	6	<b>BEAST MODE</b> Justin Huxtable	11	72.4	0:10.48	0:57.34 [3] (0:12.87)	0:44.47 [2] (0:10.48)	0:33.99 [1] (0:10.99)	0:23.00 [1] (0:10.83)	0:12.17 [1] (0:12.17)	1.8L	0:33.99	-2
4	11	<b>PACIFIC VAMPIRE</b> Ben Thompson	4	72.3	0:10.43	0:57.56 [4] (0:13.23)	0:44.33 [7] (0:10.43)	0:33.90 [6] (0:11.11)	0:22.79 [6] (0:10.77)	0:12.02 [3] (0:12.02)	3.1L	0:33.90	+1
5	1	<b>BUGALUGS</b> Ronald Simpson	10	70.6	0:10.45	0:57.60 [5] (0:13.03)	0:44.57 [5] (0:10.45)	0:34.12 [4] (0:11.14)	0:22.98 [4] (0:11.00)	0:11.98 [5] (0:11.98)	3.3L	0:34.12	+1
6	8	<b>LUSKIN HERO</b> Mark Du Plessis	14	70.2	0:10.56	0:57.67 [6] (0:13.14)	0:44.53 [6] (0:10.56)	0:33.97 [7] (0:11.06)	0:22.91 [5] (0:10.97)	0:11.94 [6] (0:11.94)	3.6L	0:33.97	+3
7	5	<b>DARE TO SHARE</b> Emily Lang	6	70.4	0:10.55	0:58.04 [7] (0:13.35)	0:44.69 [8] (0:10.55)	0:34.14 [8] (0:11.13)	0:23.01 [8] (0:11.07)	0:11.94 [8] (0:11.94)	5.6L	0:34.14	-1
8	10	<b>KIRRA LASS</b> Sean Cormack	5	71.1	0:10.44	0:58.69 [8] (0:12.94)	0:45.75 [3] (0:10.44)	0:35.31 [2] (0:11.10)	0:24.21 [3] (0:11.28)	0:12.93 [7] (0:12.93)	9.4L	0:35.31	+3

Scratched: Flaming Conquest (#4), Never Paid (#7), Hakkai Maru (#9), Lime Soda (#12), Baiyka (#13), Air Marshal (#14)

[ ] Ranking at each section and finish  
 -:-:- No data available at this section  
 NA No data available

SCN Saddle cloth number  
 DNF Did not finish  
 DNT Did not track



Horse/Jockey Name	Maximum Output
Final Rank	1
Fastest Section Time (Section)	0:10.59 (800m)
Top Speed [km/h] (Section)	72.3 (Overall)
Race State	Finished



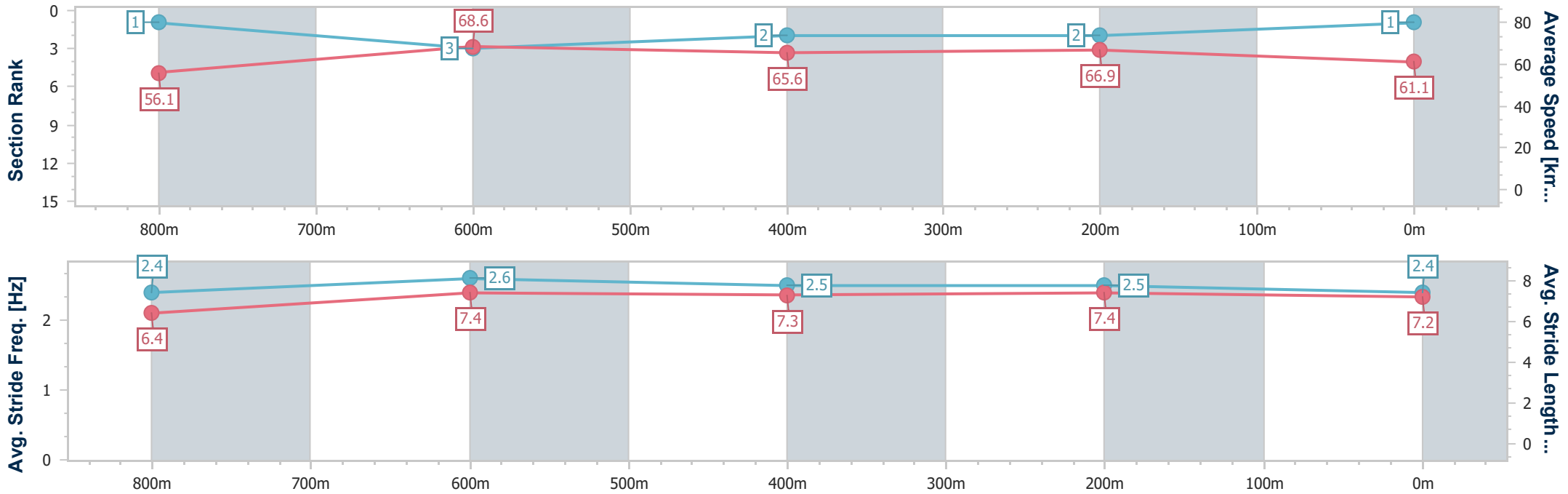
Sunshine Coast QLD Professional  
Race 6: FINCIERGE NOOSA CUP BENCHMARK 78 Handicap - 1000m



15 October 2023 - 15:47

Track Rating: Good 3, Weather: Fine, Rail Position: +8m Entire

Section	Overall	800m	600m	400m	200m
Section Times	0:57.00 [1] (0:12.86)	0:44.14 [1] (0:10.59)	0:33.55 [3] (0:10.97)	0:22.58 [2] (0:10.78)	0:11.80 [2] (0:11.80)
Average Speed [km/h]	56.1	68.6	65.6	66.9	61.1
Top Speed [km/h]	72.3	72.3	66.3	67.3	65.4
Avg. Dist. to Rail [m]	2.8	2.0	0.8	0.7	1.8
Avg. Stride Freq. [Hz]	2.4	2.6	2.5	2.5	2.4
Avg. Stride Length [m]	6.4	7.4	7.3	7.4	7.2



- [ ] Ranking at each section and finish
- .-.- No data available at this section
- NA No data available



Horse/Jockey Name	Kavak
Final Rank	2
Fastest Section Time (Section)	0:10.59 (800m)
Top Speed [km/h] (Section)	72.5 (Overall)
Race State	Finished



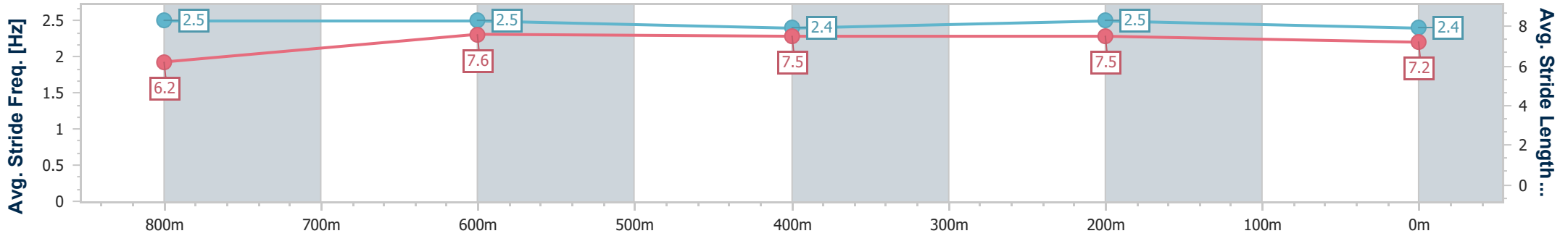
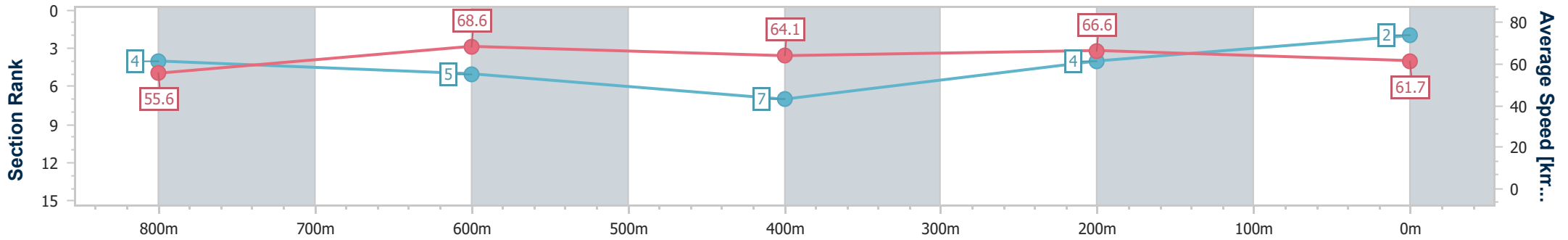
Sunshine Coast QLD Professional  
Race 6: FINCIERGE NOOSA CUP BENCHMARK 78 Handicap - 1000m



15 October 2023 - 15:47

Track Rating: Good 3, Weather: Fine, Rail Position: +8m Entire

Section	Overall	800m	600m	400m	200m
Section Times	0:57.28 [2] (0:12.94)	0:44.34 [4] (0:10.59)	0:33.75 [5] (0:11.25)	0:22.50 [7] (0:10.83)	0:11.67 [4] (0:11.67)
Average Speed [km/h]	55.6	68.6	64.1	66.6	61.7
Top Speed [km/h]	72.5	71.6	66.0	67.5	65.1
Avg. Dist. to Rail [m]	2.3	1.8	0.8	2.0	2.6
Avg. Stride Freq. [Hz]	2.5	2.5	2.4	2.5	2.4
Avg. Stride Length [m]	6.2	7.6	7.5	7.5	7.2



- [ ] Ranking at each section and finish
- .-.- No data available at this section
- NA No data available



Horse/Jockey Name	Beast Mode
Final Rank	3
Fastest Section Time (Section)	0:10.48 (800m)
Top Speed [km/h] (Section)	72.4 (Overall)
Race State	Finished



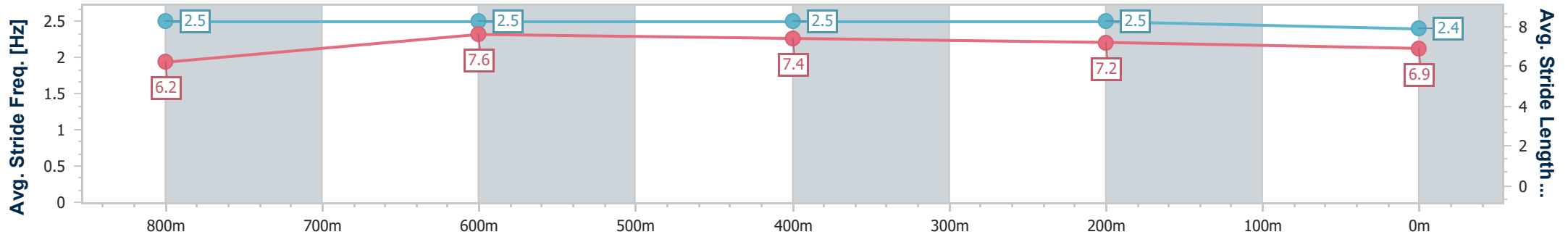
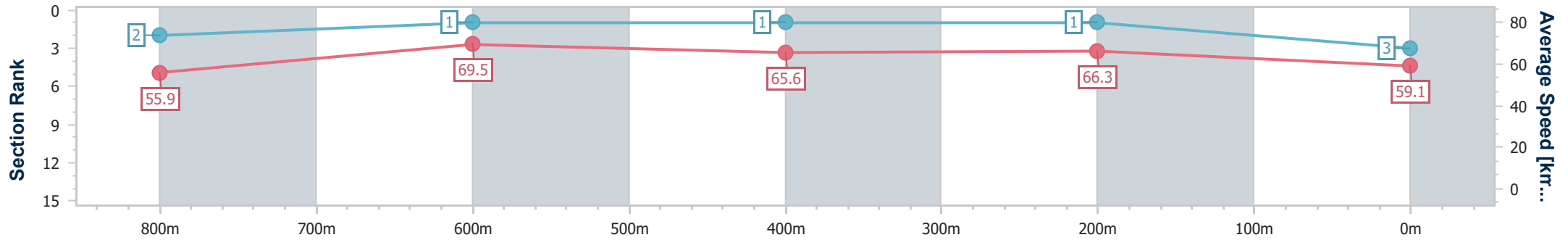
Sunshine Coast QLD Professional  
Race 6: FINCIERGE NOOSA CUP BENCHMARK 78 Handicap - 1000m



15 October 2023 - 15:47

Track Rating: Good 3, Weather: Fine, Rail Position: +8m Entire

Section	Overall	800m	600m	400m	200m
Section Times	0:57.34 [3] (0:12.87)	0:44.47 [2] (0:10.48)	0:33.99 [1] (0:10.99)	0:23.00 [1] (0:10.83)	0:12.17 [1] (0:12.17)
Average Speed [km/h]	55.9	69.5	65.6	66.3	59.1
Top Speed [km/h]	72.4	72.4	66.0	68.4	65.1
Avg. Dist. to Rail [m]	7.5	3.1	1.3	1.4	0.7
Avg. Stride Freq. [Hz]	2.5	2.5	2.5	2.5	2.4
Avg. Stride Length [m]	6.2	7.6	7.4	7.2	6.9



- [ ] Ranking at each section and finish
- .-.- No data available at this section
- NA No data available



Horse/Jockey Name	Pacific Vampire
Final Rank	4
Fastest Section Time (Section)	0:10.43 (800m)
Top Speed [km/h] (Section)	72.3 (Overall)
Race State	Finished



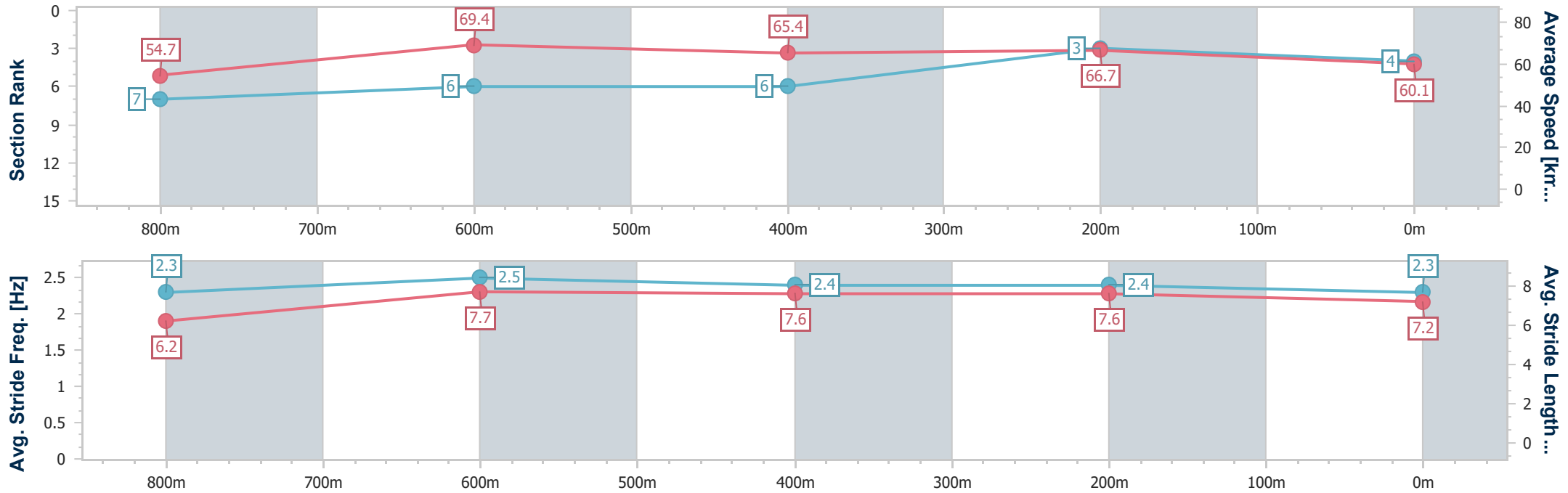
Sunshine Coast QLD Professional  
Race 6: FINCIERGE NOOSA CUP BENCHMARK 78 Handicap - 1000m



15 October 2023 - 15:47

Track Rating: Good 3, Weather: Fine, Rail Position: +8m Entire

Section	Overall	800m	600m	400m	200m
Section Times	0:57.56 [4] (0:13.23)	0:44.33 [7] (0:10.43)	0:33.90 [6] (0:11.11)	0:22.79 [6] (0:10.77)	0:12.02 [3] (0:12.02)
Average Speed [km/h]	54.7	69.4	65.4	66.7	60.1
Top Speed [km/h]	72.3	72.1	67.0	67.9	64.2
Avg. Dist. to Rail [m]	3.3	1.7	1.4	3.6	4.0
Avg. Stride Freq. [Hz]	2.3	2.5	2.4	2.4	2.3
Avg. Stride Length [m]	6.2	7.7	7.6	7.6	7.2



- [ ] Ranking at each section and finish
- .-.- No data available at this section
- NA No data available



Horse/Jockey Name	Bugalugs
Final Rank	5
Fastest Section Time (Section)	0:10.45 (800m)
Top Speed [km/h] (Section)	70.6 (800m)
Race State	Finished



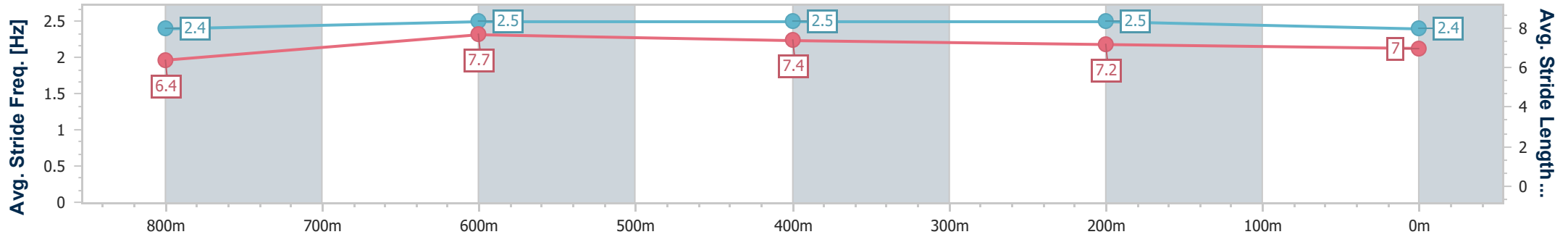
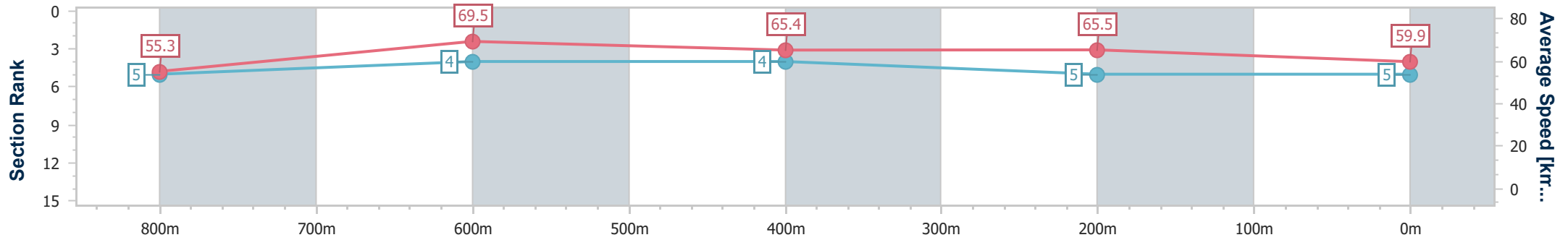
Sunshine Coast QLD Professional  
Race 6: FINCIERGE NOOSA CUP BENCHMARK 78 Handicap - 1000m



15 October 2023 - 15:47

Track Rating: Good 3, Weather: Fine, Rail Position: +8m Entire

Section	Overall	800m	600m	400m	200m
Section Times	0:57.60 [5] (0:13.03)	0:44.57 [5] (0:10.45)	0:34.12 [4] (0:11.14)	0:22.98 [4] (0:11.00)	0:11.98 [5] (0:11.98)
Average Speed [km/h]	55.3	69.5	65.4	65.5	59.9
Top Speed [km/h]	70.3	70.6	66.9	66.5	62.8
Avg. Dist. to Rail [m]	6.0	2.5	1.9	4.5	5.1
Avg. Stride Freq. [Hz]	2.4	2.5	2.5	2.5	2.4
Avg. Stride Length [m]	6.4	7.7	7.4	7.2	7.0



- [ ] Ranking at each section and finish
- .-.- No data available at this section
- NA No data available



Horse/Jockey Name	Luskin Hero
Final Rank	6
Fastest Section Time (Section)	0:10.56 (800m)
Top Speed [km/h] (Section)	70.2 (Overall)
Race State	Finished



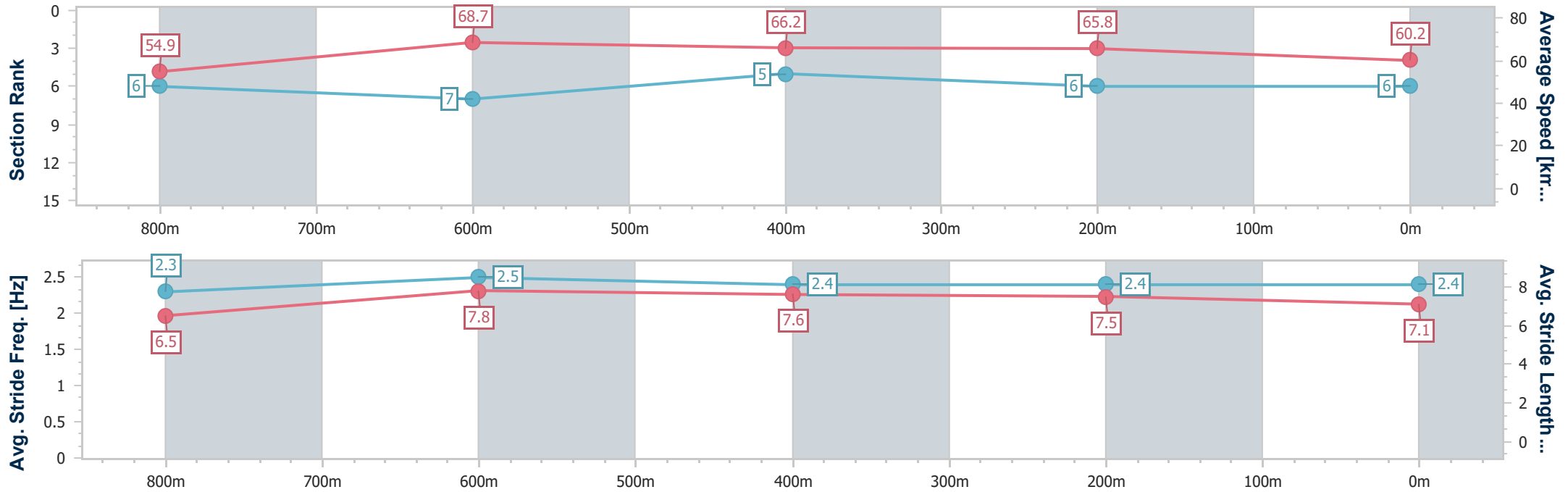
Sunshine Coast QLD Professional  
Race 6: FINCIERGE NOOSA CUP BENCHMARK 78 Handicap - 1000m



15 October 2023 - 15:47

Track Rating: Good 3, Weather: Fine, Rail Position: +8m Entire

Section	Overall	800m	600m	400m	200m
Section Times	0:57.67 [6] (0:13.14)	0:44.53 [6] (0:10.56)	0:33.97 [7] (0:11.06)	0:22.91 [5] (0:10.97)	0:11.94 [6] (0:11.94)
Average Speed [km/h]	54.9	68.7	66.2	65.8	60.2
Top Speed [km/h]	70.2	69.6	68.0	66.6	64.0
Avg. Dist. to Rail [m]	8.3	2.7	3.0	6.2	5.8
Avg. Stride Freq. [Hz]	2.3	2.5	2.4	2.4	2.4
Avg. Stride Length [m]	6.5	7.8	7.6	7.5	7.1



- [ ] Ranking at each section and finish
- .-.- No data available at this section
- NA No data available



Horse/Jockey Name	Dare To Share
Final Rank	7
Fastest Section Time (Section)	0:10.55 (800m)
Top Speed [km/h] (Section)	70.4 (Overall)
Race State	Finished



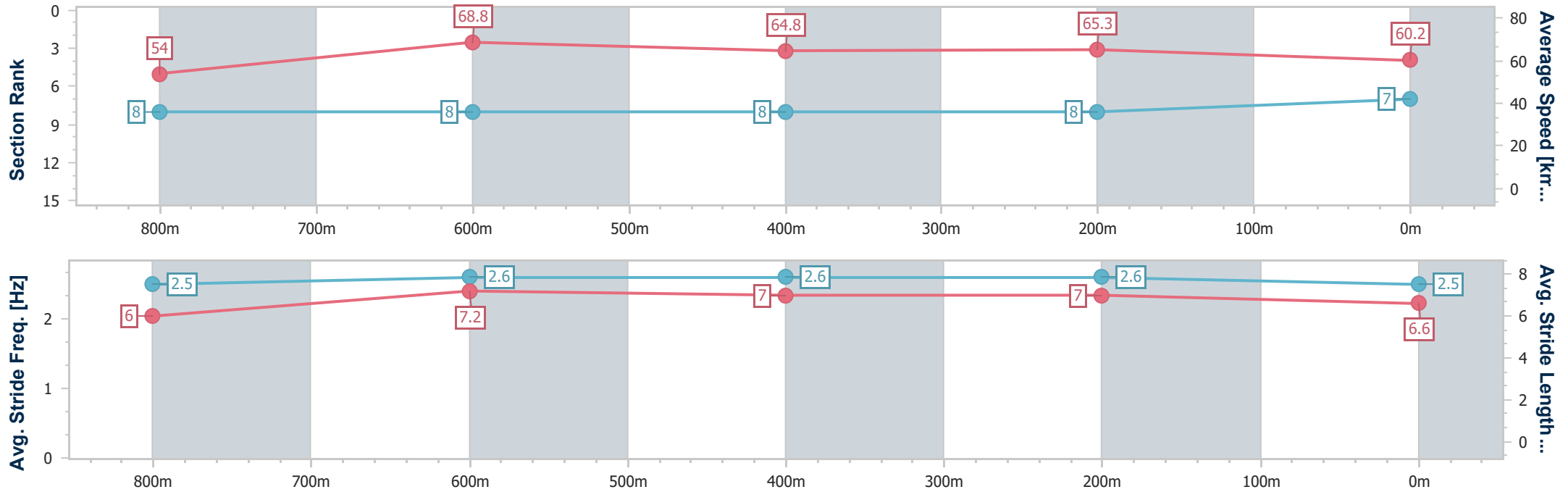
Sunshine Coast QLD Professional  
Race 6: FINCIERGE NOOSA CUP BENCHMARK 78 Handicap - 1000m



15 October 2023 - 15:47

Track Rating: Good 3, Weather: Fine, Rail Position: +8m Entire

Section	Overall	800m	600m	400m	200m
Section Times	0:58.04 [7] (0:13.35)	0:44.69 [8] (0:10.55)	0:34.14 [8] (0:11.13)	0:23.01 [8] (0:11.07)	0:11.94 [8] (0:11.94)
Average Speed [km/h]	54.0	68.8	64.8	65.3	60.2
Top Speed [km/h]	70.4	70.0	67.6	65.9	63.4
Avg. Dist. to Rail [m]	4.7	2.2	0.7	0.3	0.3
Avg. Stride Freq. [Hz]	2.5	2.6	2.6	2.6	2.5
Avg. Stride Length [m]	6.0	7.2	7.0	7.0	6.6



- [ ] Ranking at each section and finish
- .-.- No data available at this section
- NA No data available





Horse/Jockey Name	Kirra Lass
Final Rank	8
Fastest Section Time (Section)	0:10.44 (800m)
Top Speed [km/h] (Section)	71.1 (Overall)
Race State	Finished



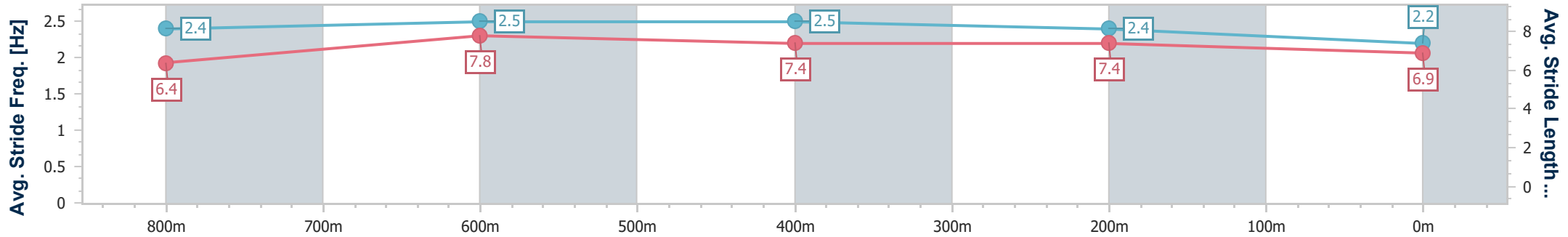
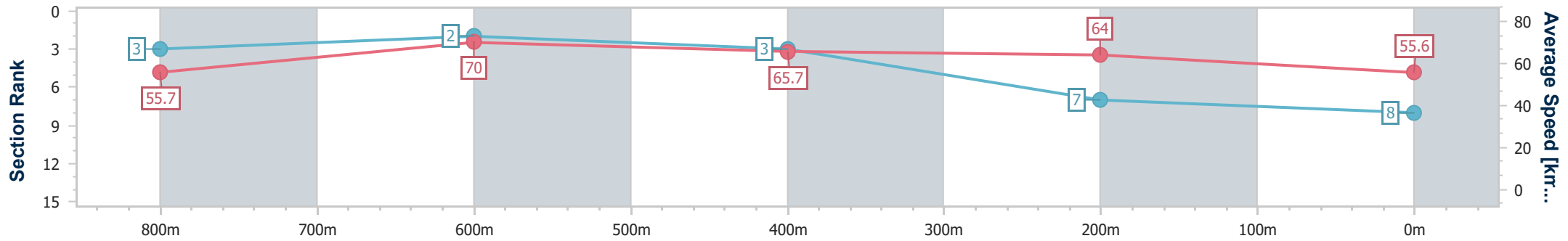
Sunshine Coast QLD Professional  
Race 6: FINCIERGE NOOSA CUP BENCHMARK 78 Handicap - 1000m



15 October 2023 - 15:47

Track Rating: Good 3, Weather: Fine, Rail Position: +8m Entire

Section	Overall	800m	600m	400m	200m
Section Times	0:58.69 [8] (0:12.94)	0:45.75 [3] (0:10.44)	0:35.31 [2] (0:11.10)	0:24.21 [3] (0:11.28)	0:12.93 [7] (0:12.93)
Average Speed [km/h]	55.7	70.0	65.7	64.0	55.6
Top Speed [km/h]	71.1	70.5	68.4	66.7	60.5
Avg. Dist. to Rail [m]	4.3	3.3	2.7	2.5	2.8
Avg. Stride Freq. [Hz]	2.4	2.5	2.5	2.4	2.2
Avg. Stride Length [m]	6.4	7.8	7.4	7.4	6.9



- [ ] Ranking at each section and finish
- .-.- No data available at this section
- NA No data available