



Sunshine Coast QLD Professional
Race 2: RAY WHITE COMMERCIAL NOOSA & SUNSHINE COAST Class 5
Handicap - 1800m
15 October 2023 - 13:20



Track Rating: Good 4, Weather: Fine, Rail Position: +8m Entire

Section		Overall	1600m	1400m	1200m	1000m	800m	600m	Last 600m				
Field Times		1:50.11 (0:14.24)	1:35.87 (0:11.10)	1:24.77 (0:11.56)	1:13.21 (0:12.15)	1:01.06 (0:12.32)	0:48.74 (0:12.27)	0:36.47 (0:12.19)	0:36.47				
Rank	TAB Horse/Jockey	Barrier	Top Speed [km/h]	Fastest Section									Distance Travelled [m]
1	1 EARLY THOUGHTS Jasper Franklin	3	66.5 1600m	0:11.13 1600m	1:50.11 [1] (0:14.30)	1:35.81 [2] (0:11.13)	1:24.68 [2] (0:11.69)	1:12.99 [2] (0:12.38)	1:00.61 [2] (0:12.61)	0:48.00 [2] (0:12.28)	0:35.72 [2] (0:11.83)	0:35.72	
2	3 COUP DE TONNERRE Ben Thompson	7	67.6 1600m	0:11.10 1600m	1:50.15 [2] (0:14.24)	1:35.91 [1] (0:11.10)	1:24.81 [1] (0:11.56)	1:13.25 [1] (0:12.15)	1:01.10 [1] (0:12.32)	0:48.78 [1] (0:12.27)	0:36.51 [1] (0:12.19)	0:36.51	+6
3	2 SET ME UP Jaden Lloyd	4	64.7 400m	0:11.37 400m	1:50.16 [3] (0:14.90)	1:35.26 [6] (0:11.68)	1:23.58 [6] (0:11.64)	1:11.94 [6] (0:12.10)	0:59.84 [6] (0:12.37)	0:47.47 [5] (0:12.12)	0:35.35 [5] (0:11.70)	0:35.35	+7
4	5 YANGARI Blake Spriggs	6	64.0 400m	0:11.38 400m	1:50.34 [4] (0:15.01)	1:35.33 [7] (0:11.72)	1:23.61 [7] (0:11.59)	1:12.02 [7] (0:12.30)	0:59.72 [7] (0:12.38)	0:47.34 [7] (0:12.06)	0:35.28 [7] (0:11.77)	0:35.28	+7
5	4 ROSE OF DUPORTH James Orman	5	63.4 1600m	0:11.57 400m	1:50.37 [5] (0:14.35)	1:36.02 [3] (0:11.64)	1:24.38 [3] (0:11.82)	1:12.56 [3] (0:12.18)	1:00.38 [3] (0:12.39)	0:47.99 [4] (0:12.27)	0:35.72 [4] (0:11.78)	0:35.72	+3
6	6 BEDFORD SQUARE Samantha Collett	1	64.1 400m	0:11.40 400m	1:50.37 [6] (0:14.58)	1:35.79 [4] (0:11.72)	1:24.07 [4] (0:11.79)	1:12.28 [5] (0:12.19)	1:00.09 [5] (0:12.41)	0:47.68 [6] (0:12.23)	0:35.45 [6] (0:11.83)	0:35.45	+4
7	7 DECEMBER DIAMOND Mark Du Plessis	2	64.3 1400m	0:11.58 1400m	1:50.67 [7] (0:14.62)	1:36.05 [5] (0:11.77)	1:24.28 [5] (0:11.58)	1:12.70 [4] (0:12.08)	1:00.62 [4] (0:12.26)	0:48.36 [3] (0:12.28)	0:36.08 [3] (0:11.78)	0:36.08	+6

[] Ranking at each section and finish
 -:-:- No data available at this section
 NA No data available

SCN Saddle cloth number
 DNF Did not finish
 DNT Did not track



Sunshine Coast QLD Professional
Race 2: RAY WHITE COMMERCIAL NOOSA & SUNSHINE COAST Class 5
Handicap - 1800m
15 October 2023 - 13:20



Track Rating: Good 4, Weather: Fine, Rail Position: +8m Entire

Section				400m	200m			Last 600m			
Field Times				0:24.28 (0:11.92)	0:12.36 (0:12.36)			0:36.47			
Rank	TAB	Horse/Jockey	Barrier	Top Speed [km/h]	Fastest Section	Margin				Distance Travelled [m]	
1	1	EARLY THOUGHTS Jasper Franklin	3	66.5 1600m	0:11.13 1600m	0:23.89 [2] (0:11.62)	0:12.27 [2] (0:12.27)	1:50.11			0:35.72
2	3	COUP DE TONNERRE Ben Thompson	7	67.6 1600m	0:11.10 1600m	0:24.32 [1] (0:11.92)	0:12.40 [1] (0:12.40)	0.2L			0:36.51 +6
3	2	SET ME UP Jaden Lloyd	4	64.7 400m	0:11.37 400m	0:23.65 [5] (0:11.37)	0:12.28 [3] (0:12.28)	0.3L			0:35.35 +7
4	5	YANGARI Blake Spriggs	6	64.0 400m	0:11.38 400m	0:23.51 [7] (0:11.38)	0:12.13 [7] (0:12.13)	1.3L			0:35.28 +7
5	4	ROSE OF DUPORTH James Orman	5	63.4 1600m	0:11.57 400m	0:23.94 [4] (0:11.57)	0:12.37 [4] (0:12.37)	1.4L			0:35.72 +3
6	6	BEDFORD SQUARE Samantha Collett	1	64.1 400m	0:11.40 400m	0:23.62 [6] (0:11.40)	0:12.22 [6] (0:12.22)	1.5L			0:35.45 +4
7	7	DECEMBER DIAMOND Mark Du Plessis	2	64.3 1400m	0:11.58 1400m	0:24.30 [3] (0:11.66)	0:12.64 [5] (0:12.64)	3.3L			0:36.08 +6

[] Ranking at each section and finish
 -:-:- No data available at this section
 NA No data available

SCN Saddle cloth number
 DNF Did not finish
 DNT Did not track



Horse/Jockey Name	Early Thoughts
Final Rank	1
Fastest Section Time (Section)	0:11.13 (1600m)
Top Speed [km/h] (Section)	66.5 (1600m)
Race State	Finished



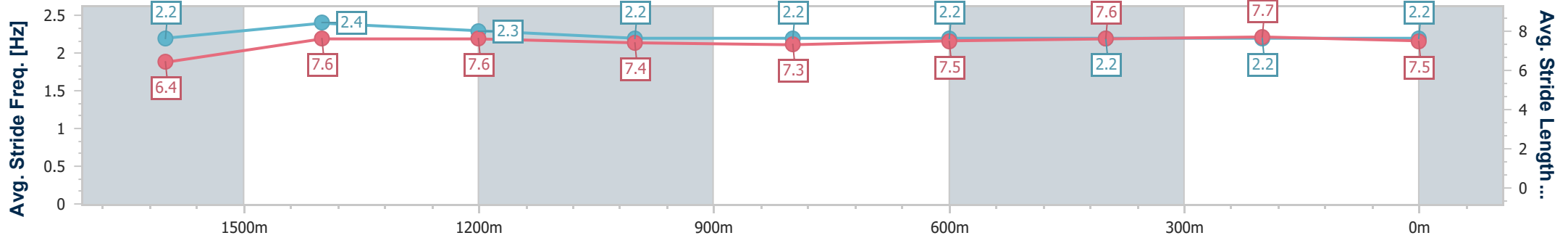
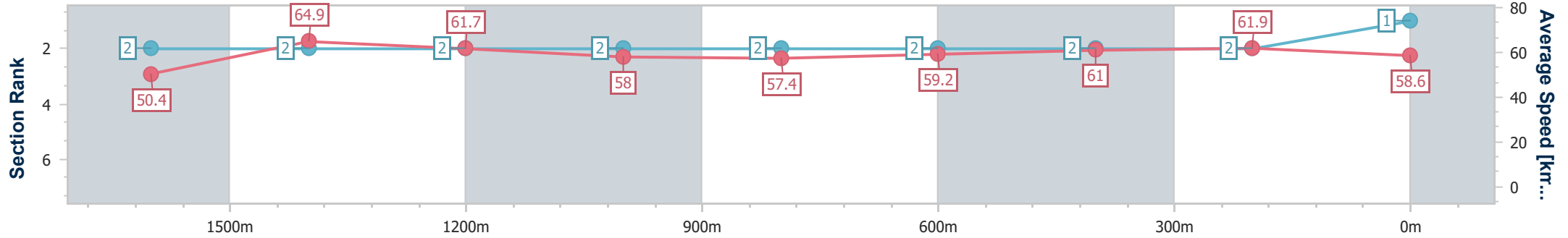
Sunshine Coast QLD Professional
 Race 2: RAY WHITE COMMERCIAL NOOSA & SUNSHINE
 COAST Class 5 Handicap - 1800m



15 October 2023 - 13:20

Track Rating: Good 4, Weather: Fine, Rail Position: +8m Entire

Section	Overall	1600m	1400m	1200m	1000m	800m	600m	400m	200m				
Section Times	1:50.11 [1] (0:14.30)	1:35.81 [2] (0:11.13)	1:24.68 [2] (0:11.69)	1:12.99 [2] (0:12.38)	1:00.61 [2] (0:12.61)	0:48.00 [2] (0:12.28)	0:35.72 [2] (0:11.83)	0:23.89 [2] (0:11.62)	0:12.27 [2] (0:12.27)				
Average Speed [km/h]	50.4	64.9	61.7	58.0	57.4	59.2	61.0	61.9	58.6				
Top Speed [km/h]	62.3	66.5	64.2	59.6	58.5	60.0	62.0	62.7	62.0				
Avg. Dist. to Rail [m]	2.5	0.4	0.4	0.4	1.9	1.4	0.6	1.1	1.9				
Avg. Stride Freq. [Hz]	2.2	2.4	2.3	2.2	2.2	2.2	2.2	2.2	2.2				
Avg. Stride Length [m]	6.4	7.6	7.6	7.4	7.3	7.5	7.6	7.7	7.5				



- [] Ranking at each section and finish
- .-.- No data available at this section
- NA No data available



Horse/Jockey Name	Coup De Tonnerre
Final Rank	2
Fastest Section Time (Section)	0:11.10 (1600m)
Top Speed [km/h] (Section)	67.6 (1600m)
Race State	Finished



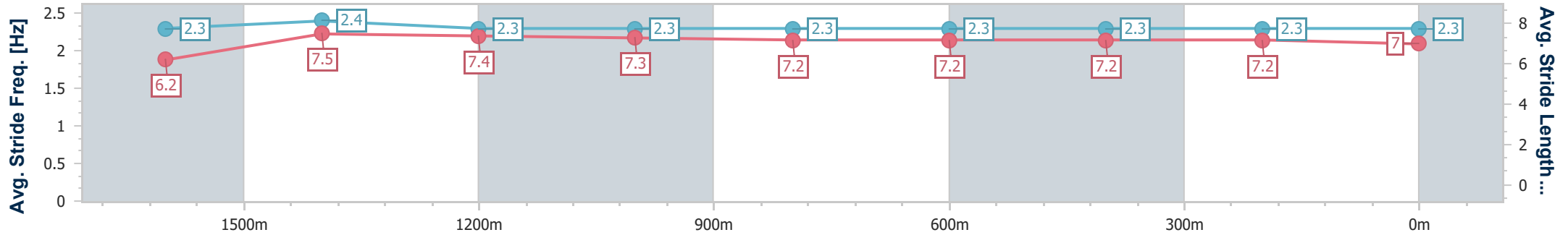
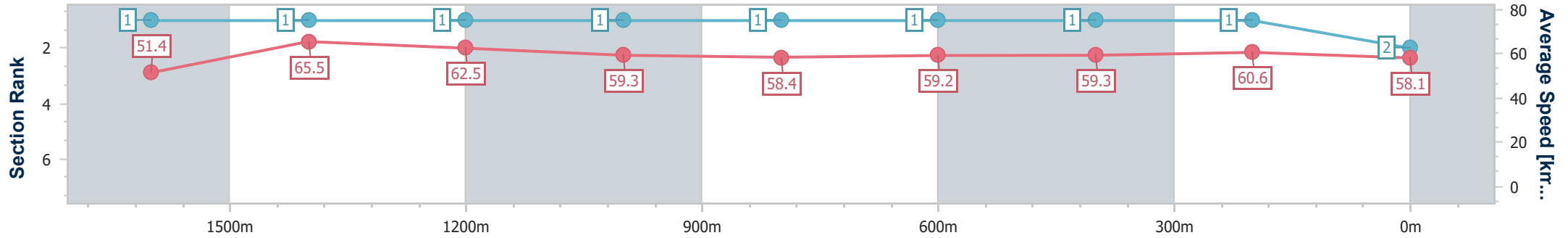
Sunshine Coast QLD Professional
 Race 2: RAY WHITE COMMERCIAL NOOSA & SUNSHINE
 COAST Class 5 Handicap - 1800m



15 October 2023 - 13:20

Track Rating: Good 4, Weather: Fine, Rail Position: +8m Entire

Section	Overall	1600m	1400m	1200m	1000m	800m	600m	400m	200m				
Section Times	1:50.15 [2] (0:14.24)	1:35.91 [1] (0:11.10)	1:24.81 [1] (0:11.56)	1:13.25 [1] (0:12.15)	1:01.10 [1] (0:12.32)	0:48.78 [1] (0:12.27)	0:36.51 [1] (0:12.19)	0:24.32 [1] (0:11.92)	0:12.40 [1] (0:12.40)				
Average Speed [km/h]	51.4	65.5	62.5	59.3	58.4	59.2	59.3	60.6	58.1				
Top Speed [km/h]	64.1	67.6	65.5	60.5	59.2	60.0	60.1	61.2	60.3				
Avg. Dist. to Rail [m]	6.2	3.5	2.0	0.9	0.7	1.2	1.2	1.1	0.8				
Avg. Stride Freq. [Hz]	2.3	2.4	2.3	2.3	2.3	2.3	2.3	2.3	2.3				
Avg. Stride Length [m]	6.2	7.5	7.4	7.3	7.2	7.2	7.2	7.2	7.0				



- [] Ranking at each section and finish
- .-.- No data available at this section
- NA No data available



Horse/Jockey Name	Set Me Up
Final Rank	3
Fastest Section Time (Section)	0:11.37 (400m)
Top Speed [km/h] (Section)	64.7 (400m)
Race State	Finished



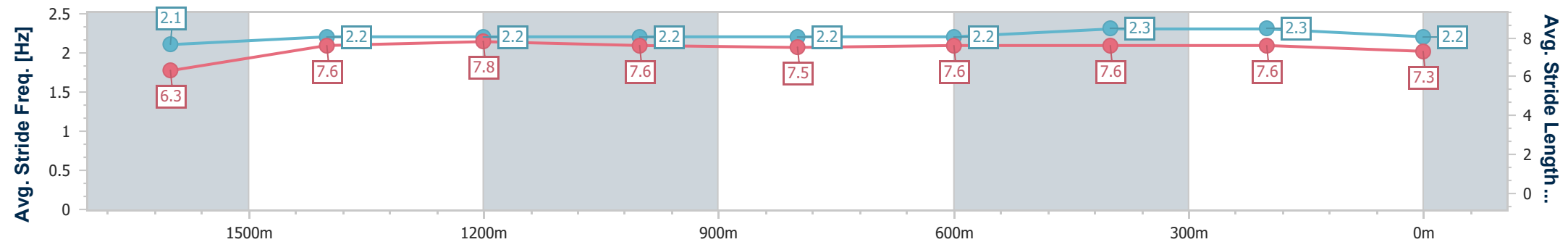
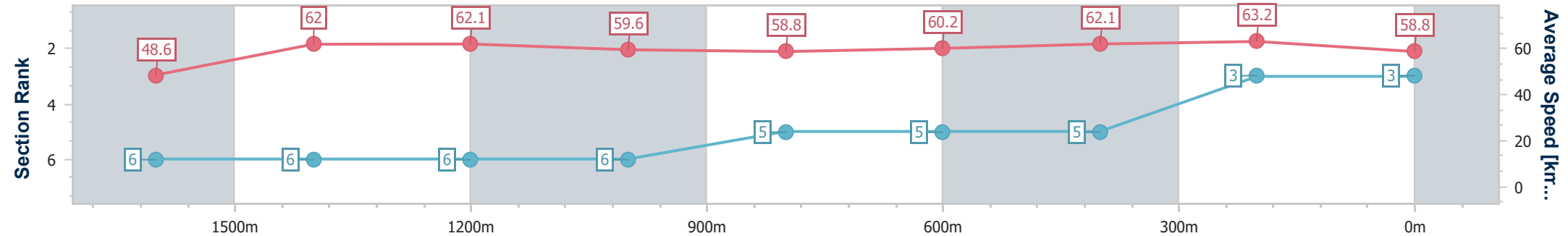
Sunshine Coast QLD Professional
 Race 2: RAY WHITE COMMERCIAL NOOSA & SUNSHINE
 COAST Class 5 Handicap - 1800m



15 October 2023 - 13:20

Track Rating: Good 4, Weather: Fine, Rail Position: +8m Entire

Section	Overall	1600m	1400m	1200m	1000m	800m	600m	400m	200m				
Section Times	1:50.16 [3] (0:14.90)	1:35.26 [6] (0:11.68)	1:23.58 [6] (0:11.64)	1:11.94 [6] (0:12.10)	0:59.84 [6] (0:12.37)	0:47.47 [5] (0:12.12)	0:35.35 [5] (0:11.70)	0:23.65 [5] (0:11.37)	0:12.28 [3] (0:12.28)				
Average Speed [km/h]	48.6	62.0	62.1	59.6	58.8	60.2	62.1	63.2	58.8				
Top Speed [km/h]	59.8	63.2	63.3	60.1	60.6	60.9	64.0	64.7	61.4				
Avg. Dist. to Rail [m]	3.4	2.0	2.4	3.1	3.0	2.2	1.6	4.0	3.1				
Avg. Stride Freq. [Hz]	2.1	2.2	2.2	2.2	2.2	2.2	2.3	2.3	2.2				
Avg. Stride Length [m]	6.3	7.6	7.8	7.6	7.5	7.6	7.6	7.6	7.3				



- [] Ranking at each section and finish
- .-.- No data available at this section
- NA No data available



Horse/Jockey Name	Yangari
Final Rank	4
Fastest Section Time (Section)	0:11.38 (400m)
Top Speed [km/h] (Section)	64.0 (400m)
Race State	Finished



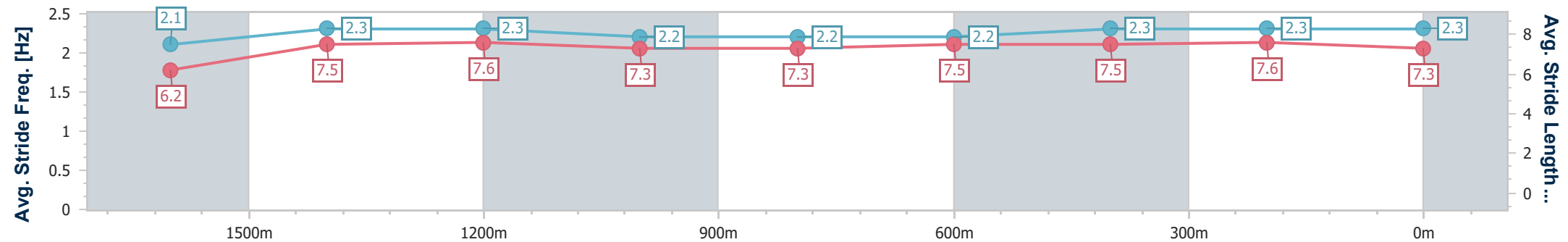
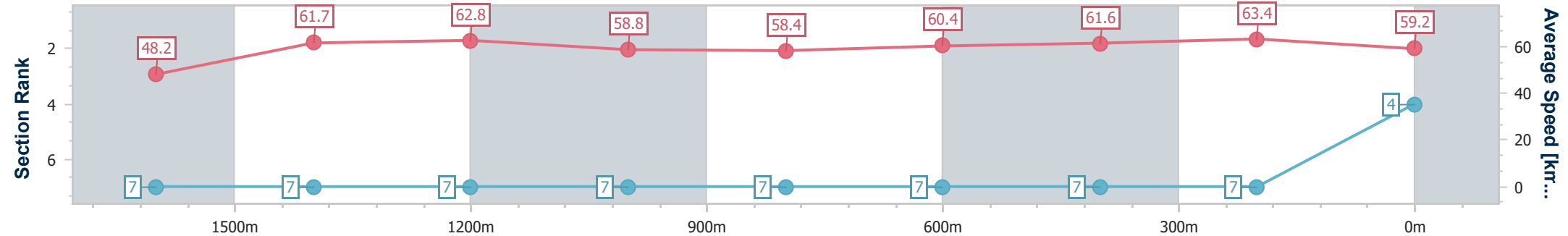
Sunshine Coast QLD Professional
 Race 2: RAY WHITE COMMERCIAL NOOSA & SUNSHINE
 COAST Class 5 Handicap - 1800m



15 October 2023 - 13:20

Track Rating: Good 4, Weather: Fine, Rail Position: +8m Entire

Section	Overall	1600m	1400m	1200m	1000m	800m	600m	400m	200m				
Section Times	1:50.34 [4] (0:15.01)	1:35.33 [7] (0:11.72)	1:23.61 [7] (0:11.59)	1:12.02 [7] (0:12.30)	0:59.72 [7] (0:12.38)	0:47.34 [7] (0:12.06)	0:35.28 [7] (0:11.77)	0:23.51 [7] (0:11.38)	0:12.13 [7] (0:12.13)				
Average Speed [km/h]	48.2	61.7	62.8	58.8	58.4	60.4	61.6	63.4	59.2				
Top Speed [km/h]	59.3	63.6	63.7	60.0	60.1	60.9	63.2	64.0	62.3				
Avg. Dist. to Rail [m]	3.9	2.7	3.3	3.6	2.3	2.0	1.3	4.4	5.4				
Avg. Stride Freq. [Hz]	2.1	2.3	2.3	2.2	2.2	2.2	2.3	2.3	2.3				
Avg. Stride Length [m]	6.2	7.5	7.6	7.3	7.3	7.5	7.5	7.6	7.3				



- [] Ranking at each section and finish
- .-.- No data available at this section
- NA No data available



Horse/Jockey Name	Rose Of Duporth
Final Rank	5
Fastest Section Time (Section)	0:11.57 (400m)
Top Speed [km/h] (Section)	63.4 (1600m)
Race State	Finished



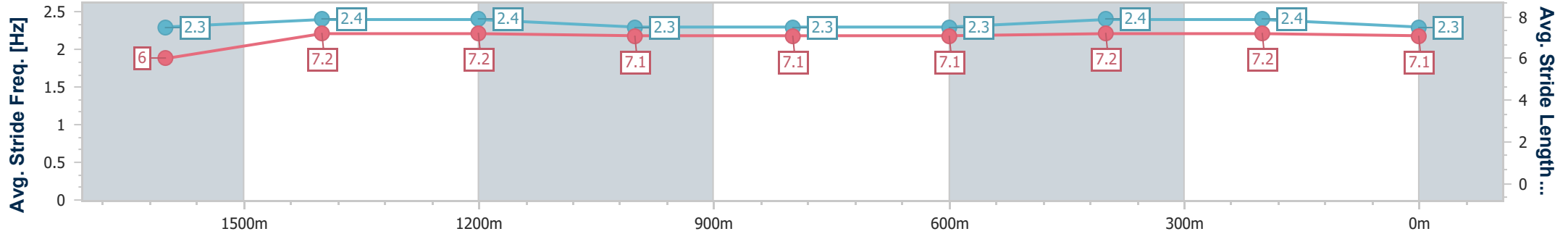
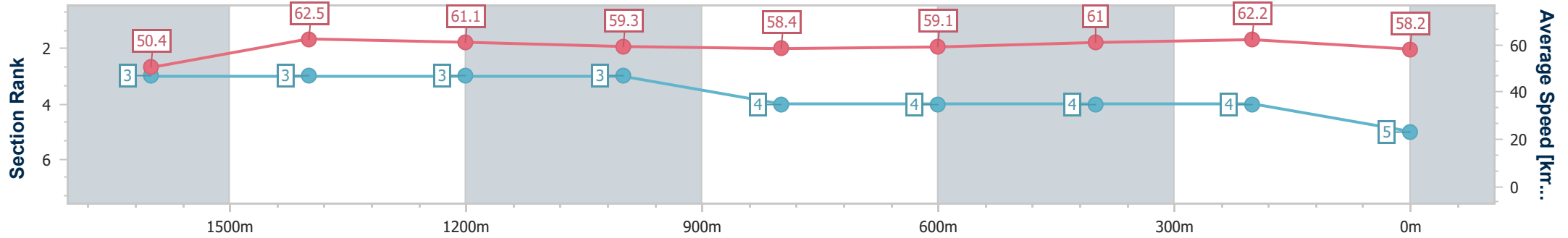
Sunshine Coast QLD Professional
 Race 2: RAY WHITE COMMERCIAL NOOSA & SUNSHINE
 COAST Class 5 Handicap - 1800m



15 October 2023 - 13:20

Track Rating: Good 4, Weather: Fine, Rail Position: +8m Entire

Section	Overall	1600m	1400m	1200m	1000m	800m	600m	400m	200m				
Section Times	1:50.37 [5] (0:14.35)	1:36.02 [3] (0:11.64)	1:24.38 [3] (0:11.82)	1:12.56 [3] (0:12.18)	1:00.38 [3] (0:12.39)	0:47.99 [4] (0:12.27)	0:35.72 [4] (0:11.78)	0:23.94 [4] (0:11.57)	0:12.37 [4] (0:12.37)				
Average Speed [km/h]	50.4	62.5	61.1	59.3	58.4	59.1	61.0	62.2	58.2				
Top Speed [km/h]	61.9	63.4	62.7	60.2	59.9	59.8	63.2	63.4	60.4				
Avg. Dist. to Rail [m]	4.4	3.0	2.3	2.3	2.1	1.3	0.7	0.8	1.1				
Avg. Stride Freq. [Hz]	2.3	2.4	2.4	2.3	2.3	2.3	2.4	2.4	2.3				
Avg. Stride Length [m]	6.0	7.2	7.2	7.1	7.1	7.1	7.2	7.2	7.1				



- [] Ranking at each section and finish
- .-.- No data available at this section
- NA No data available



Horse/Jockey Name	Bedford Square
Final Rank	6
Fastest Section Time (Section)	0:11.40 (400m)
Top Speed [km/h] (Section)	64.1 (400m)
Race State	Finished



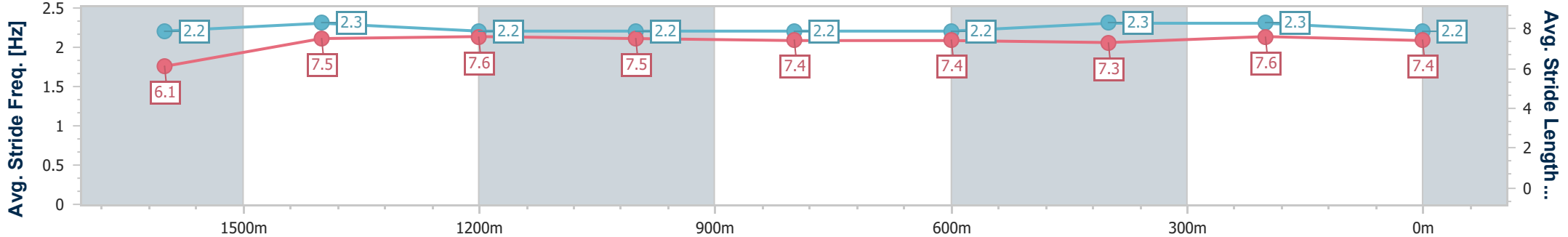
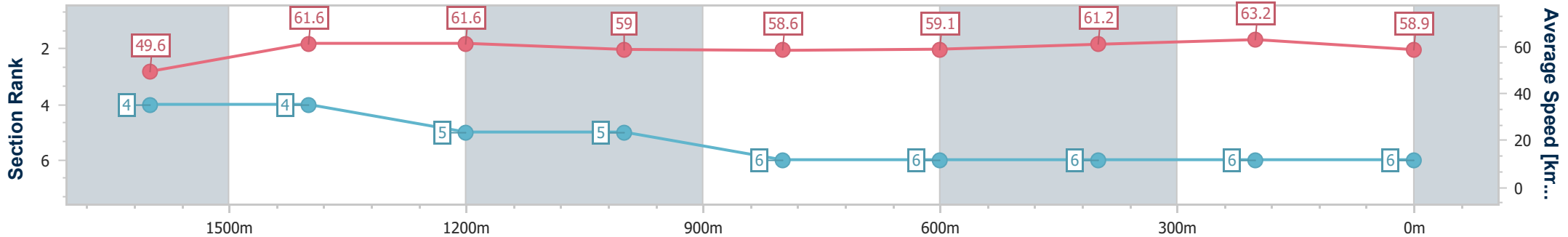
Sunshine Coast QLD Professional
 Race 2: RAY WHITE COMMERCIAL NOOSA & SUNSHINE
 COAST Class 5 Handicap - 1800m



15 October 2023 - 13:20

Track Rating: Good 4, Weather: Fine, Rail Position: +8m Entire

Section	Overall	1600m	1400m	1200m	1000m	800m	600m	400m	200m				
Section Times	1:50.37 [6] (0:14.58)	1:35.79 [4] (0:11.72)	1:24.07 [4] (0:11.79)	1:12.28 [5] (0:12.19)	1:00.09 [5] (0:12.41)	0:47.68 [6] (0:12.23)	0:35.45 [6] (0:11.83)	0:23.62 [6] (0:11.40)	0:12.22 [6] (0:12.22)				
Average Speed [km/h]	49.6	61.6	61.6	59.0	58.6	59.1	61.2	63.2	58.9				
Top Speed [km/h]	61.4	63.0	62.7	59.6	59.6	60.0	63.6	64.1	60.1				
Avg. Dist. to Rail [m]	2.0	2.1	2.3	2.3	2.2	1.1	0.6	1.9	1.5				
Avg. Stride Freq. [Hz]	2.2	2.3	2.2	2.2	2.2	2.2	2.3	2.3	2.2				
Avg. Stride Length [m]	6.1	7.5	7.6	7.5	7.4	7.4	7.3	7.6	7.4				



- [] Ranking at each section and finish
- .-.- No data available at this section
- NA No data available



Horse/Jockey Name	December Diamond
Final Rank	7
Fastest Section Time (Section)	0:11.58 (1400m)
Top Speed [km/h] (Section)	64.3 (1400m)
Race State	Finished



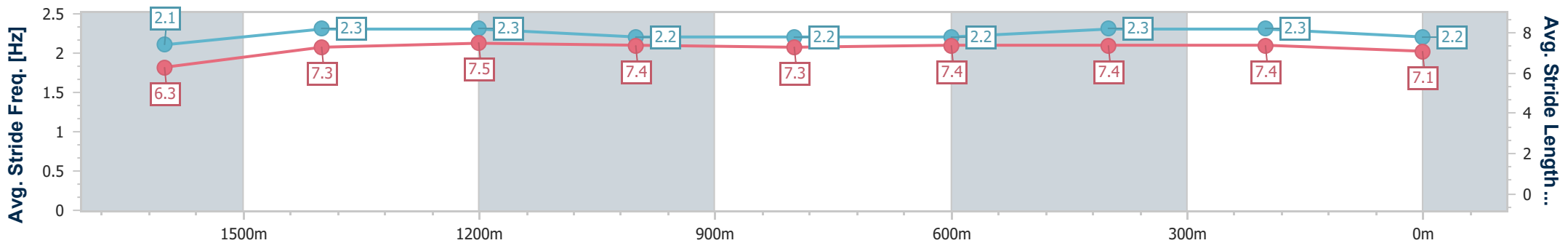
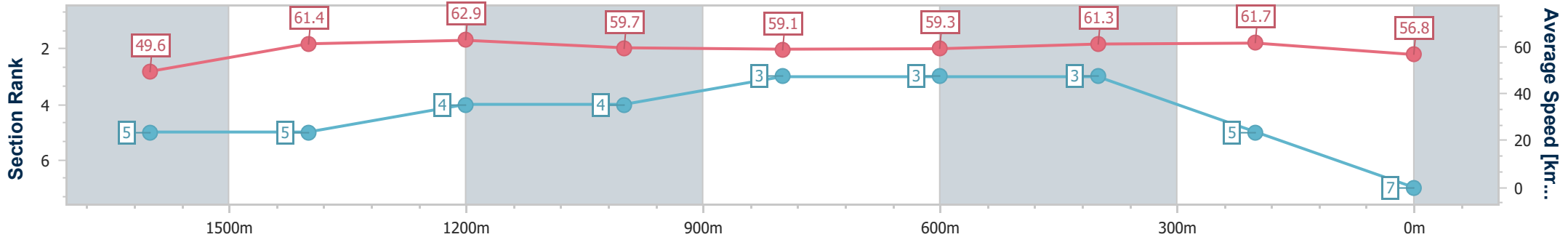
Sunshine Coast QLD Professional
 Race 2: RAY WHITE COMMERCIAL NOOSA & SUNSHINE
 COAST Class 5 Handicap - 1800m



15 October 2023 - 13:20

Track Rating: Good 4, Weather: Fine, Rail Position: +8m Entire

Section	Overall	1600m	1400m	1200m	1000m	800m	600m	400m	200m
Section Times	1:50.67 [7] (0:14.62)	1:36.05 [5] (0:11.77)	1:24.28 [5] (0:11.58)	1:12.70 [4] (0:12.08)	1:00.62 [4] (0:12.26)	0:48.36 [3] (0:12.28)	0:36.08 [3] (0:11.78)	0:24.30 [3] (0:11.66)	0:12.64 [5] (0:12.64)
Average Speed [km/h]	49.6	61.4	62.9	59.7	59.1	59.3	61.3	61.7	56.8
Top Speed [km/h]	61.2	63.2	64.3	60.7	60.5	59.9	62.6	63.1	59.3
Avg. Dist. to Rail [m]	2.7	2.9	2.9	3.0	2.9	1.9	0.5	1.9	2.1
Avg. Stride Freq. [Hz]	2.1	2.3	2.3	2.2	2.2	2.2	2.3	2.3	2.2
Avg. Stride Length [m]	6.3	7.3	7.5	7.4	7.3	7.4	7.4	7.4	7.1



- [] Ranking at each section and finish
- .-.- No data available at this section
- NA No data available