



Eagle Farm QLD Professional

Race 9: DRINKWISE Class 6 Plate - 1200m

14 October 2023 - 16:43



BRISBANE
RACING CLUB

Track Rating: Good 3, Weather: Fine, Rail Position: +0.5m Entire Course

Section		Overall										Last 600m	
Field Times		1:09.74										0:34.08	
		(0:13.42)											
		0:56.32											
		(0:11.18)											
		0:45.14											
		(0:11.06)											
		0:34.08											
		(0:11.33)											
		0:22.75											
		(0:11.09)											
		0:11.66											
		(0:11.66)											
Rank	TAB	Horse/Jockey	Barrier	Top Speed [km/h]	Fastest Section	Overall	1000m	800m	600m	400m	200m	Margin	Distance Travelled [m]
1	6	EKATERINA Martin Harley	1	67.0	0:10.93	1:09.74 [1] (0:13.89)	0:55.85 [6] (0:11.36)	0:44.49 [6] (0:10.93)	0:33.56 [6] (0:11.14)	0:22.42 [6] (0:10.94)	0:11.48 [6] (0:11.48)	1:09.74	0:33.56
2	7	DESTINATION Justin Huxtable	9	67.3	0:10.86	1:09.77 [2] (0:13.86)	0:55.91 [5] (0:11.30)	0:44.61 [5] (0:11.02)	0:33.59 [5] (0:11.04)	0:22.55 [5] (0:10.86)	0:11.69 [1] (0:11.69)	0.16L	0:33.59 +2
3	12	MY SNOW QUEEN Jaden Lloyd	8	66.5	0:11.07	1:10.10 [3] (0:13.42)	0:56.68 [1] (0:11.35)	0:45.33 [2] (0:11.07)	0:34.26 [3] (0:11.29)	0:22.97 [3] (0:11.08)	0:11.89 [5] (0:11.89)	2.1L	0:34.26 -2
4	9	NATIONAL CHOICE Mark Du Plessis	6	67.9	0:10.85	1:10.15 [4] (0:14.04)	0:56.11 [7] (0:11.38)	0:44.73 [8] (0:11.04)	0:33.69 [8] (0:11.06)	0:22.63 [8] (0:10.85)	0:11.78 [7] (0:11.78)	2.43L	0:33.69 +4
5	10	GLORIOUS RUBY Andrew Mallyon	2	66.8	0:11.01	1:10.30 [5] (0:13.68)	0:56.62 [3] (0:11.29)	0:45.33 [4] (0:11.13)	0:34.20 [4] (0:11.08)	0:23.12 [4] (0:11.01)	0:12.11 [3] (0:12.11)	3.33L	0:34.20 -1
6	2	SIR WARWICK Les Tilley	5	66.8	0:11.00	1:10.34 [6] (0:14.05)	0:56.29 [8] (0:11.30)	0:44.99 [7] (0:11.00)	0:33.99 [7] (0:11.04)	0:22.95 [7] (0:11.01)	0:11.94 [8] (0:11.94)	3.55L	0:33.99 -3
7	4	IRING Sean Cormack	7	68.7	0:10.79	1:10.38 [7] (0:14.24)	0:56.14 [9] (0:11.40)	0:44.74 [9] (0:10.95)	0:33.79 [9] (0:11.18)	0:22.61 [9] (0:10.79)	0:11.82 [9] (0:11.82)	3.76L	0:33.79 +6
8	5	ZUMA CALIFORNIA Angela Jones	3	67.7	0:10.97	1:10.42 [8] (0:13.71)	0:56.71 [4] (0:11.14)	0:45.57 [3] (0:10.97)	0:34.60 [2] (0:11.17)	0:23.43 [1] (0:11.20)	0:12.23 [2] (0:12.23)	4.03L	0:34.60 +0
9	11	KIR ROYALE Damien Thornton	10	68.6	0:11.04	1:10.96 [9] (0:13.56)	0:57.40 [2] (0:11.04)	0:46.36 [1] (0:11.06)	0:35.30 [1] (0:11.35)	0:23.95 [2] (0:11.19)	0:12.76 [4] (0:12.76)	7.17L	0:35.30 +5
10	14	TWICE AS SPECIAL Samantha Collett	12	67.9	0:10.97	1:10.98 [10] (0:14.35)	0:56.63 [10] (0:11.36)	0:45.27 [10] (0:10.97)	0:34.30 [10] (0:11.12)	0:23.18 [10] (0:11.07)	0:12.11 [10] (0:12.11)	7.31L	0:34.30 +3

Scratched: Beaux Rumble (#3), Nashira (#8), Kingston's Here (#1), Tranquil Bay (#13)

Report Created: Sat 14 October 2023 16:57 GMT+1 (Note: Timing is based on position data)

Page 1/11

[] Ranking at each section and finish
 -:-:- No data available at this section
 NA No data available

SCN Saddle cloth number
 DNF Did not finish
 DNT Did not track

data processed by TRIPLESDATA



Horse/Jockey Name	Ekaterina
Final Rank	1
Fastest Section Time (Section)	0:10.93 (800m)
Top Speed [km/h] (Section)	67.0 (800m)
Race State	Finished

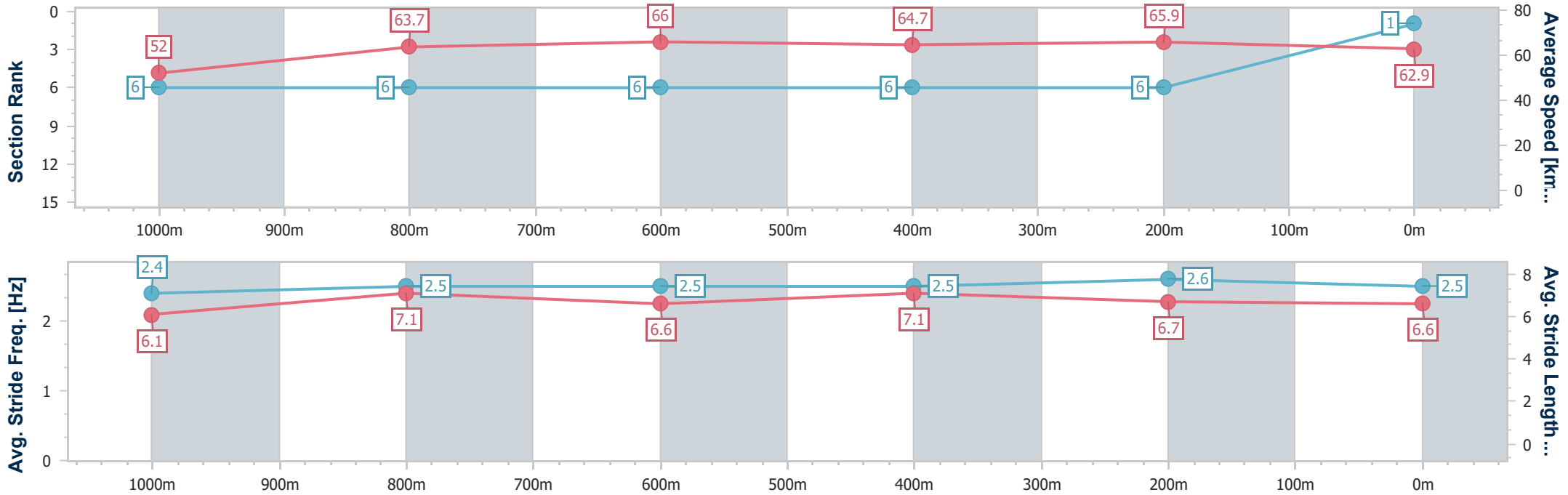


Eagle Farm QLD Professional
 Race 9: DRINKWISE Class 6 Plate - 1200m
 14 October 2023 - 16:43
 Track Rating: Good 3, Weather: Fine, Rail Position: +0.5m Entire Course



BRISBANE
 RACING CLUB

Section	Overall	1000m	800m	600m	400m	200m
Section Times	1:09.74 [1] (0:13.89)	0:55.85 [6] (0:11.36)	0:44.49 [6] (0:10.93)	0:33.56 [6] (0:11.14)	0:22.42 [6] (0:10.94)	0:11.48 [6] (0:11.48)
Average Speed [km/h]	52.0	63.7	66.0	64.7	65.9	62.9
Top Speed [km/h]	63.7	66.4	67.0	65.6	67.0	64.1
Avg. Dist. to Rail [m]	1.2	1.1	0.1	0.8	4.2	5.4
Avg. Stride Freq. [Hz]	2.4	2.5	2.5	2.5	2.6	2.5
Avg. Stride Length [m]	6.1	7.1	6.6	7.1	6.7	6.6



- [] Ranking at each section and finish
- .-.- No data available at this section
- NA No data available



Horse/Jockey Name	Destination
Final Rank	2
Fastest Section Time (Section)	0:10.86 (400m)
Top Speed [km/h] (Section)	67.3 (800m)
Race State	Finished

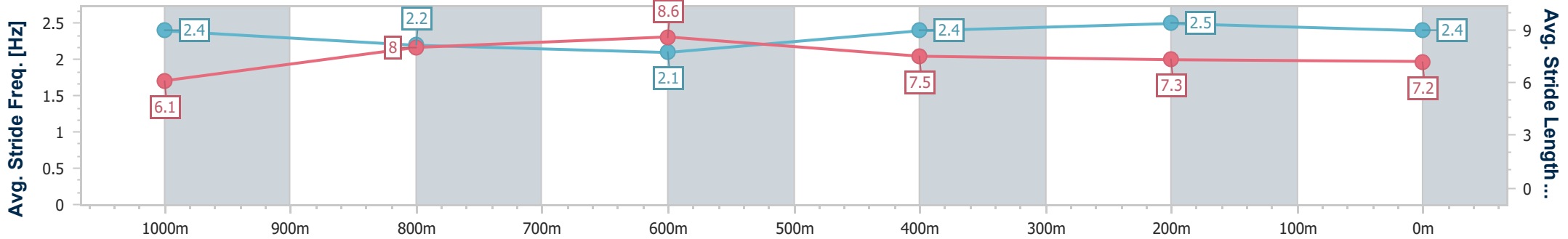
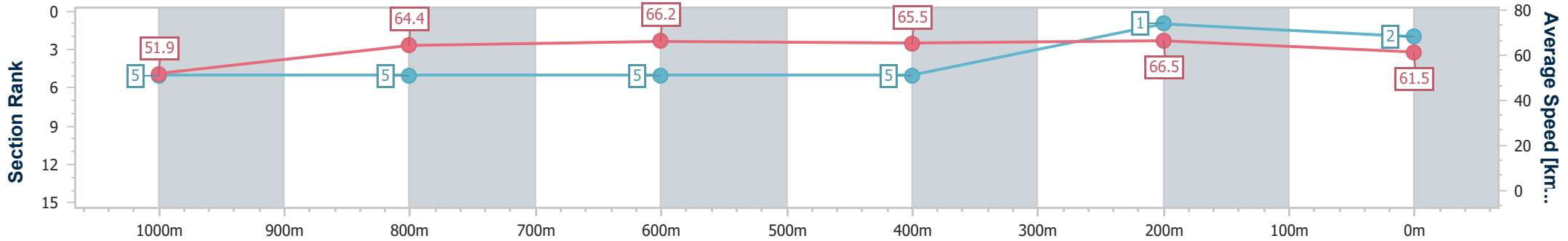


Eagle Farm QLD Professional
 Race 9: DRINKWISE Class 6 Plate - 1200m
 14 October 2023 - 16:43
 Track Rating: Good 3, Weather: Fine, Rail Position: +0.5m Entire Course



BRISBANE RACING CLUB

Section	Overall	1000m	800m	600m	400m	200m
Section Times	1:09.77 [2] (0:13.86)	0:55.91 [5] (0:11.30)	0:44.61 [5] (0:11.02)	0:33.59 [5] (0:11.04)	0:22.55 [5] (0:10.86)	0:11.69 [1] (0:11.69)
Average Speed [km/h]	51.9	64.4	66.2	65.5	66.5	61.5
Top Speed [km/h]	64.3	65.8	67.3	66.9	66.9	65.9
Avg. Dist. to Rail [m]	3.0	2.0	1.9	1.6	4.2	4.6
Avg. Stride Freq. [Hz]	2.4	2.2	2.1	2.4	2.5	2.4
Avg. Stride Length [m]	6.1	8.0	8.6	7.5	7.3	7.2



- [] Ranking at each section and finish
- .-.- No data available at this section
- NA No data available



Horse/Jockey Name	My Snow Queen
Final Rank	3
Fastest Section Time (Section)	0:11.07 (800m)
Top Speed [km/h] (Section)	66.5 (800m)
Race State	Finished

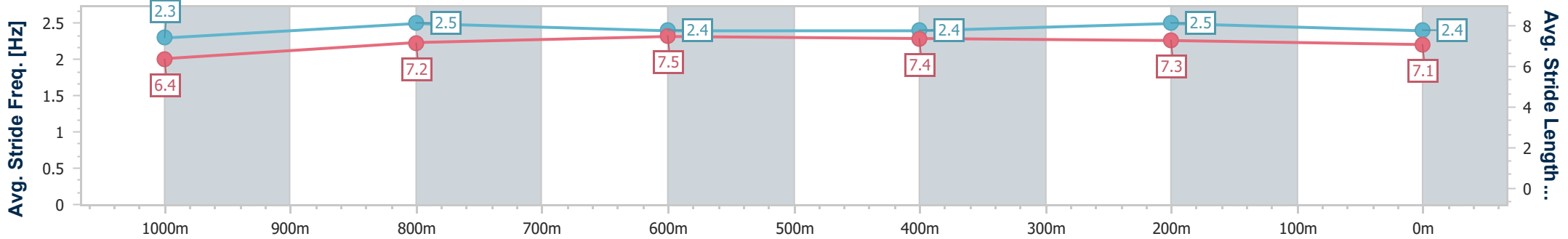
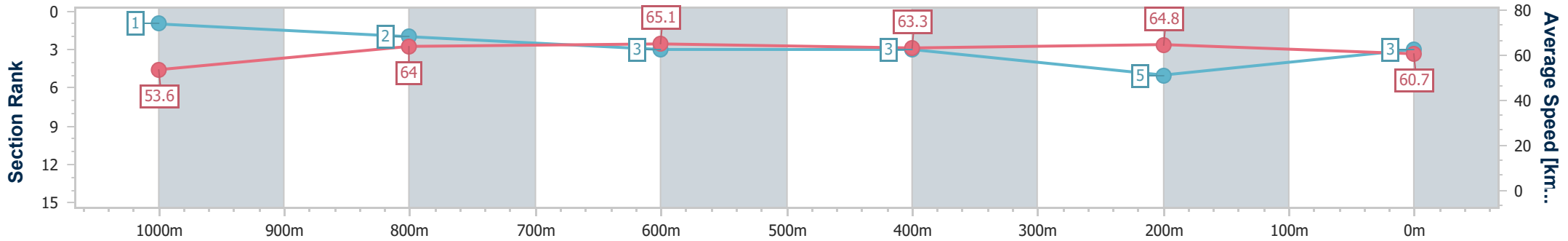


Eagle Farm QLD Professional
 Race 9: DRINKWISE Class 6 Plate - 1200m
 14 October 2023 - 16:43
 Track Rating: Good 3, Weather: Fine, Rail Position: +0.5m Entire Course



BRISBANE
 RACING CLUB

Section	Overall	1000m	800m	600m	400m	200m
Section Times	1:10.10 [3] (0:13.42)	0:56.68 [1] (0:11.35)	0:45.33 [2] (0:11.07)	0:34.26 [3] (0:11.29)	0:22.97 [3] (0:11.08)	0:11.89 [5] (0:11.89)
Average Speed [km/h]	53.6	64.0	65.1	63.3	64.8	60.7
Top Speed [km/h]	64.9	66.3	66.5	64.5	65.4	63.8
Avg. Dist. to Rail [m]	2.4	1.7	0.7	1.3	0.8	0.4
Avg. Stride Freq. [Hz]	2.3	2.5	2.4	2.4	2.5	2.4
Avg. Stride Length [m]	6.4	7.2	7.5	7.4	7.3	7.1



- [] Ranking at each section and finish
- .-.- No data available at this section
- NA No data available



Horse/Jockey Name	National Choice
Final Rank	4
Fastest Section Time (Section)	0:10.85 (400m)
Top Speed [km/h] (Section)	67.9 (400m)
Race State	Finished

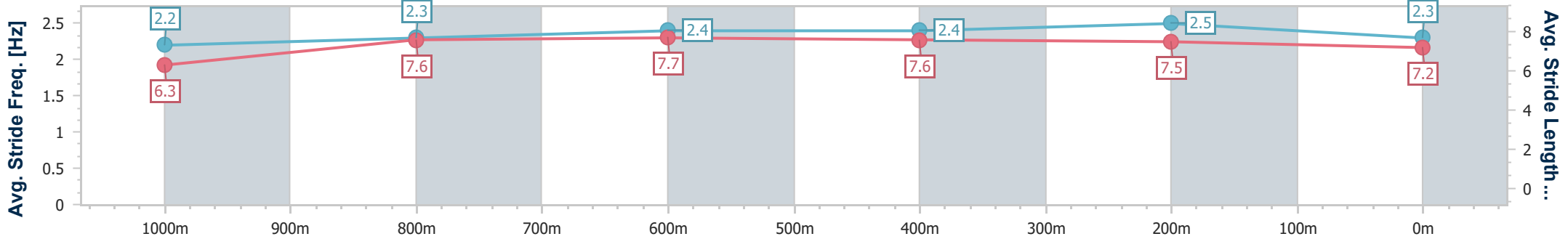
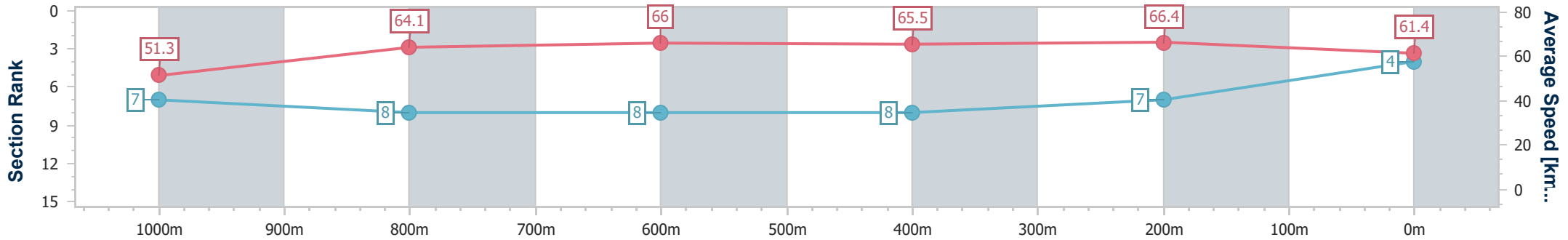


Eagle Farm QLD Professional
 Race 9: DRINKWISE Class 6 Plate - 1200m
 14 October 2023 - 16:43
 Track Rating: Good 3, Weather: Fine, Rail Position: +0.5m Entire Course



BRISBANE
 RACING CLUB

Section	Overall	1000m	800m	600m	400m	200m
Section Times	1:10.15 [4] (0:14.04)	0:56.11 [7] (0:11.38)	0:44.73 [8] (0:11.04)	0:33.69 [8] (0:11.06)	0:22.63 [8] (0:10.85)	0:11.78 [7] (0:11.78)
Average Speed [km/h]	51.3	64.1	66.0	65.5	66.4	61.4
Top Speed [km/h]	64.8	67.2	67.2	67.1	67.9	65.6
Avg. Dist. to Rail [m]	2.0	2.6	2.3	1.5	3.7	4.5
Avg. Stride Freq. [Hz]	2.2	2.3	2.4	2.4	2.5	2.3
Avg. Stride Length [m]	6.3	7.6	7.7	7.6	7.5	7.2



- [] Ranking at each section and finish
- .-.- No data available at this section
- NA No data available



Horse/Jockey Name	Glorious Ruby
Final Rank	5
Fastest Section Time (Section)	0:11.01 (400m)
Top Speed [km/h] (Section)	66.8 (400m)
Race State	Finished

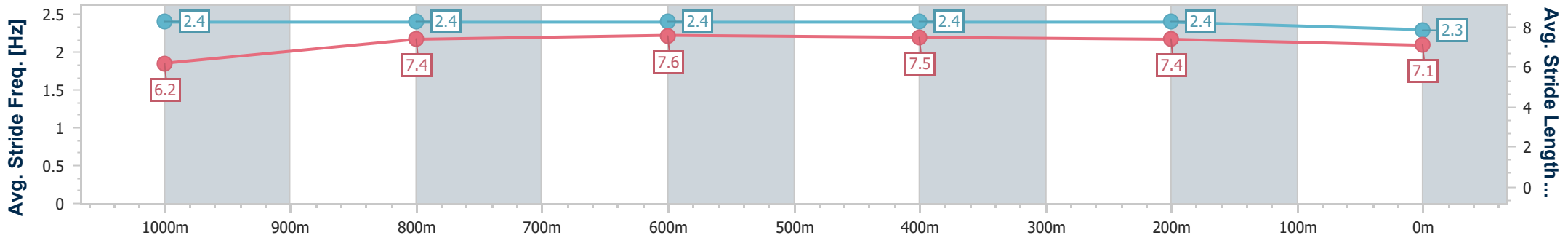
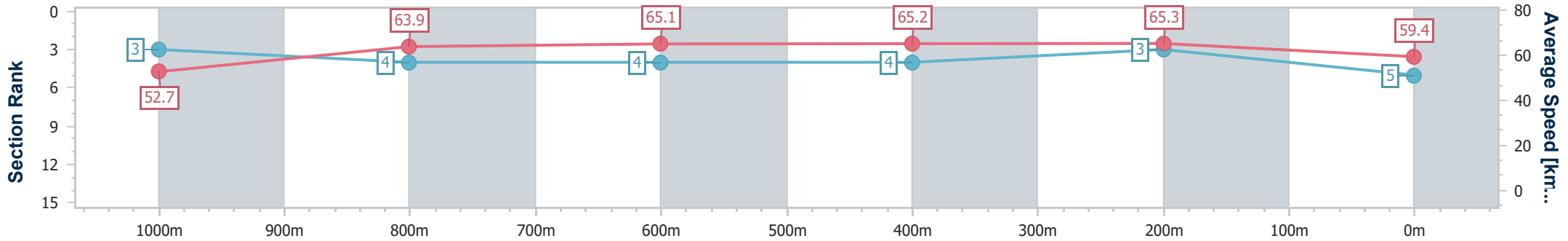


Eagle Farm QLD Professional
 Race 9: DRINKWISE Class 6 Plate - 1200m
 14 October 2023 - 16:43
 Track Rating: Good 3, Weather: Fine, Rail Position: +0.5m Entire Course



BRISBANE RACING CLUB

Section	Overall	1000m	800m	600m	400m	200m
Section Times	1:10.30 [5] (0:13.68)	0:56.62 [3] (0:11.29)	0:45.33 [4] (0:11.13)	0:34.20 [4] (0:11.08)	0:23.12 [4] (0:11.01)	0:12.11 [3] (0:12.11)
Average Speed [km/h]	52.7	63.9	65.1	65.2	65.3	59.4
Top Speed [km/h]	64.4	66.6	66.2	66.2	66.8	63.8
Avg. Dist. to Rail [m]	1.1	1.1	1.3	0.4	1.7	4.2
Avg. Stride Freq. [Hz]	2.4	2.4	2.4	2.4	2.4	2.3
Avg. Stride Length [m]	6.2	7.4	7.6	7.5	7.4	7.1



- [] Ranking at each section and finish
- .-.- No data available at this section
- NA No data available



Horse/Jockey Name	Sir Warwick
Final Rank	6
Fastest Section Time (Section)	0:11.00 (800m)
Top Speed [km/h] (Section)	66.8 (800m)
Race State	Finished

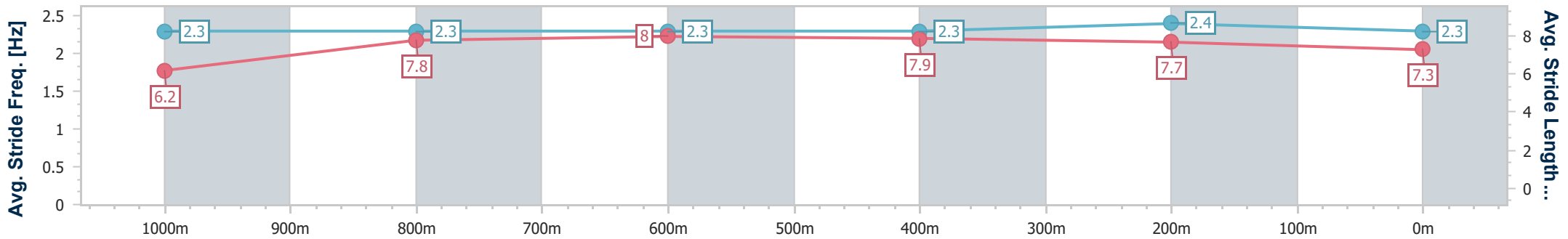
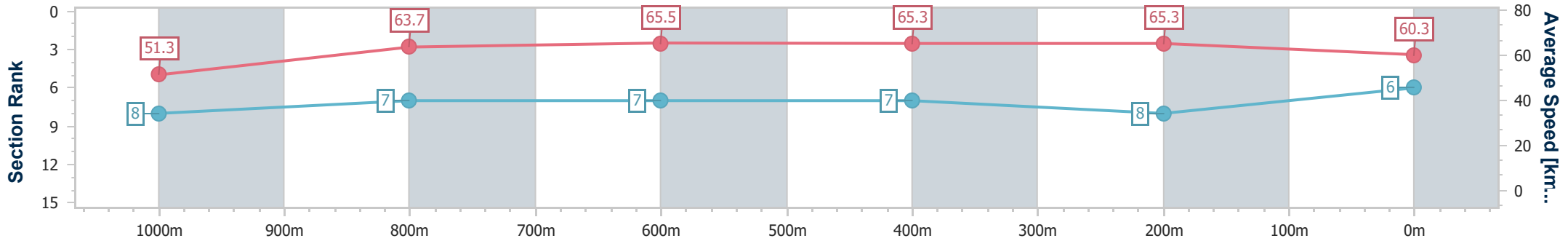


Eagle Farm QLD Professional
 Race 9: DRINKWISE Class 6 Plate - 1200m
 14 October 2023 - 16:43
 Track Rating: Good 3, Weather: Fine, Rail Position: +0.5m Entire Course



BRISBANE
 RACING CLUB

Section	Overall	1000m	800m	600m	400m	200m
Section Times	1:10.34 [6] (0:14.05)	0:56.29 [8] (0:11.30)	0:44.99 [7] (0:11.00)	0:33.99 [7] (0:11.04)	0:22.95 [7] (0:11.01)	0:11.94 [8] (0:11.94)
Average Speed [km/h]	51.3	63.7	65.5	65.3	65.3	60.3
Top Speed [km/h]	63.9	65.9	66.8	66.4	66.7	63.9
Avg. Dist. to Rail [m]	0.9	0.2	0.4	0.2	0.5	0.3
Avg. Stride Freq. [Hz]	2.3	2.3	2.3	2.3	2.4	2.3
Avg. Stride Length [m]	6.2	7.8	8.0	7.9	7.7	7.3



- [] Ranking at each section and finish
- .-.- No data available at this section
- NA No data available



Horse/Jockey Name	Iring
Final Rank	7
Fastest Section Time (Section)	0:10.79 (400m)
Top Speed [km/h] (Section)	68.7 (400m)
Race State	Finished

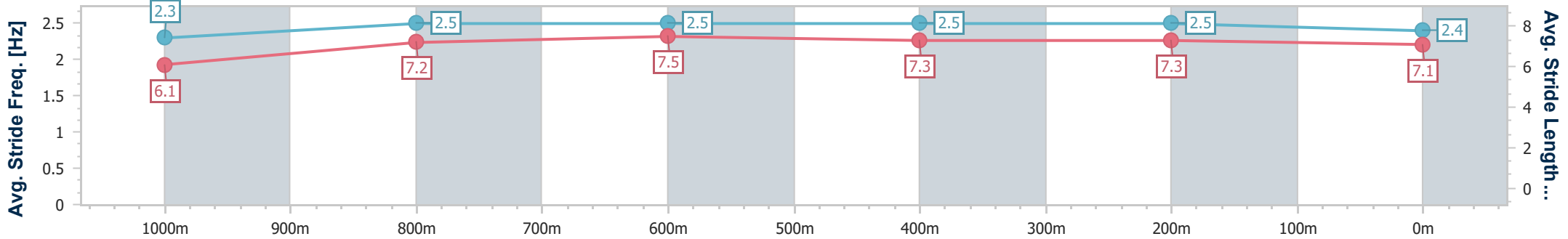
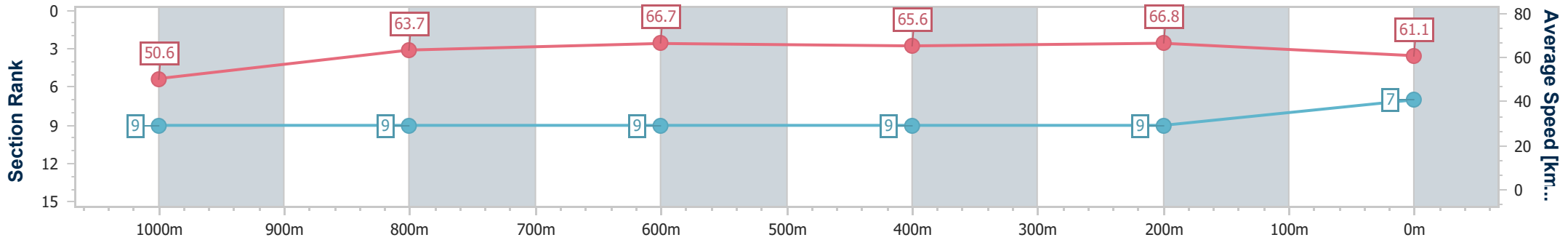


Eagle Farm QLD Professional
 Race 9: DRINKWISE Class 6 Plate - 1200m
 14 October 2023 - 16:43
 Track Rating: Good 3, Weather: Fine, Rail Position: +0.5m Entire Course



BRISBANE RACING CLUB

Section	Overall	1000m	800m	600m	400m	200m
Section Times	1:10.38 [7] (0:14.24)	0:56.14 [9] (0:11.40)	0:44.74 [9] (0:10.95)	0:33.79 [9] (0:11.18)	0:22.61 [9] (0:10.79)	0:11.82 [9] (0:11.82)
Average Speed [km/h]	50.6	63.7	66.7	65.6	66.8	61.1
Top Speed [km/h]	63.4	66.6	67.4	68.5	68.7	64.9
Avg. Dist. to Rail [m]	2.7	1.5	3.3	4.4	5.3	5.4
Avg. Stride Freq. [Hz]	2.3	2.5	2.5	2.5	2.5	2.4
Avg. Stride Length [m]	6.1	7.2	7.5	7.3	7.3	7.1



- [] Ranking at each section and finish
- .-.- No data available at this section
- NA No data available



Horse/Jockey Name	Zuma California
Final Rank	8
Fastest Section Time (Section)	0:10.97 (800m)
Top Speed [km/h] (Section)	67.7 (1000m)
Race State	Finished

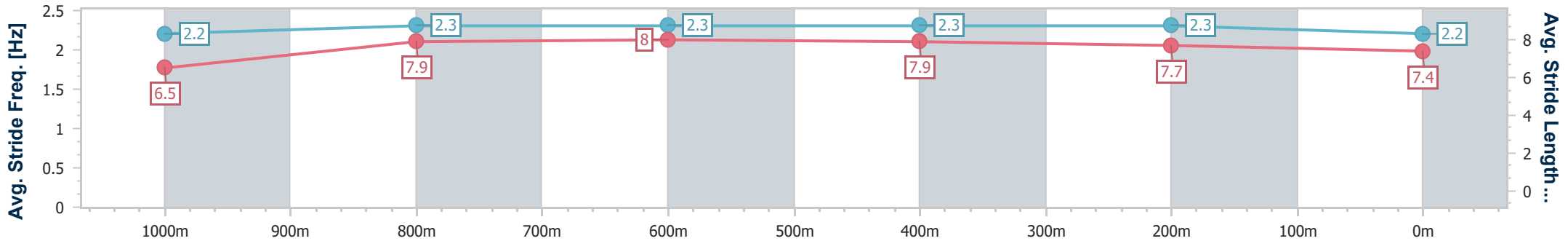
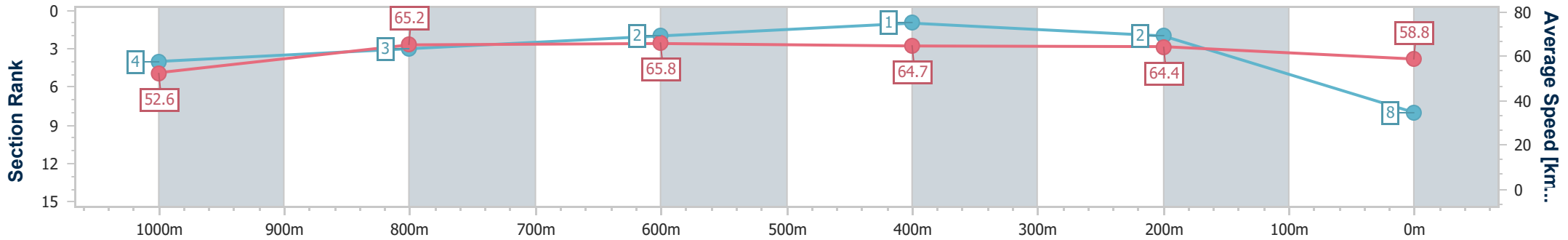


Eagle Farm QLD Professional
 Race 9: DRINKWISE Class 6 Plate - 1200m
 14 October 2023 - 16:43
 Track Rating: Good 3, Weather: Fine, Rail Position: +0.5m Entire Course



BRISBANE
 RACING CLUB

Section	Overall	1000m	800m	600m	400m	200m
Section Times	1:10.42 [8] (0:13.71)	0:56.71 [4] (0:11.14)	0:45.57 [3] (0:10.97)	0:34.60 [2] (0:11.17)	0:23.43 [1] (0:11.20)	0:12.23 [2] (0:12.23)
Average Speed [km/h]	52.6	65.2	65.8	64.7	64.4	58.8
Top Speed [km/h]	64.1	67.7	66.5	65.3	65.3	63.6
Avg. Dist. to Rail [m]	2.0	1.7	0.9	0.5	1.0	1.4
Avg. Stride Freq. [Hz]	2.2	2.3	2.3	2.3	2.3	2.2
Avg. Stride Length [m]	6.5	7.9	8.0	7.9	7.7	7.4



- [] Ranking at each section and finish
- .-.- No data available at this section
- NA No data available



Horse/Jockey Name	Kir Royale
Final Rank	9
Fastest Section Time (Section)	0:11.04 (1000m)
Top Speed [km/h] (Section)	68.6 (1000m)
Race State	Finished

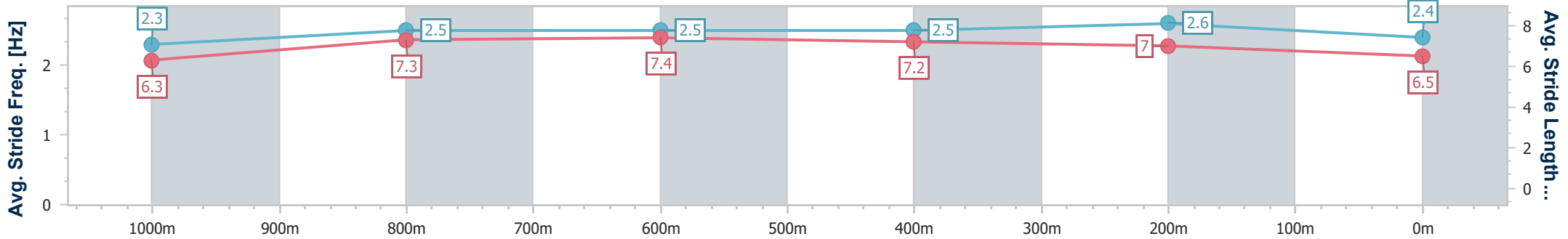
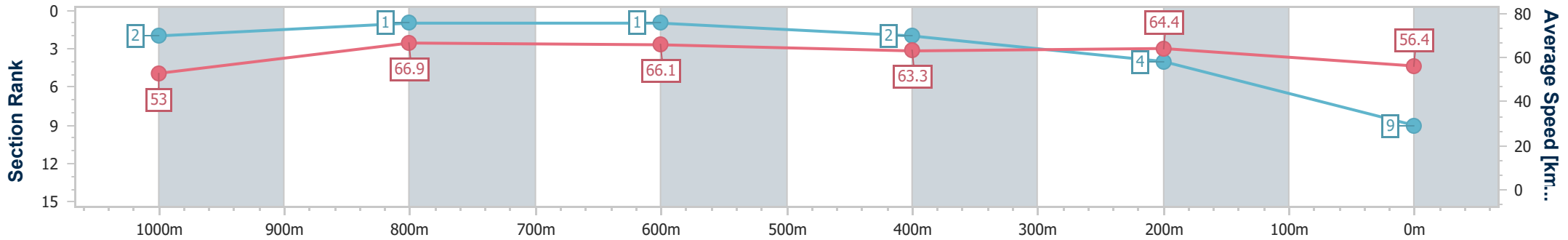


Eagle Farm QLD Professional
 Race 9: DRINKWISE Class 6 Plate - 1200m
 14 October 2023 - 16:43
 Track Rating: Good 3, Weather: Fine, Rail Position: +0.5m Entire Course



BRISBANE RACING CLUB

Section	Overall	1000m	800m	600m	400m	200m
Section Times	1:10.96 [9] (0:13.56)	0:57.40 [2] (0:11.04)	0:46.36 [1] (0:11.06)	0:35.30 [1] (0:11.35)	0:23.95 [2] (0:11.19)	0:12.76 [4] (0:12.76)
Average Speed [km/h]	53.0	66.9	66.1	63.3	64.4	56.4
Top Speed [km/h]	65.5	68.6	67.4	65.1	66.0	62.6
Avg. Dist. to Rail [m]	6.2	4.9	3.3	0.6	0.4	0.9
Avg. Stride Freq. [Hz]	2.3	2.5	2.5	2.5	2.6	2.4
Avg. Stride Length [m]	6.3	7.3	7.4	7.2	7.0	6.5



- [] Ranking at each section and finish
- .-.- No data available at this section
- NA No data available



Horse/Jockey Name	Twice As Special
Final Rank	10
Fastest Section Time (Section)	0:10.97 (800m)
Top Speed [km/h] (Section)	67.9 (800m)
Race State	Finished

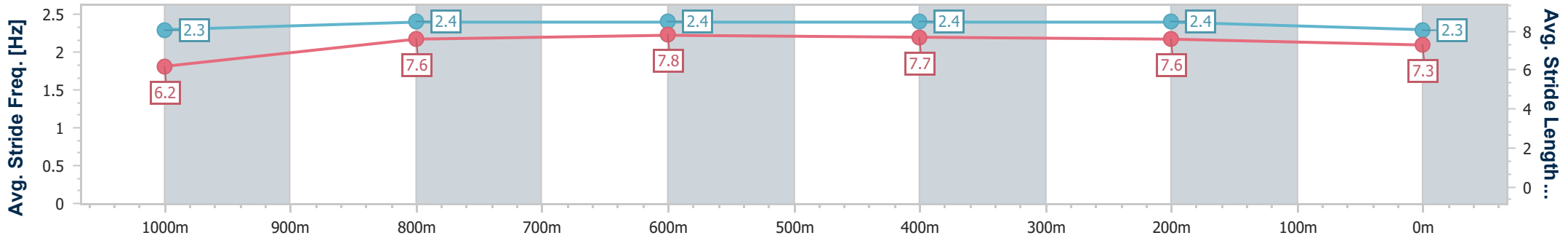
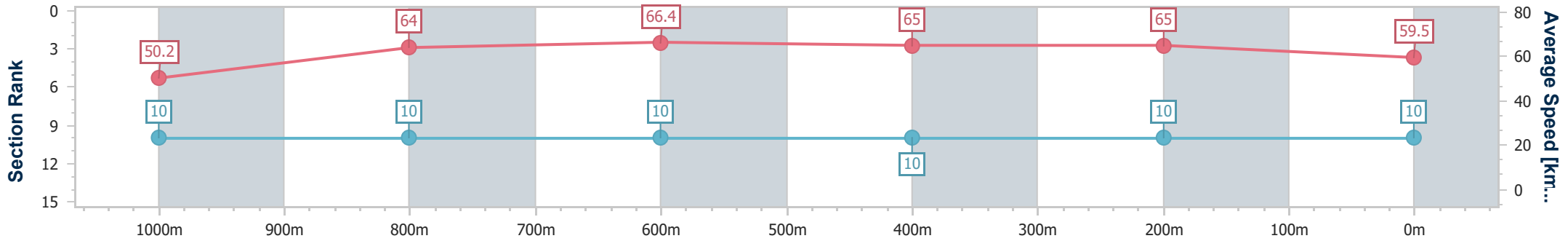


Eagle Farm QLD Professional
 Race 9: DRINKWISE Class 6 Plate - 1200m
 14 October 2023 - 16:43
 Track Rating: Good 3, Weather: Fine, Rail Position: +0.5m Entire Course



BRISBANE RACING CLUB

Section	Overall	1000m	800m	600m	400m	200m
Section Times	1:10.98 [10] (0:14.35)	0:56.63 [10] (0:11.36)	0:45.27 [10] (0:10.97)	0:34.30 [10] (0:11.12)	0:23.18 [10] (0:11.07)	0:12.11 [10] (0:12.11)
Average Speed [km/h]	50.2	64.0	66.4	65.0	65.0	59.5
Top Speed [km/h]	63.8	67.1	67.9	66.6	66.6	63.0
Avg. Dist. to Rail [m]	4.4	2.1	2.1	1.3	3.4	3.6
Avg. Stride Freq. [Hz]	2.3	2.4	2.4	2.4	2.4	2.3
Avg. Stride Length [m]	6.2	7.6	7.8	7.7	7.6	7.3



- [] Ranking at each section and finish
- .-.- No data available at this section
- NA No data available