



Sunshine Coast QLD Professional

Race 8: The Thin Blue Line Ratings Band 0 - 58 Handicap - 1200m

13 October 2023 - 21:05



Track Rating: Good 4, Weather: Fine, Rail Position: +8m

Section		Field Times										Last 600m					
		Overall	1000m	800m	600m	400m	200m						0:35.60				
		1:12.06 (0:13.57)	0:58.49 (0:10.98)	0:47.51 (0:11.91)	0:35.60 (0:11.94)	0:23.66 (0:11.52)	0:12.14 (0:12.14)										
Rank	TAB	Horse/Jockey	Barrier	Top Speed [km/h]	Fastest Section											Margin	Distance Travelled [m]
1	2	ALL THE SHOPS Josh Adams	8	65.6 400m	0:11.25 400m	1:12.06 [1] (0:13.95)	0:58.11 [7] (0:11.34)	0:46.77 [6] (0:11.73)	0:35.04 [6] (0:11.65)	0:23.39 [6] (0:11.25)	0:12.14 [1] (0:12.14)	1:12.06	0:35.04				
2	5	PENDING Justin Huxtable	1	66.7 400m	0:11.04 400m	1:12.19 [2] (0:14.50)	0:57.69 [12] (0:11.35)	0:46.34 [11] (0:11.61)	0:34.73 [10] (0:11.56)	0:23.17 [10] (0:11.04)	0:12.13 [3] (0:12.13)	0.8L	0:34.73	-8			
3	7	KING DICK Kirk Matheson	3	64.9 400m	0:11.30 400m	1:12.30 [3] (0:14.13)	0:58.17 [9] (0:11.39)	0:46.78 [9] (0:11.83)	0:34.95 [9] (0:11.63)	0:23.32 [9] (0:11.30)	0:12.02 [8] (0:12.02)	1.3L	0:34.95	-5			
4	3	MAXIE TAP Trudy Thornton	4	65.9 1000m	0:11.17 1000m	1:12.51 [4] (0:13.91)	0:58.60 [6] (0:11.17)	0:47.43 [4] (0:11.76)	0:35.67 [5] (0:11.82)	0:23.85 [5] (0:11.68)	0:12.17 [9] (0:12.17)	2.3L	0:35.67	-8			
5	8	BAMBALAM Jake Bayliss	7	66.3 1000m	0:11.26 1000m	1:12.59 [5] (0:13.74)	0:58.85 [3] (0:11.26)	0:47.59 [3] (0:11.77)	0:35.82 [4] (0:11.79)	0:24.03 [4] (0:11.43)	0:12.60 [2] (0:12.60)	2.6L	0:35.82	-1			
6	10	SPRING VALLEY Jaden Lloyd	13	66.1 400m	0:11.05 400m	1:12.68 [6] (0:14.73)	0:57.95 [13] (0:11.32)	0:46.63 [13] (0:11.48)	0:35.15 [12] (0:11.69)	0:23.46 [12] (0:11.05)	0:12.41 [7] (0:12.41)	3.1L	0:35.15	-6			
7	1	ASTERN VILLA Luke Tarrant	6	64.6 400m	0:11.41 400m	1:12.70 [7] (0:13.90)	0:58.80 [4] (0:11.43)	0:47.37 [7] (0:11.76)	0:35.61 [7] (0:11.76)	0:23.85 [7] (0:11.41)	0:12.44 [6] (0:12.44)	3.2L	0:35.61	-4			
8	13	PARISIAN LADY Mark Du Plessis	2	65.2 1000m	0:11.26 1000m	1:12.77 [8] (0:14.08)	0:58.69 [8] (0:11.26)	0:47.43 [8] (0:11.77)	0:35.66 [8] (0:11.75)	0:23.91 [8] (0:11.56)	0:12.35 [11] (0:12.35)	3.5L	0:35.66	-9			
9	4	MIGHTY GANGES Taylor Marshall	10	65.4 400m	0:11.25 400m	1:12.84 [9] (0:14.47)	0:58.37 [11] (0:11.47)	0:46.90 [12] (0:11.64)	0:35.26 [13] (0:11.56)	0:23.70 [11] (0:11.25)	0:12.45 [10] (0:12.45)	3.8L	0:35.26	-2			
10	12	STRIKE THE NIGHT Dale Smith	14	65.9 1000m	0:11.23 1000m	1:12.85 [10] (0:13.90)	0:58.95 [5] (0:11.23)	0:47.72 [5] (0:11.54)	0:36.18 [3] (0:11.88)	0:24.30 [3] (0:11.57)	0:12.73 [5] (0:12.73)	3.9L	0:36.18	+3			

Scratched: Art Heist (#6)

[] Ranking at each section and finish
 -:-:- No data available at this section
 NA No data available

SCN Saddle cloth number
 DNF Did not finish
 DNT Did not track



Sunshine Coast QLD Professional

Race 8: The Thin Blue Line Ratings Band 0 - 58 Handicap - 1200m

13 October 2023 - 21:05



Track Rating: Good 4, Weather: Fine, Rail Position: +8m

Section		Overall	1000m	800m	600m	400m	200m	Last 600m					
Field Times		1:12.06 (0:13.57)	0:58.49 (0:10.98)	0:47.51 (0:11.91)	0:35.60 (0:11.94)	0:23.66 (0:11.52)	0:12.14 (0:12.14)	0:35.60					
Rank	TAB Horse/Jockey	Barrier	Top Speed [km/h]	Fastest Section	Margin	Distance Travelled [m]							
11	9 NINE CIGARS Morgan Butler	12	66.4 1000m	0:11.17 1000m	1:13.06 [11] (0:13.57)	0:59.49 [1] (0:11.17)	0:48.32 [2] (0:11.84)	0:36.48 [2] (0:11.82)	0:24.66 [1] (0:11.67)	0:12.99 [4] (0:12.99)	4.9L	0:36.48	-6
12	11 TERESHKOVA Samantha Collett	9	68.5 1000m	0:10.97 1000m	1:13.61 [12] (0:13.58)	1:00.03 [2] (0:10.97)	0:49.06 [1] (0:11.91)	0:37.15 [1] (0:12.01)	0:25.14 [2] (0:12.07)	0:13.07 [12] (0:13.07)	7.9L	0:37.15	-7
13	14 EVANESCENT Tiffani Brooker	5	65.2 1000m	0:11.41 1000m	1:13.75 [13] (0:14.37)	0:59.38 [10] (0:11.41)	0:47.97 [10] (0:11.69)	0:36.28 [11] (0:11.77)	0:24.51 [13] (0:11.52)	0:12.99 [13] (0:12.99)	8.7L	0:36.28	+1

Scratched: Art Heist (#6)

[] Ranking at each section and finish
 -:-:-:- No data available at this section
 NA No data available

SCN Saddle cloth number
 DNF Did not finish
 DNT Did not track



Horse/Jockey Name	All The Shops
Final Rank	1
Fastest Section Time (Section)	0:11.25 (400m)
Top Speed [km/h] (Section)	65.6 (400m)
Race State	Finished



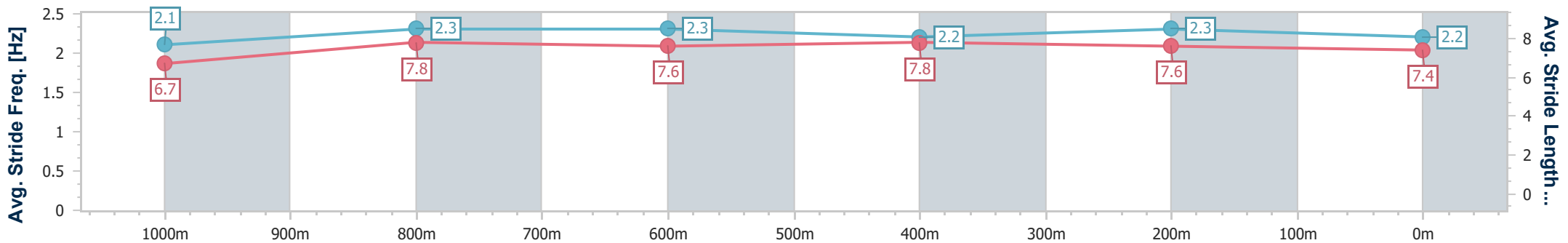
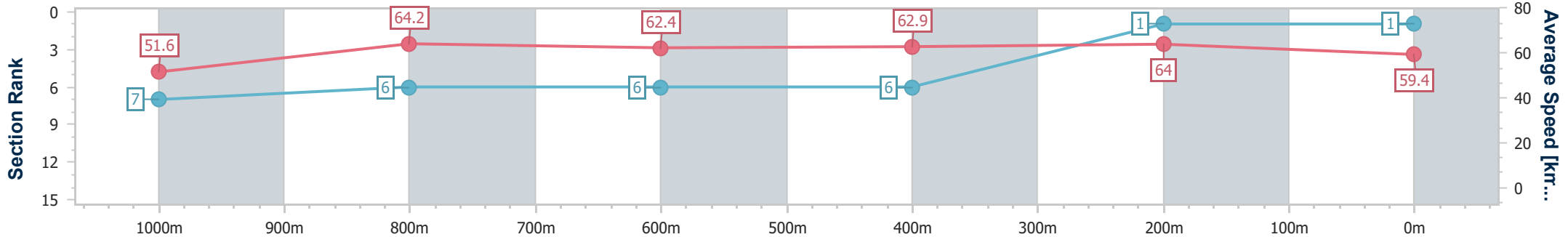
Sunshine Coast QLD Professional
Race 8: The Thin Blue Line Ratings Band 0 - 58 Handicap - 1200m



13 October 2023 - 21:05

Track Rating: Good 4, Weather: Fine, Rail Position: +8m

Section	Overall	1000m	800m	600m	400m	200m
Section Times	1:12.06 [1] (0:13.95)	0:58.11 [7] (0:11.34)	0:46.77 [6] (0:11.73)	0:35.04 [6] (0:11.65)	0:23.39 [6] (0:11.25)	0:12.14 [1] (0:12.14)
Average Speed [km/h]	51.6	64.2	62.4	62.9	64.0	59.4
Top Speed [km/h]	65.2	65.2	64.3	63.9	65.6	63.1
Avg. Dist. to Rail [m]	7.1	3.5	2.9	3.0	7.1	9.8
Avg. Stride Freq. [Hz]	2.1	2.3	2.3	2.2	2.3	2.2
Avg. Stride Length [m]	6.7	7.8	7.6	7.8	7.6	7.4



- [] Ranking at each section and finish
- .-.- No data available at this section
- NA No data available



Horse/Jockey Name	Pending
Final Rank	2
Fastest Section Time (Section)	0:11.04 (400m)
Top Speed [km/h] (Section)	66.7 (400m)
Race State	Finished



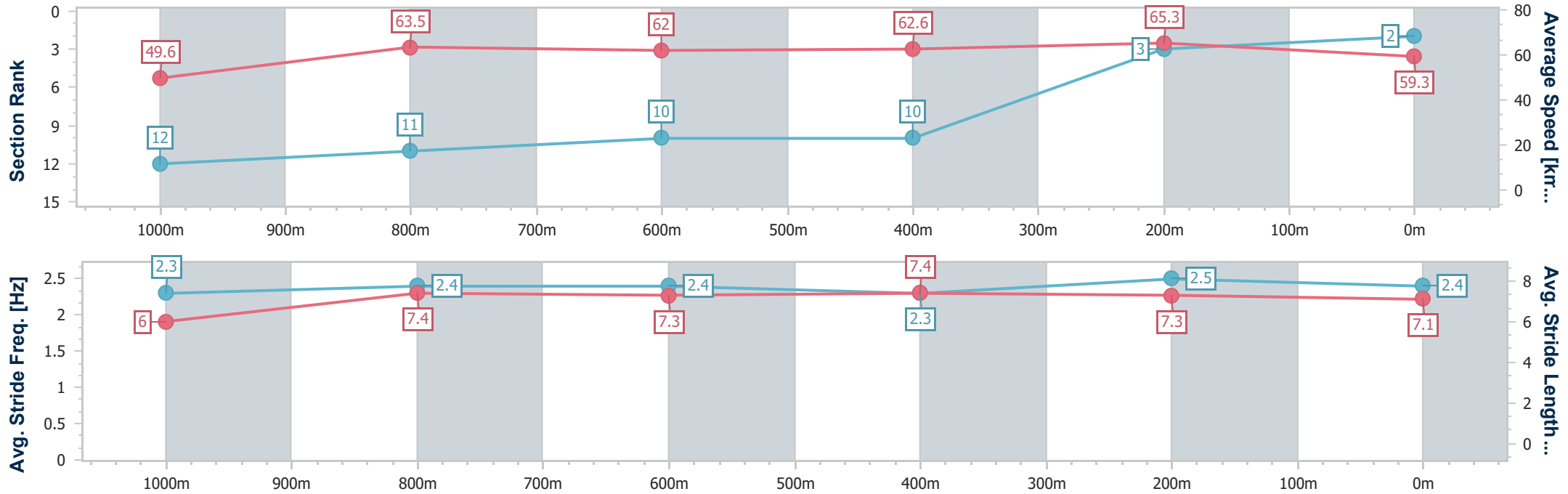
Sunshine Coast QLD Professional
Race 8: The Thin Blue Line Ratings Band 0 - 58 Handicap - 1200m



13 October 2023 - 21:05

Track Rating: Good 4, Weather: Fine, Rail Position: +8m

Section	Overall	1000m	800m	600m	400m	200m
Section Times	1:12.19 [2] (0:14.50)	0:57.69 [12] (0:11.35)	0:46.34 [11] (0:11.61)	0:34.73 [10] (0:11.56)	0:23.17 [10] (0:11.04)	0:12.13 [3] (0:12.13)
Average Speed [km/h]	49.6	63.5	62.0	62.6	65.3	59.3
Top Speed [km/h]	62.6	64.5	63.3	64.7	66.7	63.2
Avg. Dist. to Rail [m]	0.6	0.9	0.3	1.0	4.2	3.9
Avg. Stride Freq. [Hz]	2.3	2.4	2.4	2.3	2.5	2.4
Avg. Stride Length [m]	6.0	7.4	7.3	7.4	7.3	7.1



- [] Ranking at each section and finish
- .-.- No data available at this section
- NA No data available



Horse/Jockey Name	King Dick
Final Rank	3
Fastest Section Time (Section)	0:11.30 (400m)
Top Speed [km/h] (Section)	64.9 (400m)
Race State	Finished



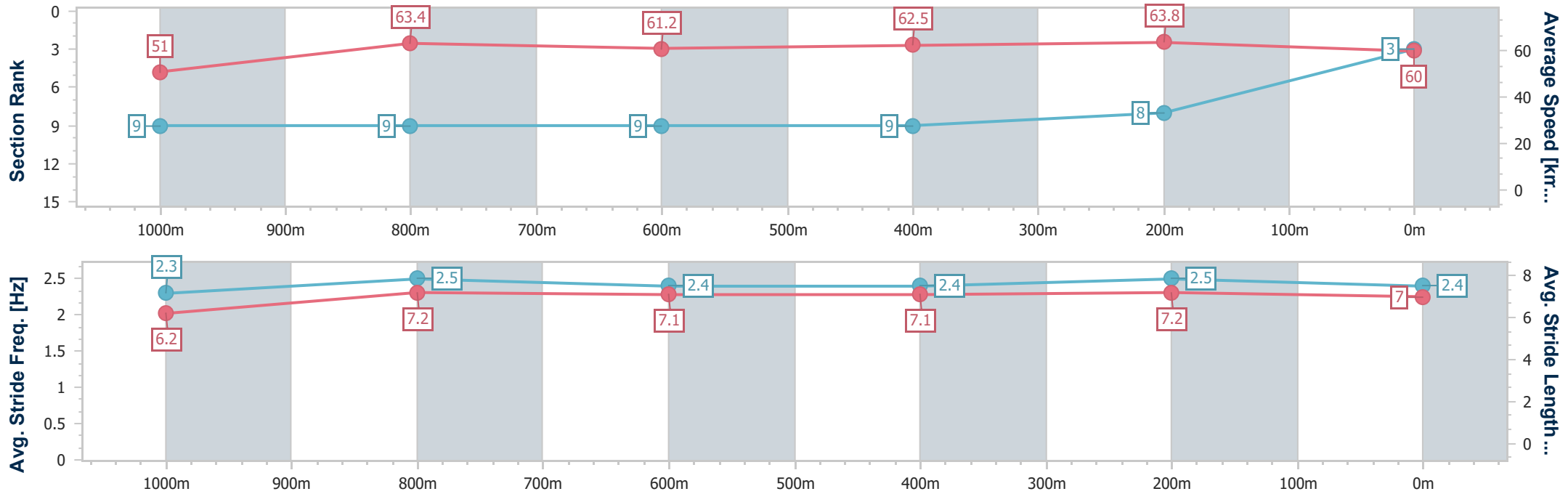
Sunshine Coast QLD Professional
Race 8: The Thin Blue Line Ratings Band 0 - 58 Handicap - 1200m



13 October 2023 - 21:05

Track Rating: Good 4, Weather: Fine, Rail Position: +8m

Section	Overall	1000m	800m	600m	400m	200m
Section Times	1:12.30 [3] (0:14.13)	0:58.17 [9] (0:11.39)	0:46.78 [9] (0:11.83)	0:34.95 [9] (0:11.63)	0:23.32 [9] (0:11.30)	0:12.02 [8] (0:12.02)
Average Speed [km/h]	51.0	63.4	61.2	62.5	63.8	60.0
Top Speed [km/h]	63.8	64.2	62.8	64.0	64.9	62.2
Avg. Dist. to Rail [m]	2.4	1.5	0.8	2.0	8.9	9.8
Avg. Stride Freq. [Hz]	2.3	2.5	2.4	2.4	2.5	2.4
Avg. Stride Length [m]	6.2	7.2	7.1	7.1	7.2	7.0



- [] Ranking at each section and finish
- .-.- No data available at this section
- NA No data available



Horse/Jockey Name	Maxie Tap
Final Rank	4
Fastest Section Time (Section)	0:11.17 (1000m)
Top Speed [km/h] (Section)	65.9 (1000m)
Race State	Finished



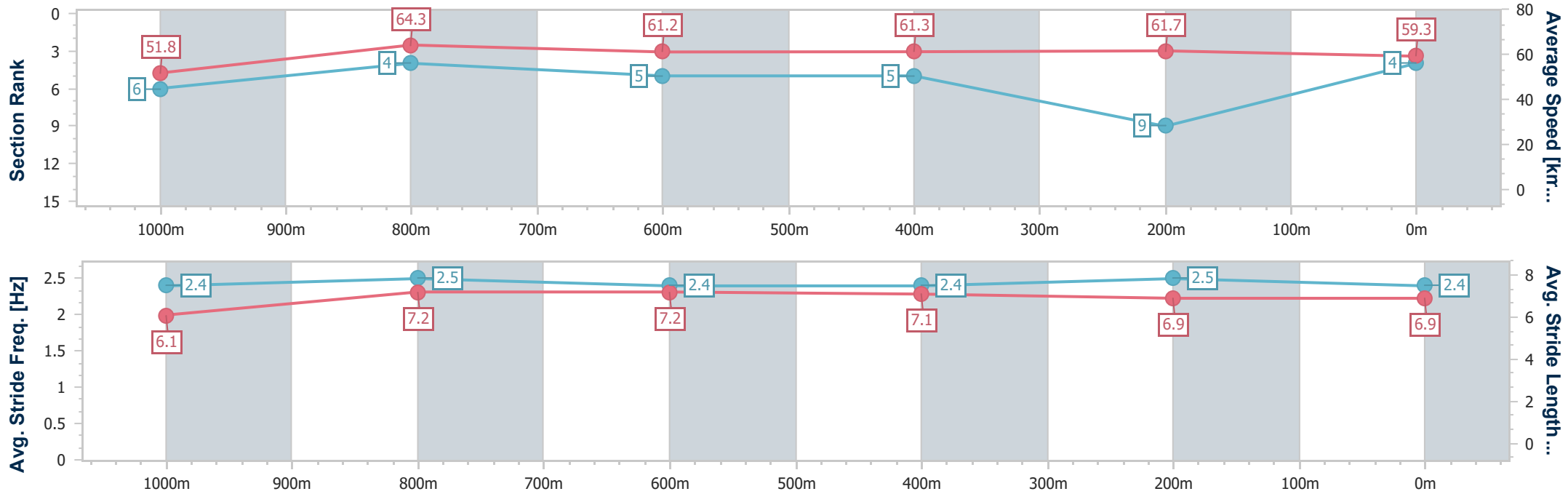
Sunshine Coast QLD Professional
Race 8: The Thin Blue Line Ratings Band 0 - 58 Handicap - 1200m



13 October 2023 - 21:05

Track Rating: Good 4, Weather: Fine, Rail Position: +8m

Section	Overall	1000m	800m	600m	400m	200m
Section Times	1:12.51 [4] (0:13.91)	0:58.60 [6] (0:11.17)	0:47.43 [4] (0:11.76)	0:35.67 [5] (0:11.82)	0:23.85 [5] (0:11.68)	0:12.17 [9] (0:12.17)
Average Speed [km/h]	51.8	64.3	61.2	61.3	61.7	59.3
Top Speed [km/h]	65.8	65.9	62.3	62.4	62.2	62.5
Avg. Dist. to Rail [m]	2.3	0.8	0.1	1.1	1.0	0.4
Avg. Stride Freq. [Hz]	2.4	2.5	2.4	2.4	2.5	2.4
Avg. Stride Length [m]	6.1	7.2	7.2	7.1	6.9	6.9



- [] Ranking at each section and finish
- .-.- No data available at this section
- NA No data available



Horse/Jockey Name	Bambalam
Final Rank	5
Fastest Section Time (Section)	0:11.26 (1000m)
Top Speed [km/h] (Section)	66.3 (1000m)
Race State	Finished



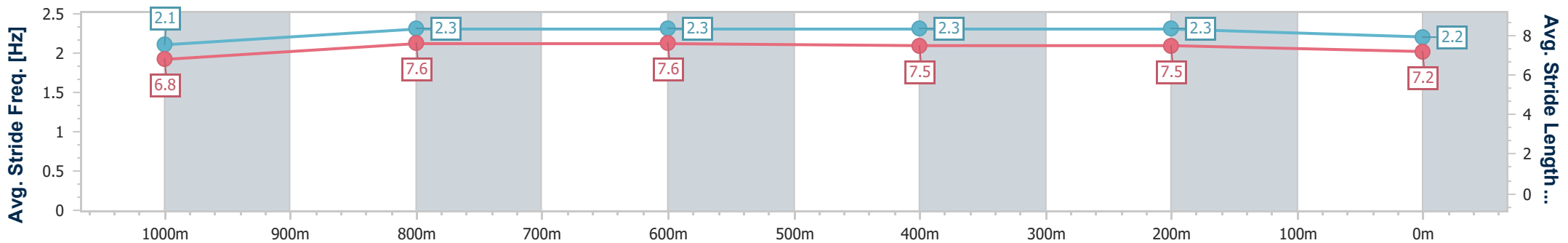
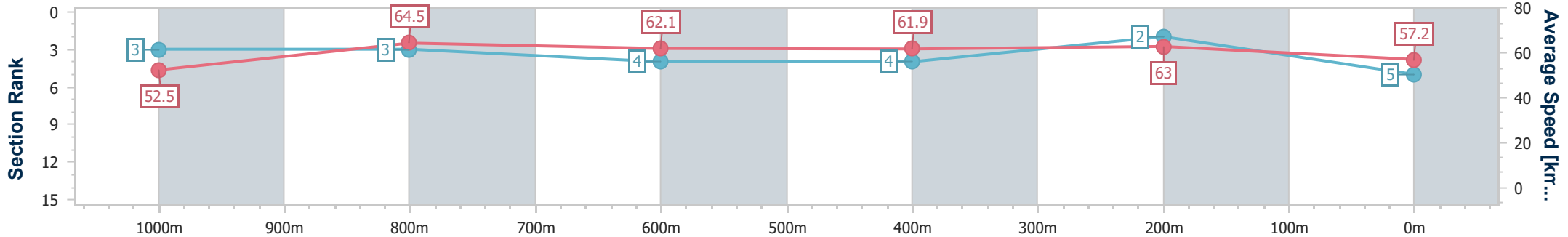
Sunshine Coast QLD Professional
Race 8: The Thin Blue Line Ratings Band 0 - 58 Handicap - 1200m



13 October 2023 - 21:05

Track Rating: Good 4, Weather: Fine, Rail Position: +8m

Section	Overall	1000m	800m	600m	400m	200m
Section Times	1:12.59 [5] (0:13.74)	0:58.85 [3] (0:11.26)	0:47.59 [3] (0:11.77)	0:35.82 [4] (0:11.79)	0:24.03 [4] (0:11.43)	0:12.60 [2] (0:12.60)
Average Speed [km/h]	52.5	64.5	62.1	61.9	63.0	57.2
Top Speed [km/h]	65.7	66.3	62.8	63.3	63.7	61.5
Avg. Dist. to Rail [m]	6.0	3.1	2.2	2.6	5.5	6.0
Avg. Stride Freq. [Hz]	2.1	2.3	2.3	2.3	2.3	2.2
Avg. Stride Length [m]	6.8	7.6	7.6	7.5	7.5	7.2



- [] Ranking at each section and finish
- .-.- No data available at this section
- NA No data available



Horse/Jockey Name	Spring Valley
Final Rank	6
Fastest Section Time (Section)	0:11.05 (400m)
Top Speed [km/h] (Section)	66.1 (400m)
Race State	Finished



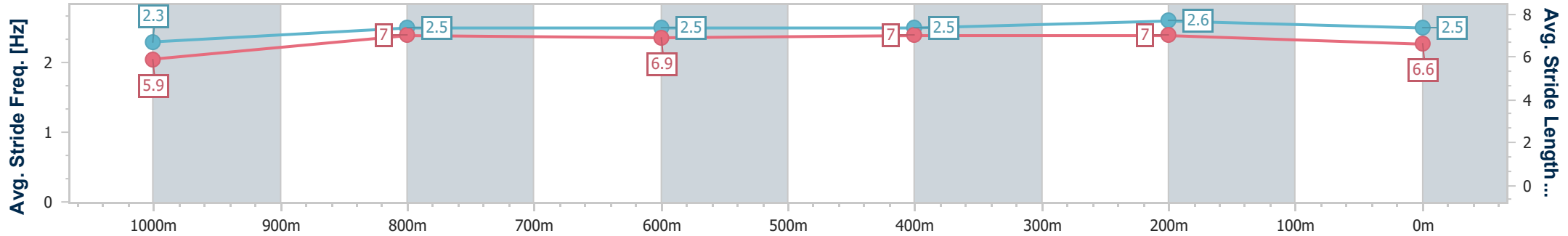
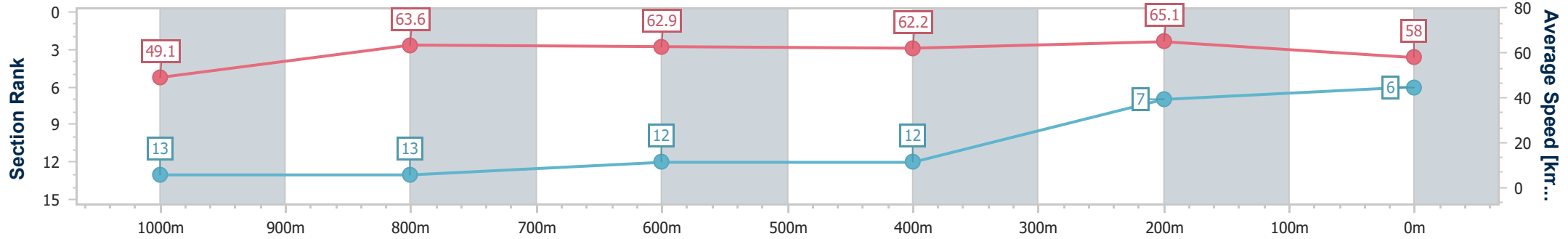
Sunshine Coast QLD Professional
Race 8: The Thin Blue Line Ratings Band 0 - 58 Handicap - 1200m



13 October 2023 - 21:05

Track Rating: Good 4, Weather: Fine, Rail Position: +8m

Section	Overall	1000m	800m	600m	400m	200m
Section Times	1:12.68 [6] (0:14.73)	0:57.95 [13] (0:11.32)	0:46.63 [13] (0:11.48)	0:35.15 [12] (0:11.69)	0:23.46 [12] (0:11.05)	0:12.41 [7] (0:12.41)
Average Speed [km/h]	49.1	63.6	62.9	62.2	65.1	58.0
Top Speed [km/h]	63.6	65.1	63.9	65.3	66.1	63.4
Avg. Dist. to Rail [m]	6.5	1.0	0.3	1.9	3.2	4.6
Avg. Stride Freq. [Hz]	2.3	2.5	2.5	2.5	2.6	2.5
Avg. Stride Length [m]	5.9	7.0	6.9	7.0	7.0	6.6



- [] Ranking at each section and finish
- .-.- No data available at this section
- NA No data available



Horse/Jockey Name	Astern Villa
Final Rank	7
Fastest Section Time (Section)	0:11.41 (400m)
Top Speed [km/h] (Section)	64.6 (400m)
Race State	Finished



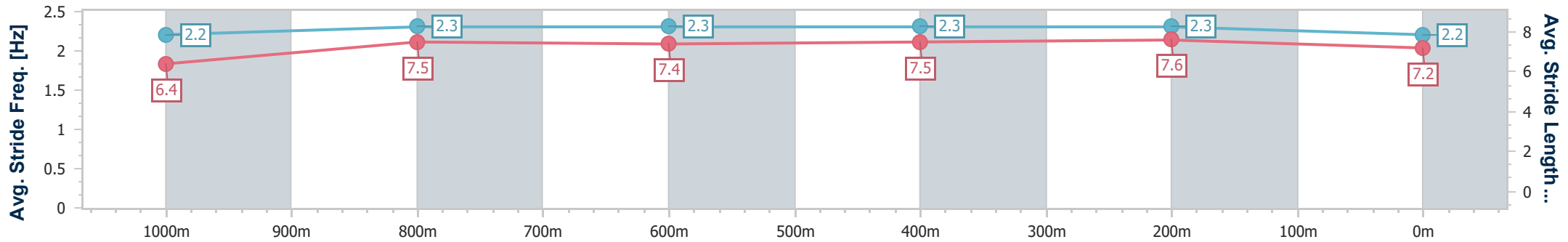
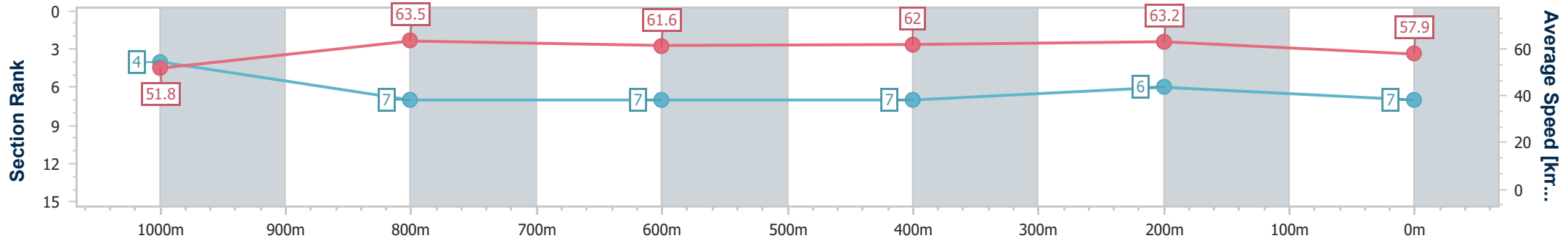
Sunshine Coast QLD Professional
Race 8: The Thin Blue Line Ratings Band 0 - 58 Handicap - 1200m



13 October 2023 - 21:05

Track Rating: Good 4, Weather: Fine, Rail Position: +8m

Section	Overall	1000m	800m	600m	400m	200m
Section Times	1:12.70 [7] (0:13.90)	0:58.80 [4] (0:11.43)	0:47.37 [7] (0:11.76)	0:35.61 [7] (0:11.76)	0:23.85 [7] (0:11.41)	0:12.44 [6] (0:12.44)
Average Speed [km/h]	51.8	63.5	61.6	62.0	63.2	57.9
Top Speed [km/h]	64.6	64.3	62.9	64.5	64.6	61.4
Avg. Dist. to Rail [m]	4.4	2.0	1.3	2.2	6.5	8.0
Avg. Stride Freq. [Hz]	2.2	2.3	2.3	2.3	2.3	2.2
Avg. Stride Length [m]	6.4	7.5	7.4	7.5	7.6	7.2



- [] Ranking at each section and finish
- .-.- No data available at this section
- NA No data available



Horse/Jockey Name	Parisian Lady
Final Rank	8
Fastest Section Time (Section)	0:11.26 (1000m)
Top Speed [km/h] (Section)	65.2 (1000m)
Race State	Finished



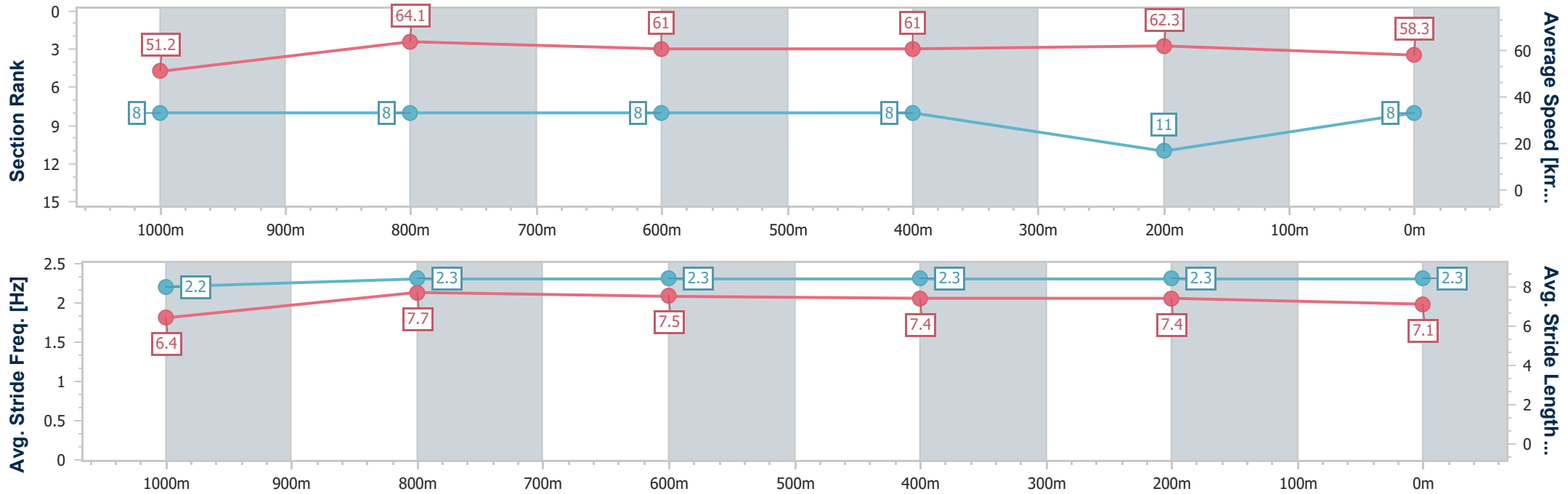
Sunshine Coast QLD Professional
Race 8: The Thin Blue Line Ratings Band 0 - 58 Handicap - 1200m



13 October 2023 - 21:05

Track Rating: Good 4, Weather: Fine, Rail Position: +8m

Section	Overall	1000m	800m	600m	400m	200m
Section Times	1:12.77 [8] (0:14.08)	0:58.69 [8] (0:11.26)	0:47.43 [8] (0:11.77)	0:35.66 [8] (0:11.75)	0:23.91 [8] (0:11.56)	0:12.35 [11] (0:12.35)
Average Speed [km/h]	51.2	64.1	61.0	61.0	62.3	58.3
Top Speed [km/h]	64.6	65.2	62.4	61.5	63.8	61.3
Avg. Dist. to Rail [m]	2.6	1.3	0.4	0.8	1.0	1.1
Avg. Stride Freq. [Hz]	2.2	2.3	2.3	2.3	2.3	2.3
Avg. Stride Length [m]	6.4	7.7	7.5	7.4	7.4	7.1



- [] Ranking at each section and finish
- .-.- No data available at this section
- NA No data available



Horse/Jockey Name	Mighty Ganges
Final Rank	9
Fastest Section Time (Section)	0:11.25 (400m)
Top Speed [km/h] (Section)	65.4 (400m)
Race State	Finished



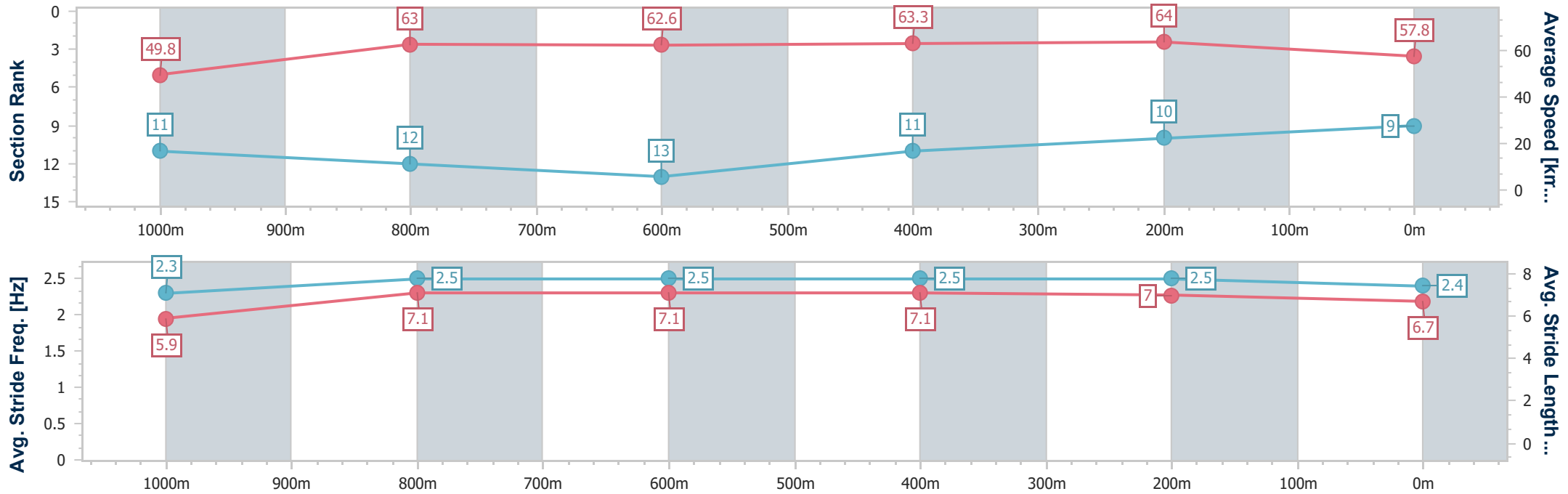
Sunshine Coast QLD Professional
Race 8: The Thin Blue Line Ratings Band 0 - 58 Handicap - 1200m



13 October 2023 - 21:05

Track Rating: Good 4, Weather: Fine, Rail Position: +8m

Section	Overall	1000m	800m	600m	400m	200m
Section Times	1:12.84 [9] (0:14.47)	0:58.37 [11] (0:11.47)	0:46.90 [12] (0:11.64)	0:35.26 [13] (0:11.56)	0:23.70 [11] (0:11.25)	0:12.45 [10] (0:12.45)
Average Speed [km/h]	49.8	63.0	62.6	63.3	64.0	57.8
Top Speed [km/h]	61.9	63.6	63.5	64.8	65.4	61.9
Avg. Dist. to Rail [m]	7.3	1.4	2.1	2.8	7.4	9.4
Avg. Stride Freq. [Hz]	2.3	2.5	2.5	2.5	2.5	2.4
Avg. Stride Length [m]	5.9	7.1	7.1	7.1	7.0	6.7



- [] Ranking at each section and finish
- .-.- No data available at this section
- NA No data available



Horse/Jockey Name	Strike The Night
Final Rank	10
Fastest Section Time (Section)	0:11.23 (1000m)
Top Speed [km/h] (Section)	65.9 (1000m)
Race State	Finished



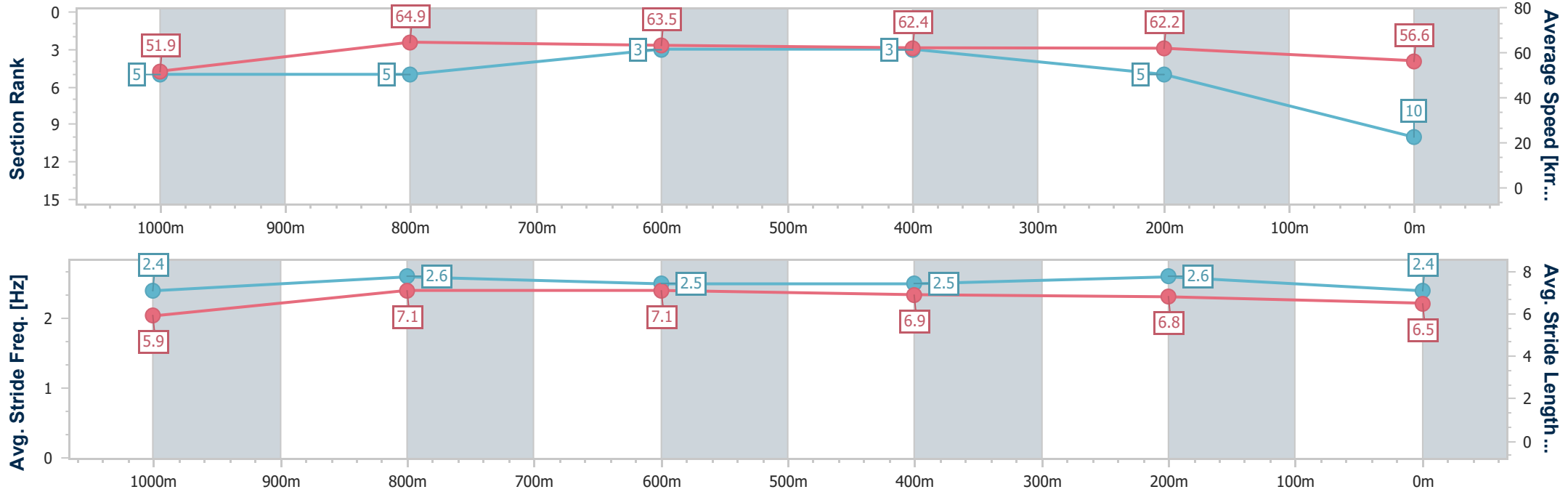
Sunshine Coast QLD Professional
Race 8: The Thin Blue Line Ratings Band 0 - 58 Handicap - 1200m



13 October 2023 - 21:05

Track Rating: Good 4, Weather: Fine, Rail Position: +8m

Section	Overall	1000m	800m	600m	400m	200m
Section Times	1:12.85 [10] (0:13.90)	0:58.95 [5] (0:11.23)	0:47.72 [5] (0:11.54)	0:36.18 [3] (0:11.88)	0:24.30 [3] (0:11.57)	0:12.73 [5] (0:12.73)
Average Speed [km/h]	51.9	64.9	63.5	62.4	62.2	56.6
Top Speed [km/h]	64.5	65.9	64.4	63.1	64.3	59.6
Avg. Dist. to Rail [m]	10.3	3.9	3.2	5.2	7.9	7.0
Avg. Stride Freq. [Hz]	2.4	2.6	2.5	2.5	2.6	2.4
Avg. Stride Length [m]	5.9	7.1	7.1	6.9	6.8	6.5



- [] Ranking at each section and finish
- .-.- No data available at this section
- NA No data available



Horse/Jockey Name	Nine Cigars
Final Rank	11
Fastest Section Time (Section)	0:11.17 (1000m)
Top Speed [km/h] (Section)	66.4 (1000m)
Race State	Finished



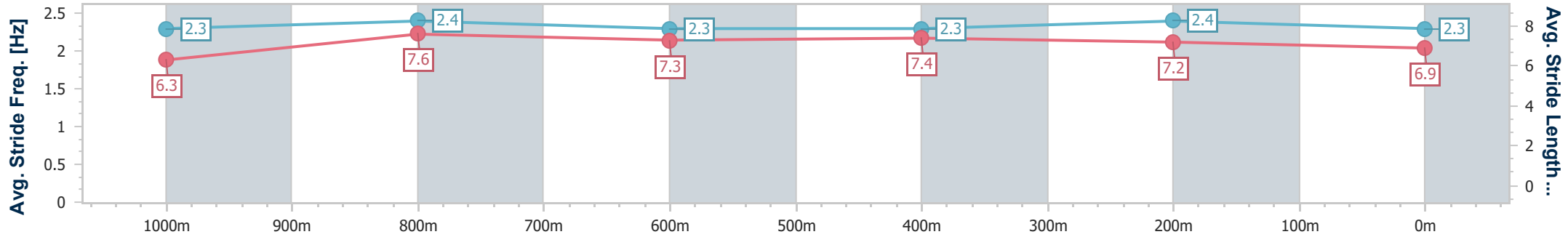
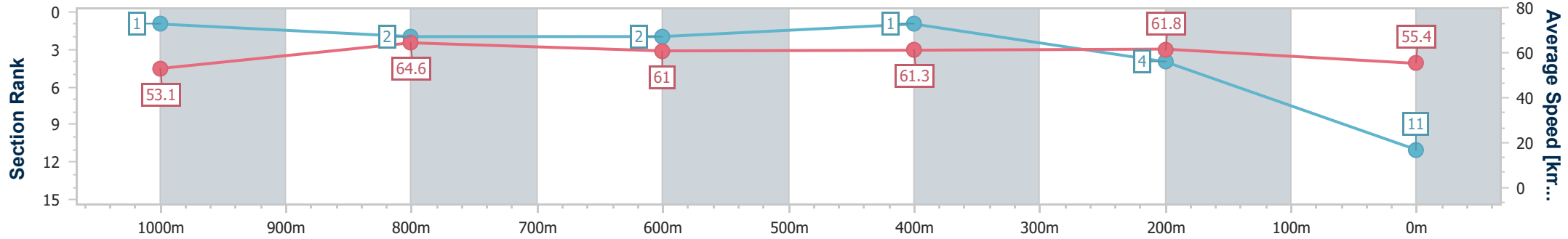
Sunshine Coast QLD Professional
Race 8: The Thin Blue Line Ratings Band 0 - 58 Handicap - 1200m



13 October 2023 - 21:05

Track Rating: Good 4, Weather: Fine, Rail Position: +8m

Section	Overall	1000m	800m	600m	400m	200m
Section Times	1:13.06 [11] (0:13.57)	0:59.49 [1] (0:11.17)	0:48.32 [2] (0:11.84)	0:36.48 [2] (0:11.82)	0:24.66 [1] (0:11.67)	0:12.99 [4] (0:12.99)
Average Speed [km/h]	53.1	64.6	61.0	61.3	61.8	55.4
Top Speed [km/h]	65.9	66.4	62.2	63.4	63.6	60.1
Avg. Dist. to Rail [m]	9.1	1.9	0.4	1.4	3.2	3.4
Avg. Stride Freq. [Hz]	2.3	2.4	2.3	2.3	2.4	2.3
Avg. Stride Length [m]	6.3	7.6	7.3	7.4	7.2	6.9



- [] Ranking at each section and finish
- .-.- No data available at this section
- NA No data available



Horse/Jockey Name	Tereshkova
Final Rank	12
Fastest Section Time (Section)	0:10.97 (1000m)
Top Speed [km/h] (Section)	68.5 (1000m)
Race State	Finished



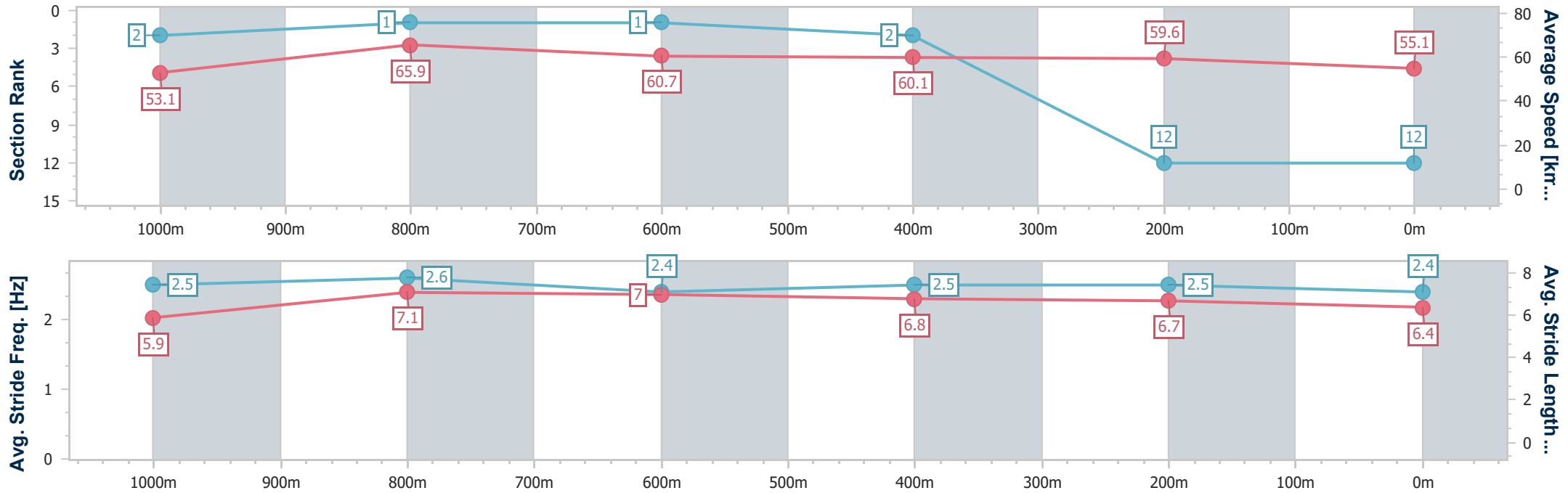
Sunshine Coast QLD Professional
Race 8: The Thin Blue Line Ratings Band 0 - 58 Handicap - 1200m



13 October 2023 - 21:05

Track Rating: Good 4, Weather: Fine, Rail Position: +8m

Section	Overall	1000m	800m	600m	400m	200m
Section Times	1:13.61 [12] (0:13.58)	1:00.03 [2] (0:10.97)	0:49.06 [1] (0:11.91)	0:37.15 [1] (0:12.01)	0:25.14 [2] (0:12.07)	0:13.07 [12] (0:13.07)
Average Speed [km/h]	53.1	65.9	60.7	60.1	59.6	55.1
Top Speed [km/h]	68.0	68.5	62.8	61.3	61.2	57.2
Avg. Dist. to Rail [m]	8.0	1.5	0.9	0.8	0.9	1.3
Avg. Stride Freq. [Hz]	2.5	2.6	2.4	2.5	2.5	2.4
Avg. Stride Length [m]	5.9	7.1	7.0	6.8	6.7	6.4



- [] Ranking at each section and finish
- .-.- No data available at this section
- NA No data available



Horse/Jockey Name	Evanescent
Final Rank	13
Fastest Section Time (Section)	0:11.41 (1000m)
Top Speed [km/h] (Section)	65.2 (1000m)
Race State	Finished



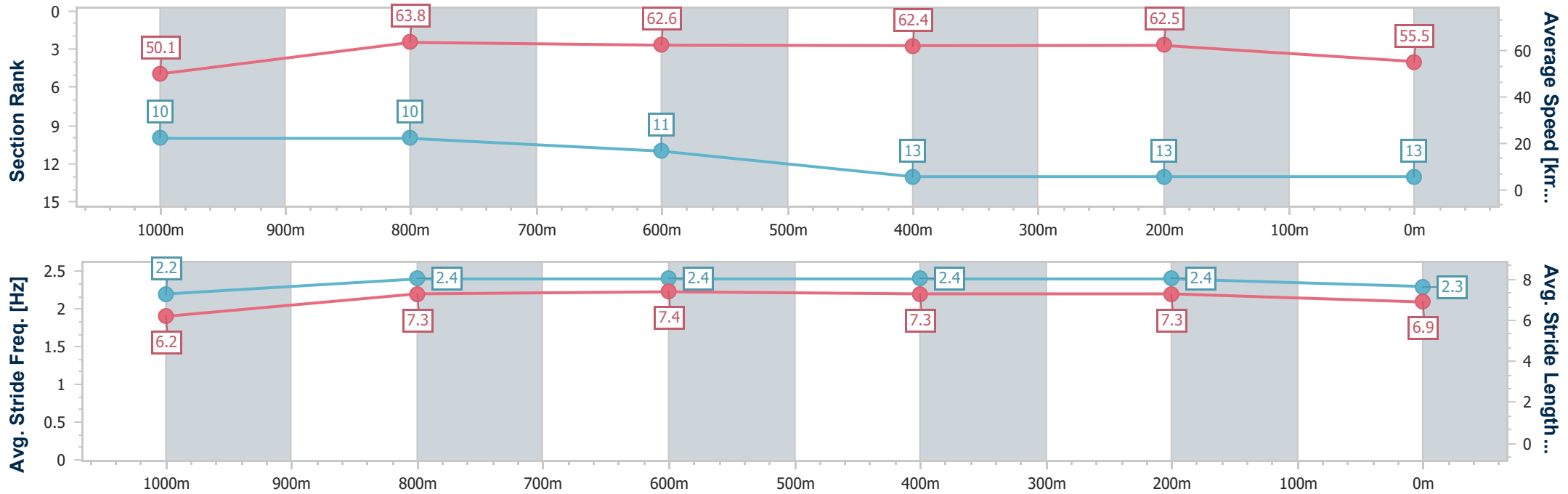
Sunshine Coast QLD Professional
Race 8: The Thin Blue Line Ratings Band 0 - 58 Handicap - 1200m



13 October 2023 - 21:05

Track Rating: Good 4, Weather: Fine, Rail Position: +8m

Section	Overall	1000m	800m	600m	400m	200m
Section Times	1:13.75 [13] (0:14.37)	0:59.38 [10] (0:11.41)	0:47.97 [10] (0:11.69)	0:36.28 [11] (0:11.77)	0:24.51 [13] (0:11.52)	0:12.99 [13] (0:12.99)
Average Speed [km/h]	50.1	63.8	62.6	62.4	62.5	55.5
Top Speed [km/h]	62.6	65.2	64.3	64.5	64.6	60.0
Avg. Dist. to Rail [m]	4.8	3.2	2.3	4.0	8.0	6.9
Avg. Stride Freq. [Hz]	2.2	2.4	2.4	2.4	2.4	2.3
Avg. Stride Length [m]	6.2	7.3	7.4	7.3	7.3	6.9



- [] Ranking at each section and finish
- .-.- No data available at this section
- NA No data available