



Sunshine Coast QLD Professional
Race 6: Blue Hope BenchMark 58 Handicap - 1800m
13 October 2023 - 20:00



Track Rating: Good 4, Weather: Fine, Rail Position: +8m

Section		Field Times												
		Overall	1600m	1400m	1200m	1000m	800m	600m	Last 600m					
		1:49.60 (0:13.52)	1:36.08 (0:11.16)	1:24.92 (0:12.15)	1:12.77 (0:12.27)	1:00.50 (0:12.57)	0:47.93 (0:12.28)	0:35.65 (0:11.92)	0:35.65					
Rank	TAB	Horse/Jockey	Barrier	Top Speed [km/h]	Fastest Section								Distance Travelled [m]	
1	7	HALLSIDE MARTINI Taylor Marshall	6	65.6 400m	0:11.25 400m	1:49.60 [1] (0:14.49)	1:35.11 [10] (0:11.46)	1:23.65 [9] (0:11.76)	1:11.89 [9] (0:12.14)	0:59.75 [8] (0:12.45)	0:47.30 [7] (0:12.34)	0:34.96 [6] (0:11.93)	0:34.96	
2	3	SECRET RED Matthew Powell	5	64.4 1600m	0:11.50 1600m	1:50.62 [2] (0:14.24)	1:36.38 [7] (0:11.50)	1:24.88 [7] (0:11.65)	1:13.23 [7] (0:12.15)	1:01.08 [4] (0:12.44)	0:48.64 [4] (0:12.36)	0:36.28 [4] (0:12.06)	0:36.28	-1
3	17	NIGHT VISION Jaden Lloyd	8	65.1 1600m	0:11.35 1600m	1:50.79 [3] (0:13.83)	1:36.96 [3] (0:11.35)	1:25.61 [3] (0:11.83)	1:13.78 [3] (0:12.37)	1:01.41 [3] (0:12.59)	0:48.82 [3] (0:12.25)	0:36.57 [3] (0:11.92)	0:36.57	-4
4	2	LUVYOUANYTIME Justin Huxtable	3	64.4 1600m	0:11.55 400m	1:50.84 [4] (0:14.97)	1:35.87 [13] (0:11.56)	1:24.31 [12] (0:11.63)	1:12.68 [12] (0:12.13)	1:00.55 [12] (0:12.44)	0:48.11 [11] (0:12.29)	0:35.82 [9] (0:11.92)	0:35.82	-1
5	14	SEERESS Cejay Graham	9	65.4 1600m	0:11.45 400m	1:50.98 [5] (0:14.90)	1:36.08 [12] (0:11.66)	1:24.42 [13] (0:11.63)	1:12.79 [13] (0:12.32)	1:00.47 [13] (0:12.44)	0:48.03 [13] (0:12.43)	0:35.60 [13] (0:11.81)	0:35.60	+5
6	5	RALLY Kirk Matheson	4	66.2 Overall	0:11.32 1600m	1:51.14 [6] (0:13.56)	1:37.58 [2] (0:11.32)	1:26.26 [2] (0:11.95)	1:14.31 [1] (0:12.27)	1:02.04 [1] (0:12.57)	0:49.47 [1] (0:12.31)	0:37.16 [2] (0:12.20)	0:37.16	+5
7	12	BIG HITTER Samantha Collett	7	64.9 1600m	0:11.52 1600m	1:51.21 [7] (0:14.27)	1:36.94 [8] (0:11.52)	1:25.42 [8] (0:11.88)	1:13.54 [8] (0:12.39)	1:01.15 [10] (0:12.54)	0:48.61 [10] (0:12.46)	0:36.15 [11] (0:11.92)	0:36.15	+5
8	4	HARD OFFER Blake Spriggs	1	65.2 1600m	0:11.39 1600m	1:51.39 [8] (0:13.98)	1:37.41 [4] (0:11.39)	1:26.02 [4] (0:11.81)	1:14.21 [4] (0:12.39)	1:01.82 [5] (0:12.61)	0:49.21 [5] (0:12.32)	0:36.89 [5] (0:11.98)	0:36.89	+0
9	9	WILLNOTQUIT James Orman	16	65.7 1600m	0:11.39 1600m	1:51.67 [9] (0:14.04)	1:37.63 [5] (0:11.39)	1:26.24 [5] (0:11.92)	1:14.32 [5] (0:12.41)	1:01.91 [7] (0:12.59)	0:49.32 [8] (0:12.44)	0:36.88 [8] (0:12.07)	0:36.88	+4
10	15	LAGO DI BRAIES Karl Zechner	15	65.2 1600m	0:11.53 1600m	1:51.70 [10] (0:14.53)	1:37.17 [11] (0:11.53)	1:25.64 [11] (0:11.81)	1:13.83 [11] (0:12.34)	1:01.49 [11] (0:12.62)	0:48.87 [12] (0:12.49)	0:36.38 [12] (0:11.84)	0:36.38	+5

Scratched: Portorosa (#11), Skater (#8), Isometric (#16), Earn Out (#18), Lovin' De Quo (#13)

[] Ranking at each section and finish
 -:-:- No data available at this section
 NA No data available
 SCN Saddle cloth number
 DNF Did not finish
 DNT Did not track



Sunshine Coast QLD Professional
Race 6: Blue Hope BenchMark 58 Handicap - 1800m
13 October 2023 - 20:00



Track Rating: Good 4, Weather: Fine, Rail Position: +8m

Section		Overall	1600m	1400m	1200m	1000m	800m	600m	Last 600m					
Field Times		1:49.60 (0:13.52)	1:36.08 (0:11.16)	1:24.92 (0:12.15)	1:12.77 (0:12.27)	1:00.50 (0:12.57)	0:47.93 (0:12.28)	0:35.65 (0:11.92)	0:35.65					
Rank	TAB Horse/Jockey	Barrier	Top Speed [km/h]	Fastest Section										Distance Travelled [m]
11	10 AMBER BLONDE Luke Tarrant	18	64.2 1600m	0:11.59 1600m	1:51.73 [11] (0:14.38)	1:37.35 [9] (0:11.59)	1:25.76 [10] (0:11.76)	1:14.00 [10] (0:12.28)	1:01.72 [9] (0:12.55)	0:49.17 [9] (0:12.46)	0:36.71 [10] (0:11.96)	0:36.71	+9	
12	1 DAULAT TAI PANAZIZ Emily Lang	17	65.0 1600m	0:11.48 1600m	1:51.73 [12] (0:14.19)	1:37.54 [6] (0:11.48)	1:26.06 [6] (0:11.72)	1:14.34 [6] (0:12.28)	1:02.06 [6] (0:12.60)	0:49.46 [6] (0:12.49)	0:36.97 [7] (0:12.15)	0:36.97	+13	
13	6 HOT BANANAS Josh Adams	10	66.4 1600m	0:11.16 1600m	1:51.74 [13] (0:13.52)	1:38.22 [1] (0:11.16)	1:27.06 [1] (0:12.17)	1:14.89 [2] (0:12.32)	1:02.57 [2] (0:12.57)	0:50.00 [2] (0:12.21)	0:37.79 [1] (0:11.92)	0:37.79	-4	

Scratched: Portorosa (#11), Skater (#8), Isometric (#16), Earn Out (#18), Lovin' De Quo (#13)

[] Ranking at each section and finish
 -:-:- No data available at this section
 NA No data available

SCN Saddle cloth number
 DNF Did not finish
 DNT Did not track



Sunshine Coast QLD Professional
Race 6: Blue Hope BenchMark 58 Handicap - 1800m
13 October 2023 - 20:00



Track Rating: Good 4, Weather: Fine, Rail Position: +8m

Section				400m	200m			Last 600m			
Field Times				0:23.73 (0:11.95)	0:11.78 (0:11.78)			0:35.65			
Rank	TAB	Horse/Jockey	Barrier	Top Speed [km/h]	Fastest Section	Margin				Distance Travelled [m]	
1	7	HALLSIDE MARTINI Taylor Marshall	6	65.6 400m	0:11.25 400m	0:23.03 [6] (0:11.25)	0:11.78 [1] (0:11.78)	1:49.60		0:34.96	
2	3	SECRET RED Matthew Powell	5	64.4 1600m	0:11.50 1600m	0:24.22 [4] (0:11.82)	0:12.40 [4] (0:12.40)	5.8L		0:36.28	-1
3	17	NIGHT VISION Jaden Lloyd	8	65.1 1600m	0:11.35 1600m	0:24.65 [2] (0:11.99)	0:12.66 [2] (0:12.66)	6.8L		0:36.57	-4
4	2	LUVYOUANYTIME Justin Huxtable	3	64.4 1600m	0:11.55 400m	0:23.90 [9] (0:11.55)	0:12.35 [6] (0:12.35)	7L		0:35.82	-1
5	14	SEERESS Cejay Graham	9	65.4 1600m	0:11.45 400m	0:23.79 [13] (0:11.45)	0:12.34 [8] (0:12.34)	7.8L		0:35.60	+5
6	5	RALLY Kirk Matheson	4	66.2 Overall	0:11.32 1600m	0:24.96 [3] (0:12.13)	0:12.83 [5] (0:12.83)	8.6L		0:37.16	+5
7	12	BIG HITTER Samantha Collett	7	64.9 1600m	0:11.52 1600m	0:24.23 [11] (0:11.67)	0:12.56 [9] (0:12.56)	8.9L		0:36.15	+5
8	4	HARD OFFER Blake Spriggs	1	65.2 1600m	0:11.39 1600m	0:24.91 [5] (0:12.09)	0:12.82 [7] (0:12.82)	9.9L		0:36.89	+0
9	9	WILLNOTQUIT James Orman	16	65.7 1600m	0:11.39 1600m	0:24.81 [7] (0:11.81)	0:13.00 [10] (0:13.00)	11.4L		0:36.88	+4
10	15	LAGO DI BRAIES Karl Zechner	15	65.2 1600m	0:11.53 1600m	0:24.54 [12] (0:11.83)	0:12.71 [13] (0:12.71)	11.6L		0:36.38	+5

Scratched: Portorosa (#11), Skater (#8), Isometric (#16), Earn Out (#18), Lovin' De Quo (#13)

[] Ranking at each section and finish
 -:-:- No data available at this section
 NA No data available

SCN Saddle cloth number
 DNF Did not finish
 DNT Did not track



Sunshine Coast QLD Professional

Race 6: Blue Hope BenchMark 58 Handicap - 1800m



13 October 2023 - 20:00

Track Rating: Good 4, Weather: Fine, Rail Position: +8m

Section		400m		200m		Last 600m				
Field Times		0:23.73 (0:11.95)		0:11.78 (0:11.78)		0:35.65				
Rank	TAB	Horse/Jockey	Barrier	Top Speed [km/h]	Fastest Section	Margin			Distance Travelled [m]	
11	10	AMBER BLONDE Luke Tarrant	18	64.2 1600m	0:11.59 1600m (0:11.94)	0:24.75 [10] (0:12.81)	0:12.81 [12] (0:12.81)	11.7L	0:36.71	+9
12	1	DAULAT TAI PANAZIZ Emily Lang	17	65.0 1600m	0:11.48 1600m (0:11.98)	0:24.82 [8] (0:12.84)	0:12.84 [11] (0:12.84)	11.8L	0:36.97	+13
13	6	HOT BANANAS Josh Adams	10	66.4 1600m	0:11.16 1600m (0:12.28)	0:25.87 [1] (0:13.59)	0:13.59 [3] (0:13.59)	11.9L	0:37.79	-4

Scratched: Portorosa (#11), Skater (#8), Isometric (#16), Earn Out (#18), Lovin' De Quo (#13)



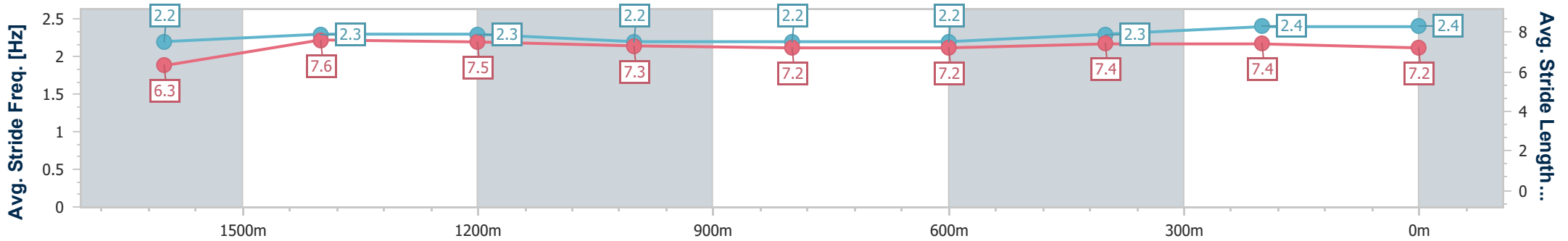
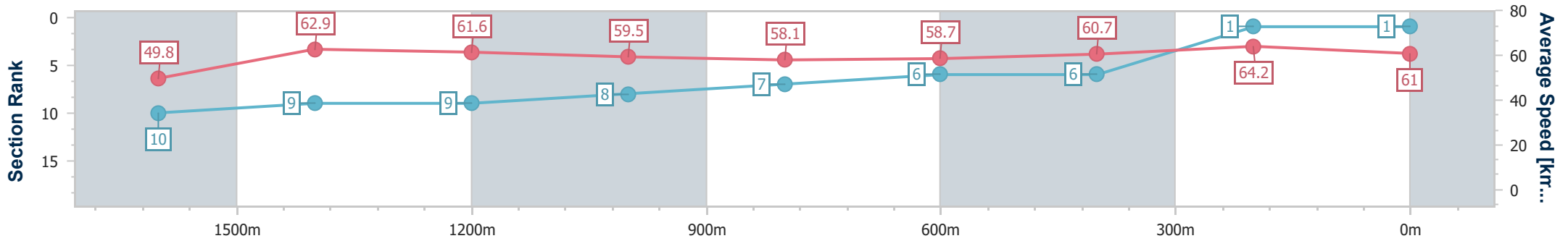
Horse/Jockey Name	Hallside Martini
Final Rank	1
Fastest Section Time (Section)	0:11.25 (400m)
Top Speed [km/h] (Section)	65.6 (400m)
Race State	Finished



Sunshine Coast QLD Professional
 Race 6: Blue Hope BenchMark 58 Handicap - 1800m
 13 October 2023 - 20:00
 Track Rating: Good 4, Weather: Fine, Rail Position: +8m



Section	Overall	1600m	1400m	1200m	1000m	800m	600m	400m	200m
Section Times	1:49.60 [1] (0:14.49)	1:35.11 [10] (0:11.46)	1:23.65 [9] (0:11.76)	1:11.89 [9] (0:12.14)	0:59.75 [8] (0:12.45)	0:47.30 [7] (0:12.34)	0:34.96 [6] (0:11.93)	0:23.03 [6] (0:11.25)	0:11.78 [1] (0:11.78)
Average Speed [km/h]	49.8	62.9	61.6	59.5	58.1	58.7	60.7	64.2	61.0
Top Speed [km/h]	62.8	64.7	63.1	61.1	59.4	61.3	62.2	65.6	64.2
Avg. Dist. to Rail [m]	2.3	1.3	2.1	2.2	1.6	1.3	1.1	5.6	3.9
Avg. Stride Freq. [Hz]	2.2	2.3	2.3	2.2	2.2	2.2	2.3	2.4	2.4
Avg. Stride Length [m]	6.3	7.6	7.5	7.3	7.2	7.2	7.4	7.4	7.2



- [] Ranking at each section and finish
- .-.- No data available at this section
- NA No data available



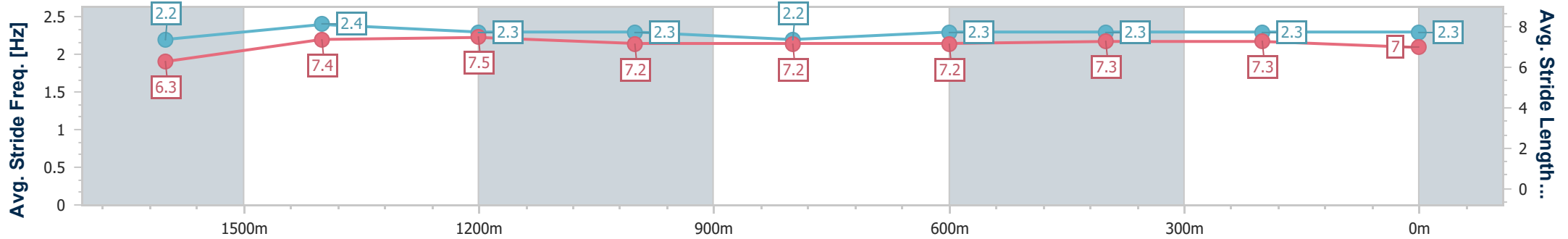
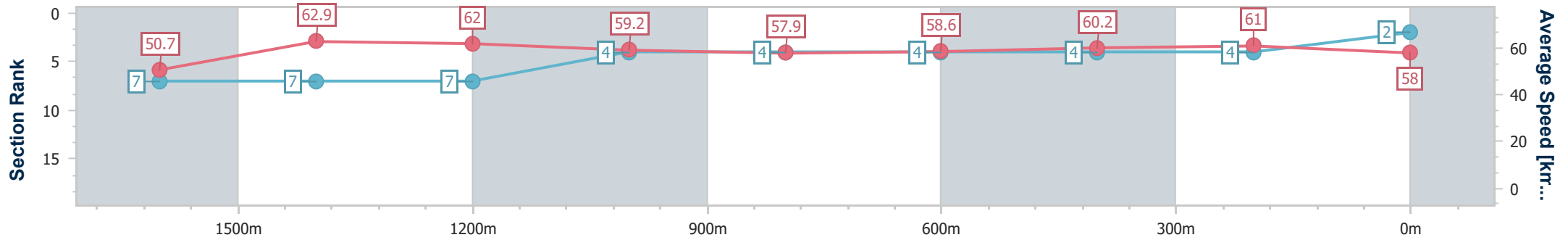
Horse/Jockey Name	Secret Red
Final Rank	2
Fastest Section Time (Section)	0:11.50 (1600m)
Top Speed [km/h] (Section)	64.4 (1600m)
Race State	Finished



Sunshine Coast QLD Professional
 Race 6: Blue Hope BenchMark 58 Handicap - 1800m
 13 October 2023 - 20:00
 Track Rating: Good 4, Weather: Fine, Rail Position: +8m



Section	Overall	1600m	1400m	1200m	1000m	800m	600m	400m	200m			
Section Times	1:50.62 [2] (0:14.24)	1:36.38 [7] (0:11.50)	1:24.88 [7] (0:11.65)	1:13.23 [7] (0:12.15)	1:01.08 [4] (0:12.44)	0:48.64 [4] (0:12.36)	0:36.28 [4] (0:12.06)	0:24.22 [4] (0:11.82)	0:12.40 [4] (0:12.40)			
Average Speed [km/h]	50.7	62.9	62.0	59.2	57.9	58.6	60.2	61.0	58.0			
Top Speed [km/h]	62.4	64.4	63.7	60.7	59.3	60.7	61.2	62.1	59.9			
Avg. Dist. to Rail [m]	2.6	1.8	1.2	1.1	0.4	0.9	1.6	4.5	6.6			
Avg. Stride Freq. [Hz]	2.2	2.4	2.3	2.3	2.2	2.3	2.3	2.3	2.3			
Avg. Stride Length [m]	6.3	7.4	7.5	7.2	7.2	7.2	7.3	7.3	7.0			



- [] Ranking at each section and finish
- .-.- No data available at this section
- NA No data available



Horse/Jockey Name	Night Vision
Final Rank	3
Fastest Section Time (Section)	0:11.35 (1600m)
Top Speed [km/h] (Section)	65.1 (1600m)
Race State	Finished



Sunshine Coast QLD Professional

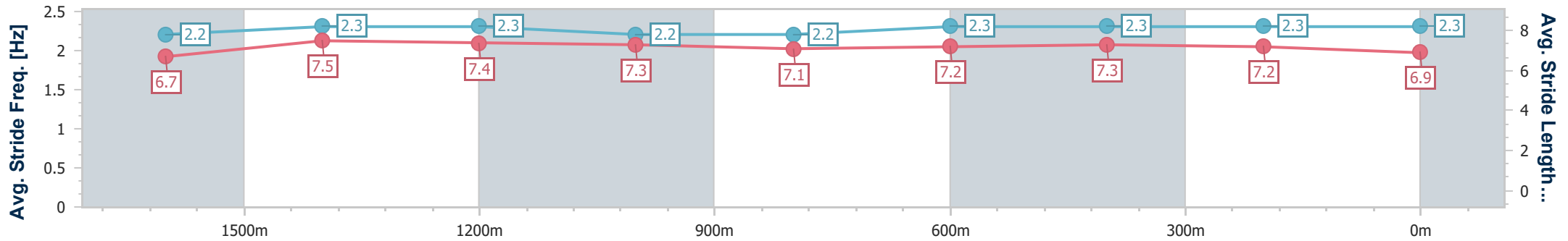
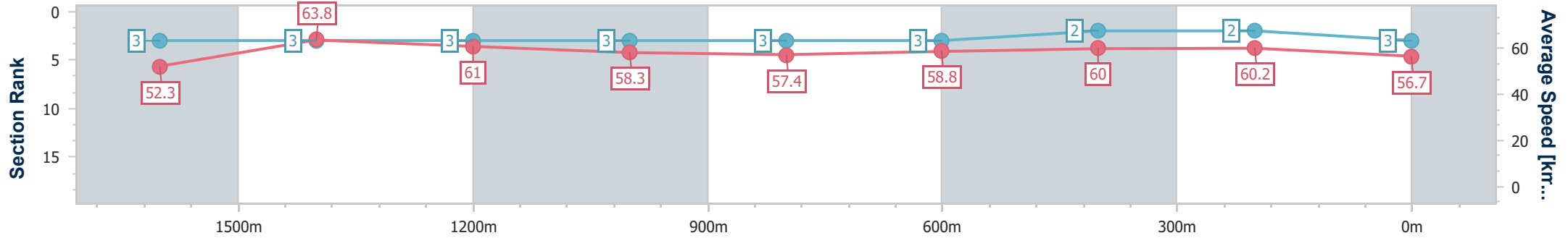
Race 6: Blue Hope BenchMark 58 Handicap - 1800m



13 October 2023 - 20:00

Track Rating: Good 4, Weather: Fine, Rail Position: +8m

Section	Overall	1600m	1400m	1200m	1000m	800m	600m	400m	200m
Section Times	1:50.79 [3] (0:13.83)	1:36.96 [3] (0:11.35)	1:25.61 [3] (0:11.83)	1:13.78 [3] (0:12.37)	1:01.41 [3] (0:12.59)	0:48.82 [3] (0:12.25)	0:36.57 [3] (0:11.92)	0:24.65 [2] (0:11.99)	0:12.66 [2] (0:12.66)
Average Speed [km/h]	52.3	63.8	61.0	58.3	57.4	58.8	60.0	60.2	56.7
Top Speed [km/h]	64.1	65.1	64.9	58.8	58.3	61.2	61.1	61.1	59.3
Avg. Dist. to Rail [m]	5.0	1.7	1.0	1.7	1.7	0.3	1.0	0.4	1.1
Avg. Stride Freq. [Hz]	2.2	2.3	2.3	2.2	2.2	2.3	2.3	2.3	2.3
Avg. Stride Length [m]	6.7	7.5	7.4	7.3	7.1	7.2	7.3	7.2	6.9



- [] Ranking at each section and finish
- .-.- No data available at this section
- NA No data available



Horse/Jockey Name	Luvyouanytime
Final Rank	4
Fastest Section Time (Section)	0:11.55 (400m)
Top Speed [km/h] (Section)	64.4 (1600m)
Race State	Finished



Sunshine Coast QLD Professional

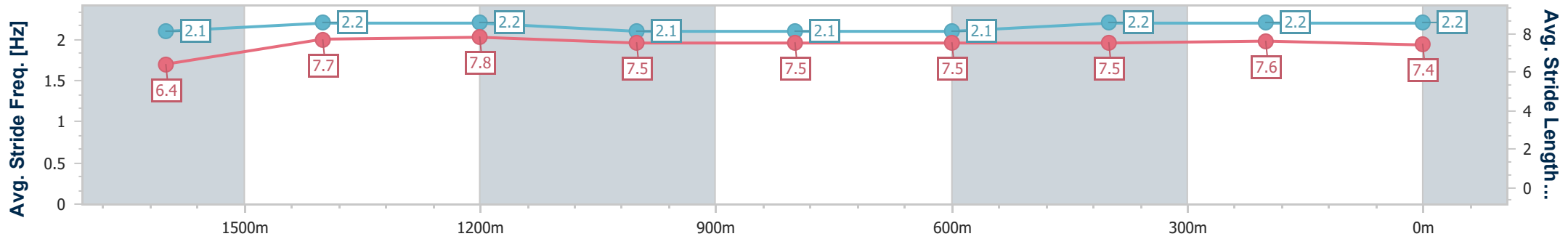
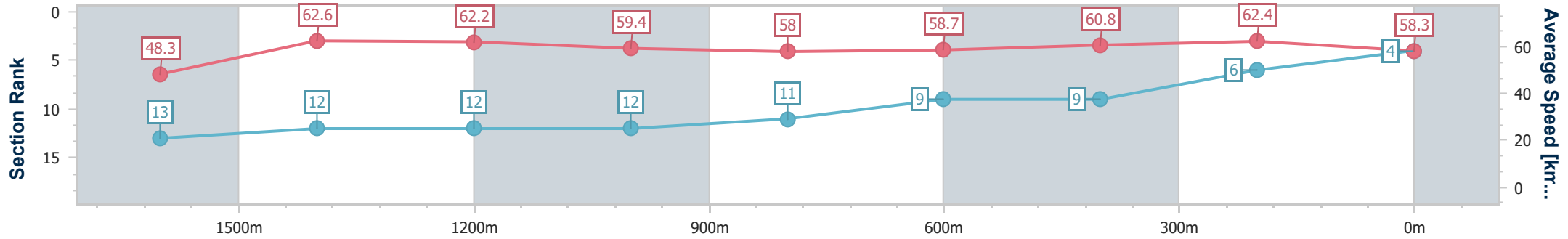
Race 6: Blue Hope BenchMark 58 Handicap - 1800m



13 October 2023 - 20:00

Track Rating: Good 4, Weather: Fine, Rail Position: +8m

Section	Overall	1600m	1400m	1200m	1000m	800m	600m	400m	200m
Section Times	1:50.84 [4] (0:14.97)	1:35.87 [13] (0:11.56)	1:24.31 [12] (0:11.63)	1:12.68 [12] (0:12.13)	1:00.55 [12] (0:12.44)	0:48.11 [11] (0:12.29)	0:35.82 [9] (0:11.92)	0:23.90 [9] (0:11.55)	0:12.35 [6] (0:12.35)
Average Speed [km/h]	48.3	62.6	62.2	59.4	58.0	58.7	60.8	62.4	58.3
Top Speed [km/h]	61.4	64.4	64.2	60.9	58.7	60.5	62.4	63.4	61.5
Avg. Dist. to Rail [m]	1.5	2.2	1.8	1.8	1.5	0.4	1.2	3.4	3.8
Avg. Stride Freq. [Hz]	2.1	2.2	2.2	2.1	2.1	2.1	2.2	2.2	2.2
Avg. Stride Length [m]	6.4	7.7	7.8	7.5	7.5	7.5	7.5	7.6	7.4



- [] Ranking at each section and finish
- .-.- No data available at this section
- NA No data available



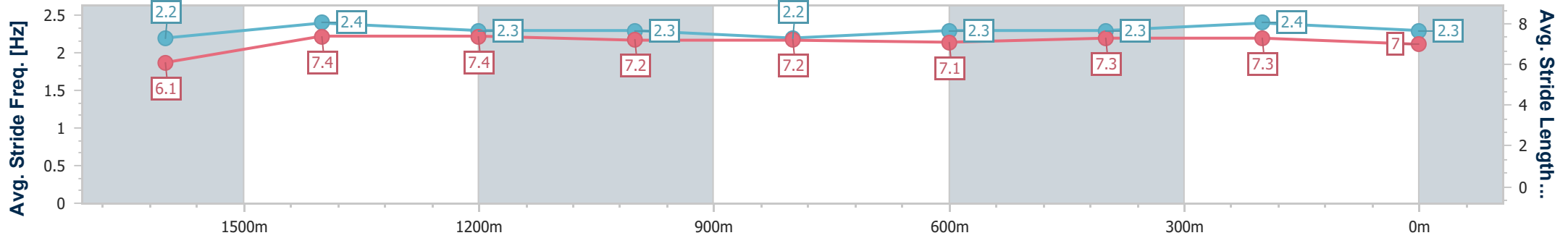
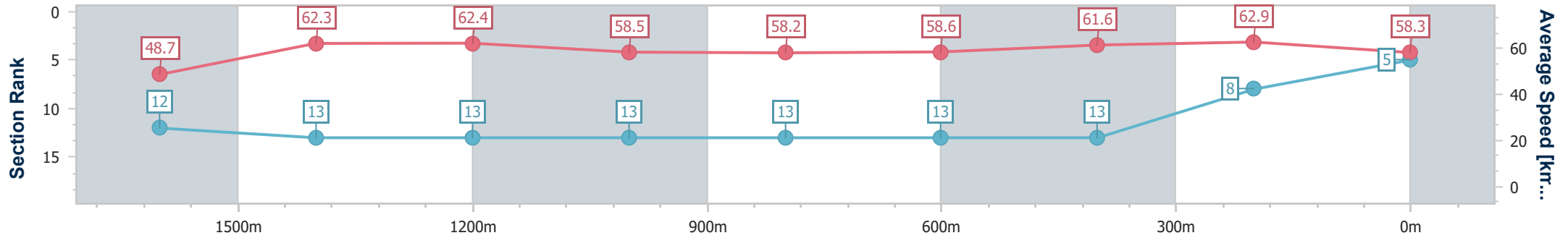
Horse/Jockey Name	Seeress
Final Rank	5
Fastest Section Time (Section)	0:11.45 (400m)
Top Speed [km/h] (Section)	65.4 (1600m)
Race State	Finished



Sunshine Coast QLD Professional
 Race 6: Blue Hope BenchMark 58 Handicap - 1800m
 13 October 2023 - 20:00
 Track Rating: Good 4, Weather: Fine, Rail Position: +8m



Section	Overall	1600m	1400m	1200m	1000m	800m	600m	400m	200m			
Section Times	1:50.98 [5] (0:14.90)	1:36.08 [12] (0:11.66)	1:24.42 [13] (0:11.63)	1:12.79 [13] (0:12.32)	1:00.47 [13] (0:12.44)	0:48.03 [13] (0:12.43)	0:35.60 [13] (0:11.81)	0:23.79 [13] (0:11.45)	0:12.34 [8] (0:12.34)			
Average Speed [km/h]	48.7	62.3	62.4	58.5	58.2	58.6	61.6	62.9	58.3			
Top Speed [km/h]	60.6	65.4	65.4	59.8	59.1	60.9	62.7	64.4	61.2			
Avg. Dist. to Rail [m]	5.5	3.6	3.2	2.8	1.8	1.7	2.0	2.0	1.1			
Avg. Stride Freq. [Hz]	2.2	2.4	2.3	2.3	2.2	2.3	2.3	2.4	2.3			
Avg. Stride Length [m]	6.1	7.4	7.4	7.2	7.2	7.1	7.3	7.3	7.0			



- [] Ranking at each section and finish
- .-.- No data available at this section
- NA No data available



Horse/Jockey Name	Rally
Final Rank	6
Fastest Section Time (Section)	0:11.32 (1600m)
Top Speed [km/h] (Section)	66.2 (Overall)
Race State	Finished



Sunshine Coast QLD Professional

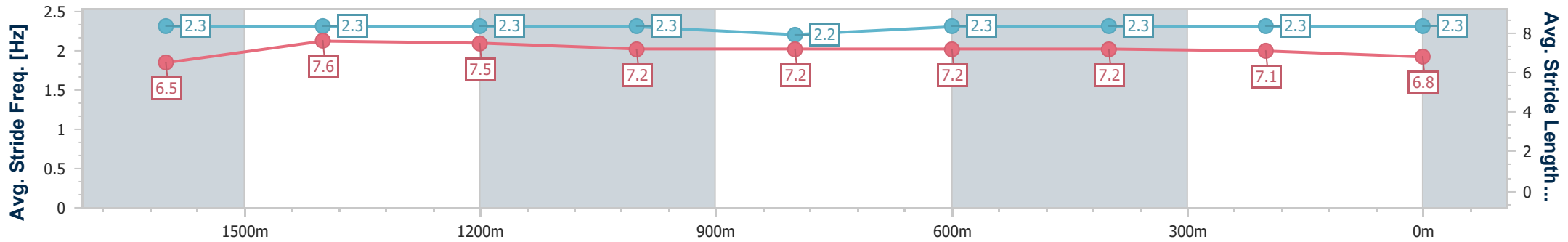
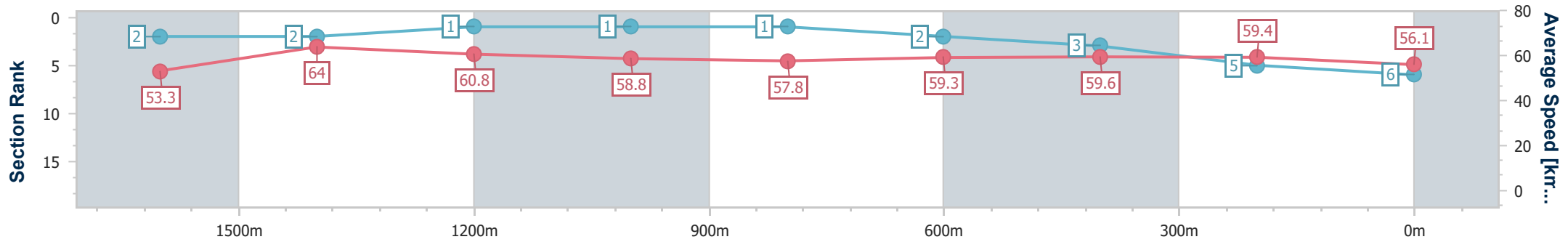
Race 6: Blue Hope BenchMark 58 Handicap - 1800m

13 October 2023 - 20:00

Track Rating: Good 4, Weather: Fine, Rail Position: +8m



Section	Overall	1600m	1400m	1200m	1000m	800m	600m	400m	200m
Section Times	1:51.14 [6] (0:13.56)	1:37.58 [2] (0:11.32)	1:26.26 [2] (0:11.95)	1:14.31 [1] (0:12.27)	1:02.04 [1] (0:12.57)	0:49.47 [1] (0:12.31)	0:37.16 [2] (0:12.20)	0:24.96 [3] (0:12.13)	0:12.83 [5] (0:12.83)
Average Speed [km/h]	53.3	64.0	60.8	58.8	57.8	59.3	59.6	59.4	56.1
Top Speed [km/h]	66.2	65.2	62.7	59.8	58.1	60.8	60.9	60.6	58.5
Avg. Dist. to Rail [m]	2.9	2.7	3.3	4.0	3.2	2.3	1.7	2.5	4.5
Avg. Stride Freq. [Hz]	2.3	2.3	2.3	2.3	2.2	2.3	2.3	2.3	2.3
Avg. Stride Length [m]	6.5	7.6	7.5	7.2	7.2	7.2	7.2	7.1	6.8



- [] Ranking at each section and finish
- .-.- No data available at this section
- NA No data available



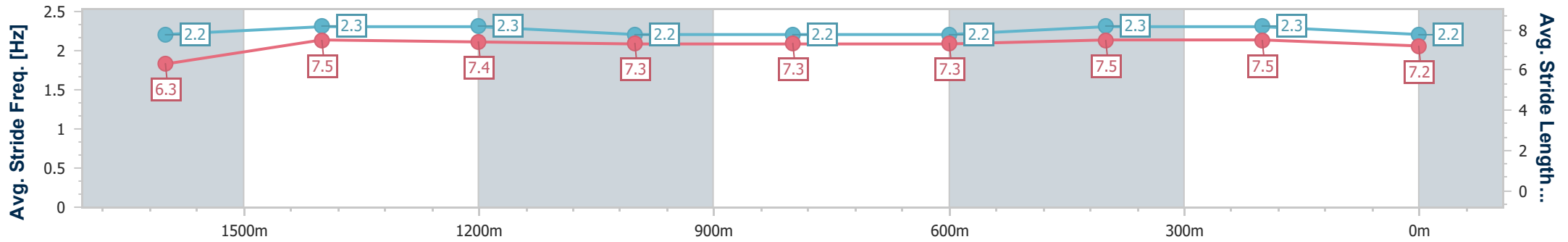
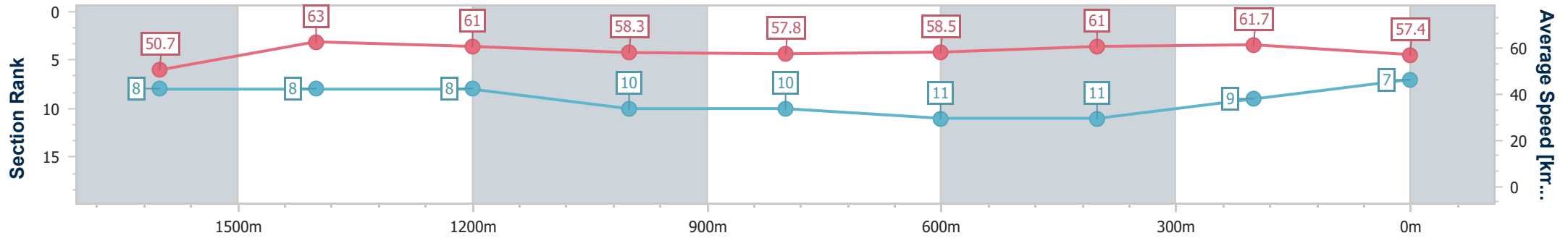
Horse/Jockey Name	Big Hitter
Final Rank	7
Fastest Section Time (Section)	0:11.52 (1600m)
Top Speed [km/h] (Section)	64.9 (1600m)
Race State	Finished



Sunshine Coast QLD Professional
 Race 6: Blue Hope BenchMark 58 Handicap - 1800m
 13 October 2023 - 20:00
 Track Rating: Good 4, Weather: Fine, Rail Position: +8m



Section	Overall	1600m	1400m	1200m	1000m	800m	600m	400m	200m
Section Times	1:51.21 [7] (0:14.27)	1:36.94 [8] (0:11.52)	1:25.42 [8] (0:11.88)	1:13.54 [8] (0:12.39)	1:01.15 [10] (0:12.54)	0:48.61 [10] (0:12.46)	0:36.15 [11] (0:11.92)	0:24.23 [11] (0:11.67)	0:12.56 [9] (0:12.56)
Average Speed [km/h]	50.7	63.0	61.0	58.3	57.8	58.5	61.0	61.7	57.4
Top Speed [km/h]	61.6	64.9	63.8	59.2	58.8	61.2	61.7	62.5	60.1
Avg. Dist. to Rail [m]	4.2	2.7	2.7	3.1	2.5	2.0	2.0	3.0	4.5
Avg. Stride Freq. [Hz]	2.2	2.3	2.3	2.2	2.2	2.2	2.3	2.3	2.2
Avg. Stride Length [m]	6.3	7.5	7.4	7.3	7.3	7.3	7.5	7.5	7.2



- [] Ranking at each section and finish
- .-.- No data available at this section
- NA No data available



Horse/Jockey Name	Hard Offer
Final Rank	8
Fastest Section Time (Section)	0:11.39 (1600m)
Top Speed [km/h] (Section)	65.2 (1600m)
Race State	Finished



Sunshine Coast QLD Professional

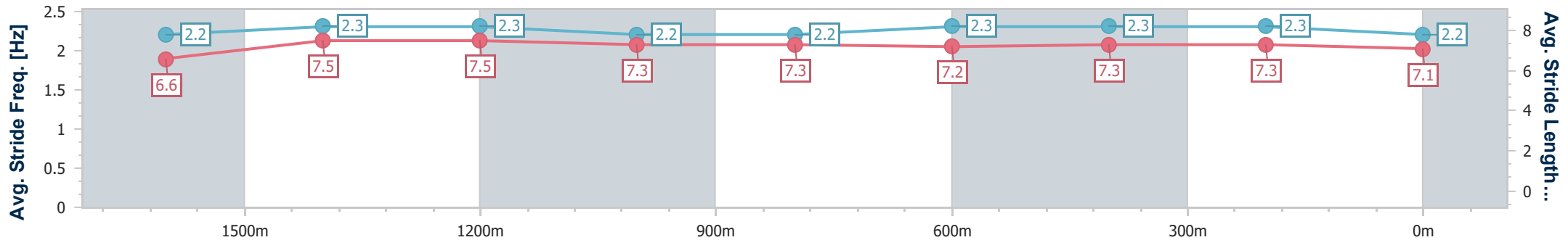
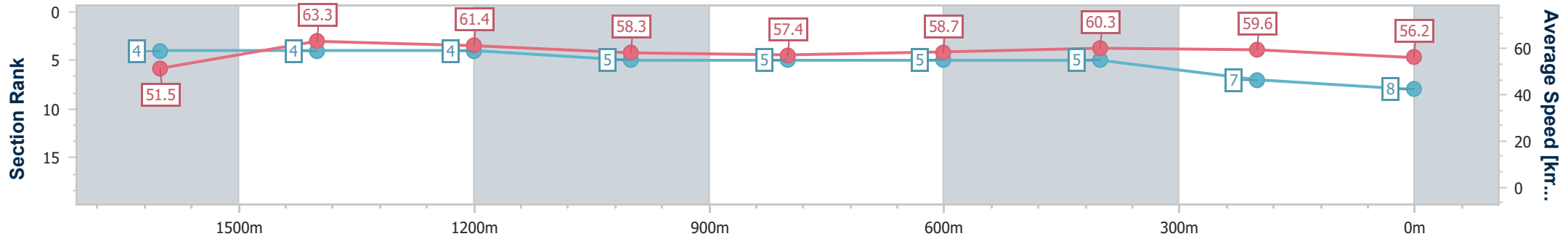
Race 6: Blue Hope BenchMark 58 Handicap - 1800m

13 October 2023 - 20:00

Track Rating: Good 4, Weather: Fine, Rail Position: +8m



Section	Overall	1600m	1400m	1200m	1000m	800m	600m	400m	200m
Section Times	1:51.39 [8] (0:13.98)	1:37.41 [4] (0:11.39)	1:26.02 [4] (0:11.81)	1:14.21 [4] (0:12.39)	1:01.82 [5] (0:12.61)	0:49.21 [5] (0:12.32)	0:36.89 [5] (0:11.98)	0:24.91 [5] (0:12.09)	0:12.82 [7] (0:12.82)
Average Speed [km/h]	51.5	63.3	61.4	58.3	57.4	58.7	60.3	59.6	56.2
Top Speed [km/h]	63.0	65.2	64.7	58.7	58.1	60.6	61.2	61.5	58.0
Avg. Dist. to Rail [m]	1.0	1.4	2.4	3.0	2.6	0.9	0.7	4.1	7.0
Avg. Stride Freq. [Hz]	2.2	2.3	2.3	2.2	2.2	2.3	2.3	2.3	2.2
Avg. Stride Length [m]	6.6	7.5	7.5	7.3	7.3	7.2	7.3	7.3	7.1



- [] Ranking at each section and finish
- .-.- No data available at this section
- NA No data available



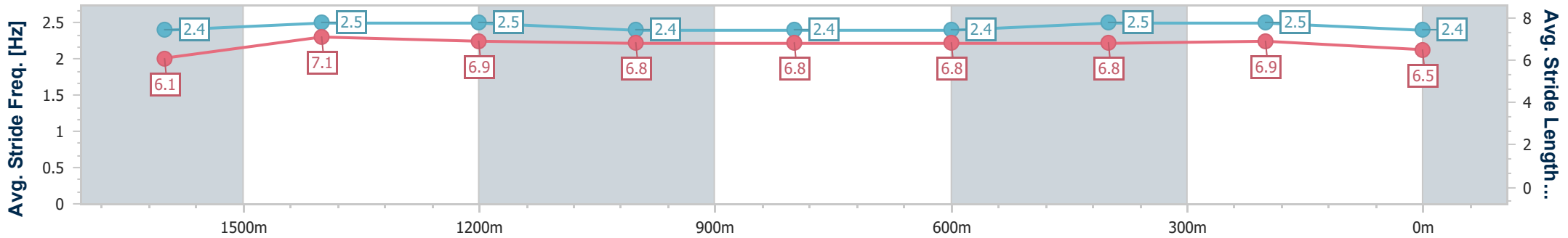
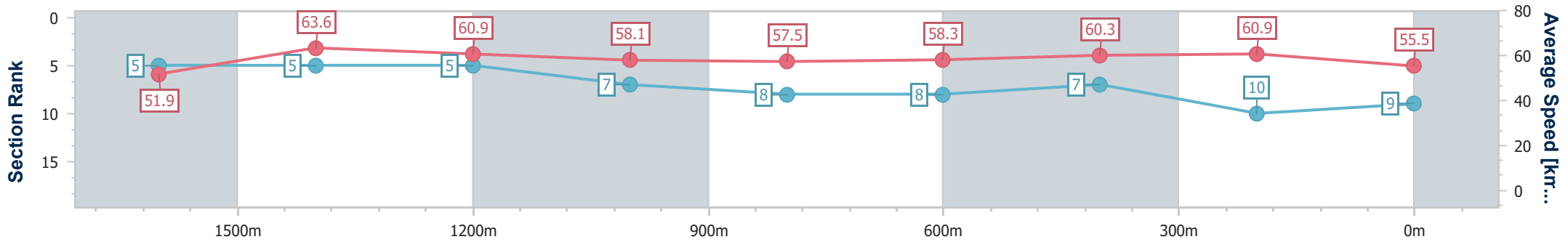
Horse/Jockey Name	Willnotquit
Final Rank	9
Fastest Section Time (Section)	0:11.39 (1600m)
Top Speed [km/h] (Section)	65.7 (1600m)
Race State	Finished



Sunshine Coast QLD Professional
 Race 6: Blue Hope BenchMark 58 Handicap - 1800m
 13 October 2023 - 20:00
 Track Rating: Good 4, Weather: Fine, Rail Position: +8m



Section	Overall	1600m	1400m	1200m	1000m	800m	600m	400m	200m
Section Times	1:51.67 [9] (0:14.04)	1:37.63 [5] (0:11.39)	1:26.24 [5] (0:11.92)	1:14.32 [5] (0:12.41)	1:01.91 [7] (0:12.59)	0:49.32 [8] (0:12.44)	0:36.88 [8] (0:12.07)	0:24.81 [7] (0:11.81)	0:13.00 [10] (0:13.00)
Average Speed [km/h]	51.9	63.6	60.9	58.1	57.5	58.3	60.3	60.9	55.5
Top Speed [km/h]	62.3	65.7	62.3	59.7	58.6	60.7	62.0	62.4	58.6
Avg. Dist. to Rail [m]	7.6	2.7	2.4	3.3	2.1	1.3	1.7	6.5	8.2
Avg. Stride Freq. [Hz]	2.4	2.5	2.5	2.4	2.4	2.4	2.5	2.5	2.4
Avg. Stride Length [m]	6.1	7.1	6.9	6.8	6.8	6.8	6.8	6.9	6.5



- [] Ranking at each section and finish
- .-.- No data available at this section
- NA No data available



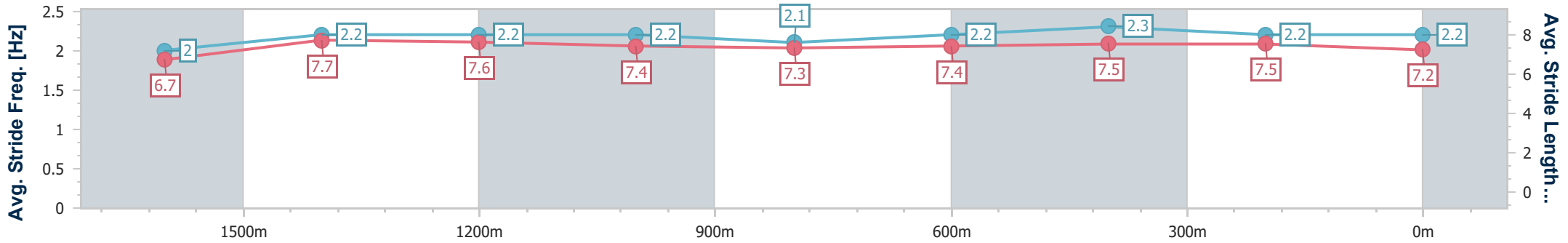
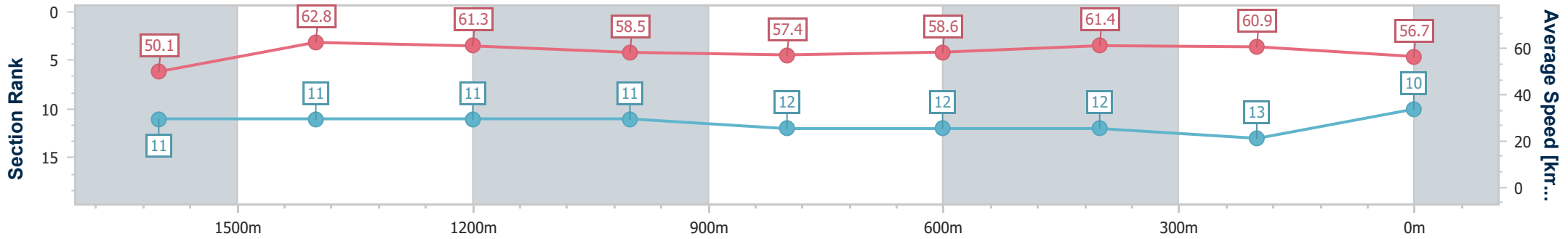
Horse/Jockey Name	Lago Di Braies
Final Rank	10
Fastest Section Time (Section)	0:11.53 (1600m)
Top Speed [km/h] (Section)	65.2 (1600m)
Race State	Finished



Sunshine Coast QLD Professional
 Race 6: Blue Hope BenchMark 58 Handicap - 1800m
 13 October 2023 - 20:00
 Track Rating: Good 4, Weather: Fine, Rail Position: +8m



Section	Overall	1600m	1400m	1200m	1000m	800m	600m	400m	200m
Section Times	1:51.70 [10] (0:14.53)	1:37.17 [11] (0:11.53)	1:25.64 [11] (0:11.81)	1:13.83 [11] (0:12.34)	1:01.49 [11] (0:12.62)	0:48.87 [12] (0:12.49)	0:36.38 [12] (0:11.84)	0:24.54 [12] (0:11.83)	0:12.71 [13] (0:12.71)
Average Speed [km/h]	50.1	62.8	61.3	58.5	57.4	58.6	61.4	60.9	56.7
Top Speed [km/h]	61.6	65.2	63.7	59.7	58.6	60.9	62.2	61.6	59.4
Avg. Dist. to Rail [m]	6.6	2.4	2.2	2.7	2.5	2.5	1.8	2.4	2.2
Avg. Stride Freq. [Hz]	2.0	2.2	2.2	2.2	2.1	2.2	2.3	2.2	2.2
Avg. Stride Length [m]	6.7	7.7	7.6	7.4	7.3	7.4	7.5	7.5	7.2



- [] Ranking at each section and finish
- .-.- No data available at this section
- NA No data available



Horse/Jockey Name	Amber Blonde
Final Rank	11
Fastest Section Time (Section)	0:11.59 (1600m)
Top Speed [km/h] (Section)	64.2 (1600m)
Race State	Finished



Sunshine Coast QLD Professional

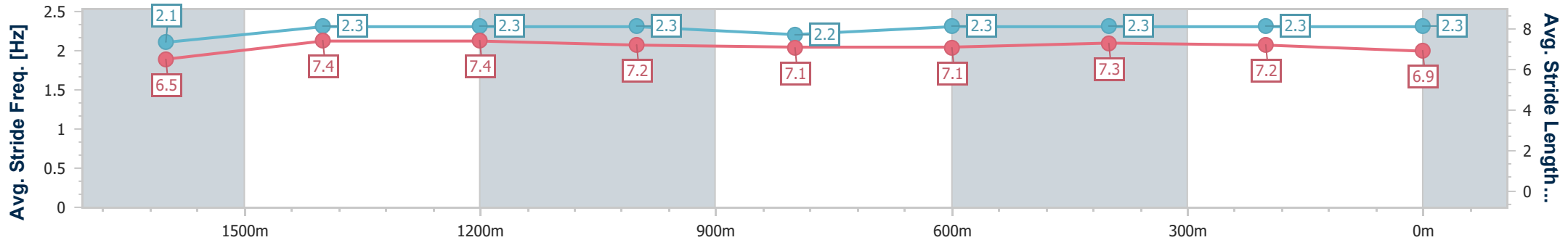
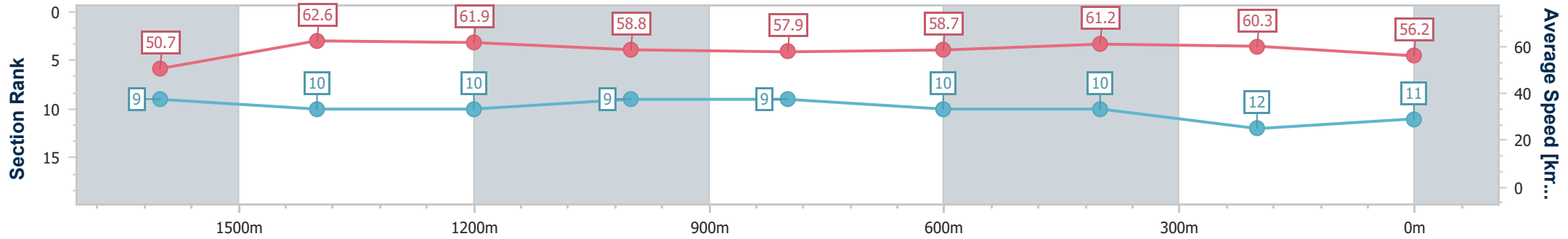
Race 6: Blue Hope BenchMark 58 Handicap - 1800m



13 October 2023 - 20:00

Track Rating: Good 4, Weather: Fine, Rail Position: +8m

Section	Overall	1600m	1400m	1200m	1000m	800m	600m	400m	200m
Section Times	1:51.73 [11] (0:14.38)	1:37.35 [9] (0:11.59)	1:25.76 [10] (0:11.76)	1:14.00 [10] (0:12.28)	1:01.72 [9] (0:12.55)	0:49.17 [9] (0:12.46)	0:36.71 [10] (0:11.96)	0:24.75 [10] (0:11.94)	0:12.81 [12] (0:12.81)
Average Speed [km/h]	50.7	62.6	61.9	58.8	57.9	58.7	61.2	60.3	56.2
Top Speed [km/h]	62.7	64.2	63.8	59.5	58.5	61.2	62.5	61.3	59.3
Avg. Dist. to Rail [m]	8.7	3.5	3.4	4.1	3.6	2.9	2.9	5.9	6.0
Avg. Stride Freq. [Hz]	2.1	2.3	2.3	2.3	2.2	2.3	2.3	2.3	2.3
Avg. Stride Length [m]	6.5	7.4	7.4	7.2	7.1	7.1	7.3	7.2	6.9



- [] Ranking at each section and finish
- .-.- No data available at this section
- NA No data available



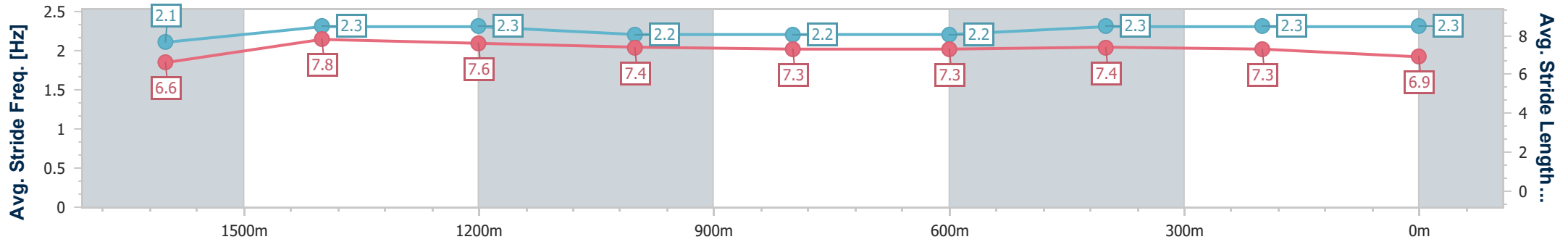
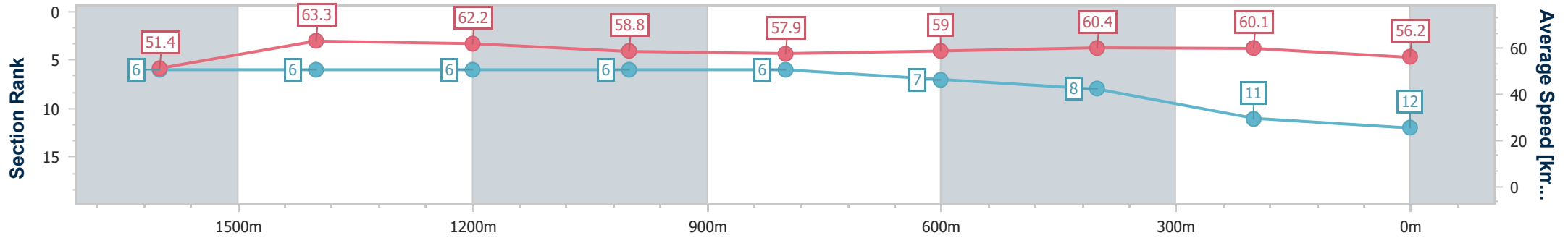
Horse/Jockey Name	Daulat Tai Panaziz
Final Rank	12
Fastest Section Time (Section)	0:11.48 (1600m)
Top Speed [km/h] (Section)	65.0 (1600m)
Race State	Finished



Sunshine Coast QLD Professional
 Race 6: Blue Hope BenchMark 58 Handicap - 1800m
 13 October 2023 - 20:00
 Track Rating: Good 4, Weather: Fine, Rail Position: +8m



Section	Overall	1600m	1400m	1200m	1000m	800m	600m	400m	200m
Section Times	1:51.73 [12] (0:14.19)	1:37.54 [6] (0:11.48)	1:26.06 [6] (0:11.72)	1:14.34 [6] (0:12.28)	1:02.06 [6] (0:12.60)	0:49.46 [6] (0:12.49)	0:36.97 [7] (0:12.15)	0:24.82 [8] (0:11.98)	0:12.84 [11] (0:12.84)
Average Speed [km/h]	51.4	63.3	62.2	58.8	57.9	59.0	60.4	60.1	56.2
Top Speed [km/h]	62.5	65.0	64.6	59.5	58.5	61.3	61.4	61.3	58.7
Avg. Dist. to Rail [m]	8.0	4.5	4.6	5.1	4.2	4.1	3.6	5.3	5.4
Avg. Stride Freq. [Hz]	2.1	2.3	2.3	2.2	2.2	2.2	2.3	2.3	2.3
Avg. Stride Length [m]	6.6	7.8	7.6	7.4	7.3	7.3	7.4	7.3	6.9



- [] Ranking at each section and finish
- .-.- No data available at this section
- NA No data available



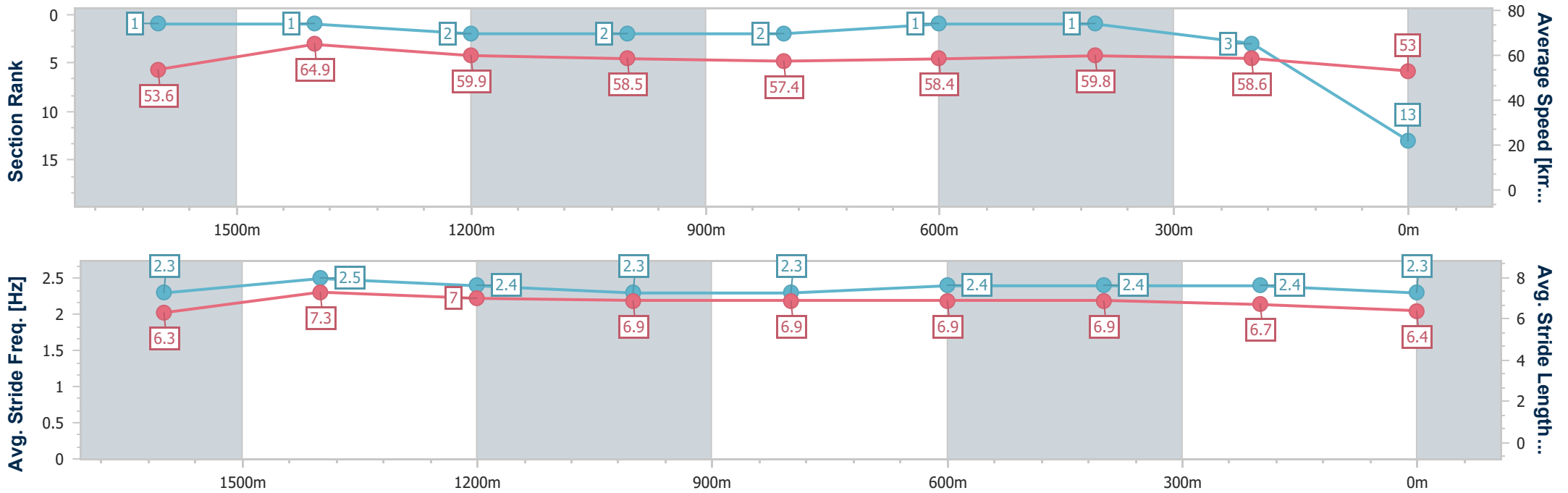
Horse/Jockey Name	Hot Bananas
Final Rank	13
Fastest Section Time (Section)	0:11.16 (1600m)
Top Speed [km/h] (Section)	66.4 (1600m)
Race State	Finished



Sunshine Coast QLD Professional
 Race 6: Blue Hope BenchMark 58 Handicap - 1800m
 13 October 2023 - 20:00
 Track Rating: Good 4, Weather: Fine, Rail Position: +8m



Section	Overall	1600m	1400m	1200m	1000m	800m	600m	400m	200m
Section Times	1:51.74 [13] (0:13.52)	1:38.22 [1] (0:11.16)	1:27.06 [1] (0:12.17)	1:14.89 [2] (0:12.32)	1:02.57 [2] (0:12.57)	0:50.00 [2] (0:12.21)	0:37.79 [1] (0:11.92)	0:25.87 [1] (0:12.28)	0:13.59 [3] (0:13.59)
Average Speed [km/h]	53.6	64.9	59.9	58.5	57.4	58.4	59.8	58.6	53.0
Top Speed [km/h]	66.1	66.4	62.3	59.6	58.5	60.5	60.9	59.7	56.8
Avg. Dist. to Rail [m]	6.0	3.4	3.6	3.0	1.6	1.4	1.7	0.4	2.3
Avg. Stride Freq. [Hz]	2.3	2.5	2.4	2.3	2.3	2.4	2.4	2.4	2.3
Avg. Stride Length [m]	6.3	7.3	7.0	6.9	6.9	6.9	6.9	6.7	6.4



- [] Ranking at each section and finish
- .-.- No data available at this section
- NA No data available