



Sunshine Coast QLD Professional
Race 5: Dave Masters Memorial Fillies & Mares BenchMark 62 Handicap
- 1400m
13 October 2023 - 19:30



Track Rating: Good 4, Weather: Fine, Rail Position: +8m

| Section | | Overall | 1200m | 1000m | 800m | 600m | 400m | Last 600m | | | | |
|-------------|--|----------------------|----------------------|----------------------|---------------------------|---------------------------|---------------------------|---------------------------|---------------------------|---------------------------|---------|----|
| Field Times | | 1:24.33 (0:13.37) | 1:10.96 (0:11.11) | 0:59.85 (0:12.05) | 0:47.80 (0:12.44) | 0:35.36 (0:12.02) | 0:23.34 (0:11.33) | 0:35.36 | | | | |
| Rank | TAB Horse/Jockey | Barrier | Top Speed [km/h] | Fastest Section | Distance Travelled [m] | | | | | | | |
| 1 | 9 TOJAKI Jake Bayliss | 14 | 68.5 Overall | 0:11.11 1200m | 1:24.33 [1] (0:13.37) | 1:10.96 [1] (0:11.11) | 0:59.85 [1] (0:12.05) | 0:47.80 [1] (0:12.44) | 0:35.36 [1] (0:12.02) | 0:23.34 [1] (0:11.33) | 0:35.36 | |
| 2 | 3 BRAVE MASO Jasper Franklin | 10 | 66.4 1200m | 0:11.30 1200m | 1:24.67 [2] (0:13.43) | 1:11.24 [2] (0:11.30) | 0:59.94 [2] (0:12.10) | 0:47.84 [4] (0:12.42) | 0:35.42 [4] (0:12.13) | 0:23.29 [4] (0:11.31) | 0:35.42 | +0 |
| 3 | 4 MILIARENSE Samantha Collett | 11 | 66.5 Overall | 0:11.28 1200m | 1:24.85 [3] (0:13.47) | 1:11.38 [3] (0:11.28) | 1:00.10 [3] (0:11.97) | 0:48.13 [2] (0:12.34) | 0:35.79 [2] (0:11.97) | 0:23.82 [2] (0:11.51) | 0:35.79 | +0 |
| 4 | 6 BETTER YET Emily Lang | 7 | 65.0 1200m | 0:11.33 1200m | 1:25.04 [4] (0:13.67) | 1:11.37 [4] (0:11.33) | 1:00.04 [4] (0:12.01) | 0:48.03 [5] (0:12.33) | 0:35.70 [5] (0:12.04) | 0:23.66 [5] (0:11.48) | 0:35.70 | +0 |
| 5 | 14 KABOOM Tiffani Brooker | 6 | 66.6 Overall | 0:11.20 1200m | 1:25.13 [5] (0:13.81) | 1:11.32 [6] (0:11.20) | 1:00.12 [5] (0:11.81) | 0:48.31 [3] (0:12.37) | 0:35.94 [3] (0:12.15) | 0:23.79 [3] (0:11.51) | 0:35.94 | +3 |
| 6 | 11 SHEZA SNIPER Tahlia Fenlon | 3 | 65.4 1200m | 0:11.30 1200m | 1:25.19 [6] (0:13.76) | 1:11.43 [5] (0:11.30) | 1:00.13 [6] (0:11.99) | 0:48.14 [6] (0:12.32) | 0:35.82 [6] (0:12.17) | 0:23.65 [6] (0:11.52) | 0:35.82 | +1 |
| 7 | 5 SPIRIT'S CHARM Nathan Fazackerley | 4 | 65.2 1200m | 0:11.33 1200m | 1:25.21 [7] (0:13.94) | 1:11.27 [7] (0:11.33) | 0:59.94 [7] (0:11.98) | 0:47.96 [7] (0:12.34) | 0:35.62 [7] (0:12.03) | 0:23.59 [7] (0:11.46) | 0:35.62 | +1 |
| 8 | 8 PREFER US James Orman | 9 | 65.6 Overall | 0:11.26 1200m | 1:25.31 [8] (0:14.16) | 1:11.15 [9] (0:11.26) | 0:59.89 [9] (0:12.02) | 0:47.87 [9] (0:12.41) | 0:35.46 [9] (0:12.02) | 0:23.44 [9] (0:11.41) | 0:35.46 | +4 |
| 9 | 12 ECHO HUNTER Blake Spriggs | 8 | 64.2 1200m | 0:11.39 400m | 1:25.39 [9] (0:14.42) | 1:10.97 [12] (0:11.42) | 0:59.55 [12] (0:12.02) | 0:47.53 [13] (0:12.22) | 0:35.31 [12] (0:11.93) | 0:23.38 [11] (0:11.39) | 0:35.31 | +0 |
| 10 | 1 KIKI COCO Olivia Webb | 2 | 65.2 1200m | 0:11.36 1200m | 1:25.45 [10] (0:13.94) | 1:11.51 [8] (0:11.36) | 1:00.15 [8] (0:12.02) | 0:48.13 [8] (0:12.44) | 0:35.69 [8] (0:12.09) | 0:23.60 [8] (0:11.52) | 0:35.69 | -2 |

Scratched: Milagro (#13)

[] Ranking at each section and finish
 -:-:- No data available at this section
 NA No data available

SCN Saddle cloth number
 DNF Did not finish
 DNT Did not track



Sunshine Coast QLD Professional
Race 5: Dave Masters Memorial Fillies & Mares BenchMark 62 Handicap
- 1400m
13 October 2023 - 19:30



Track Rating: Good 4, Weather: Fine, Rail Position: +8m

| Section | Overall | 1200m | 1000m | 800m | 600m | 400m | Last 600m |
|-------------|----------------------|----------------------|----------------------|----------------------|----------------------|----------------------|-----------|
| Field Times | 1:24.33 (0:13.37) | 1:10.96 (0:11.11) | 0:59.85 (0:12.05) | 0:47.80 (0:12.44) | 0:35.36 (0:12.02) | 0:23.34 (0:11.33) | 0:35.36 |

| Rank | TAB | Horse/Jockey | Barrier | Top Speed [km/h] | Fastest Section | Overall | 1200m | 1000m | 800m | 600m | 400m | Last 600m | Distance Travelled [m] |
|------|-----|---|---------|------------------|------------------|---------------------------|---------------------------|---------------------------|---------------------------|---------------------------|----------------------------------|-----------|------------------------|
| 11 | 7 | CHAMPAGNE POP Taylor Marshall | 13 | 64.4 400m | 0:11.28 1200m | 1:25.48 [11] (0:14.58) | 1:10.90 [13] (0:11.28) | 0:59.62 [13] (0:11.82) | 0:47.80 [12] (0:12.57) | 0:35.23 [13] (0:12.00) | 0:23.23 [13] (0:11.28) | 0:35.23 | +7 |
| 12 | 10 | LUCKY BEAN Cejay Graham | 5 | 65.7 1200m | 0:11.26 1200m | 1:25.60 [12] (0:14.19) | 1:11.41 [10] (0:11.26) | 1:00.15 [10] (0:12.01) | 0:48.14 [10] (0:12.44) | 0:35.70 [10] (0:12.05) | 0:23.65 [10] (0:11.37) | 0:35.70 | +5 |
| 13 | 2 | RONLEE GAL Angela Jones | 1 | 65.7 1200m | 0:11.30 1200m | 1:25.74 [13] (0:14.20) | 1:11.54 [11] (0:11.30) | 1:00.24 [11] (0:12.03) | 0:48.21 [11] (0:12.47) | 0:35.74 [11] (0:12.06) | 0:23.68 [12] (0:11.54) | 0:35.74 | -1 |

Scratched: Milagro (#13)

[] Ranking at each section and finish
 -:-:- No data available at this section
 NA No data available

SCN Saddle cloth number
 DNF Did not finish
 DNT Did not track



Sunshine Coast QLD Professional
Race 5: Dave Masters Memorial Fillies & Mares BenchMark 62 Handicap
- 1400m
13 October 2023 - 19:30



Track Rating: Good 4, Weather: Fine, Rail Position: +8m

| Section | | | | | | | 200m | | | Last 600m |
|-------------|-----|-----------------------|---------|------------------|-----------------|--------------|-----------|--|------------------------|-----------|
| Field Times | | | | | | | 0:12.01 | | | 0:35.36 |
| | | | | | | | (0:12.01) | | | |
| Rank | TAB | Horse/Jockey | Barrier | Top Speed [km/h] | Fastest Section | Margin | | | Distance Travelled [m] | |
| 1 | 9 | TOJAKI | 14 | 68.5 | 0:11.11 | 0:12.01 [1] | 1:24.33 | | 0:35.36 | |
| | | Jake Bayliss | | Overall | 1200m | (0:12.01) | | | | |
| 2 | 3 | BRAVE MASO | 10 | 66.4 | 0:11.30 | 0:11.98 [3] | 2L | | 0:35.42 +0 | |
| | | Jasper Franklin | | 1200m | 1200m | (0:11.98) | | | | |
| 3 | 4 | MILIARENSE | 11 | 66.5 | 0:11.28 | 0:12.31 [2] | 3L | | 0:35.79 +0 | |
| | | Samantha Collett | | Overall | 1200m | (0:12.31) | | | | |
| 4 | 6 | BETTER YET | 7 | 65.0 | 0:11.33 | 0:12.18 [5] | 4L | | 0:35.70 +0 | |
| | | Emily Lang | | 1200m | 1200m | (0:12.18) | | | | |
| 5 | 14 | KABOOM | 6 | 66.6 | 0:11.20 | 0:12.28 [4] | 4.4L | | 0:35.94 +3 | |
| | | Tiffani Brooker | | Overall | 1200m | (0:12.28) | | | | |
| 6 | 11 | SHEZA SNIPER | 3 | 65.4 | 0:11.30 | 0:12.13 [6] | 4.6L | | 0:35.82 +1 | |
| | | Tahlia Fenlon | | 1200m | 1200m | (0:12.13) | | | | |
| 7 | 5 | SPIRIT'S CHARM | 4 | 65.2 | 0:11.33 | 0:12.13 [7] | 4.8L | | 0:35.62 +1 | |
| | | Nathan Fazackerley | | 1200m | 1200m | (0:12.13) | | | | |
| 8 | 8 | PREFER US | 9 | 65.6 | 0:11.26 | 0:12.03 [8] | 5.2L | | 0:35.46 +4 | |
| | | James Orman | | Overall | 1200m | (0:12.03) | | | | |
| 9 | 12 | ECHO HUNTER | 8 | 64.2 | 0:11.39 | 0:11.99 [11] | 5.5L | | 0:35.31 +0 | |
| | | Blake Spriggs | | 1200m | 400m | (0:11.99) | | | | |
| 10 | 1 | KIKI COCO | 2 | 65.2 | 0:11.36 | 0:12.08 [10] | 5.8L | | 0:35.69 -2 | |
| | | Olivia Webb | | 1200m | 1200m | (0:12.08) | | | | |

Scratched: Milagro (#13)

[] Ranking at each section and finish
 -:-:- No data available at this section
 NA No data available

SCN Saddle cloth number
 DNF Did not finish
 DNT Did not track



Sunshine Coast QLD Professional
Race 5: Dave Masters Memorial Fillies & Mares BenchMark 62 Handicap
- 1400m
13 October 2023 - 19:30



Track Rating: Good 4, Weather: Fine, Rail Position: +8m

| Section | | | | 200m | | | | Last 600m | | |
|-------------|-----|----------------------|---------|----------------------|-----------------|--------------|------|-----------|------------------------|----|
| Field Times | | | | 0:12.01 (0:12.01) | | | | 0:35.36 | | |
| Rank | TAB | Horse/Jockey | Barrier | Top Speed [km/h] | Fastest Section | Margin | | | Distance Travelled [m] | |
| 11 | 7 | CHAMPAGNE POP | 13 | 64.4 | 0:11.28 | 0:11.95 [12] | 5.9L | | 0:35.23 | +7 |
| | | Taylor Marshall | | 400m | 1200m | (0:11.95) | | | | |
| 12 | 10 | LUCKY BEAN | 5 | 65.7 | 0:11.26 | 0:12.28 [9] | 6.4L | | 0:35.70 | +5 |
| | | Cejay Graham | | 1200m | 1200m | (0:12.28) | | | | |
| 13 | 2 | RONLEE GAL | 1 | 65.7 | 0:11.30 | 0:12.14 [13] | 7.2L | | 0:35.74 | -1 |
| | | Angela Jones | | 1200m | 1200m | (0:12.14) | | | | |

Scratched: Milagro (#13)

[] Ranking at each section and finish
 -:-:-:- No data available at this section
 NA No data available

SCN Saddle cloth number
 DNF Did not finish
 DNT Did not track



| | |
|--------------------------------|-----------------|
| Horse/Jockey Name | Tojaki |
| Final Rank | 1 |
| Fastest Section Time (Section) | 0:11.11 (1200m) |
| Top Speed [km/h] (Section) | 68.5 (Overall) |
| Race State | Finished |



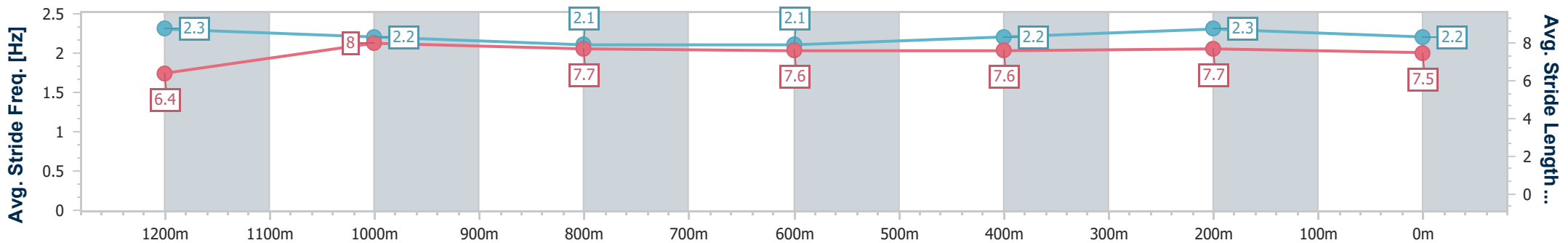
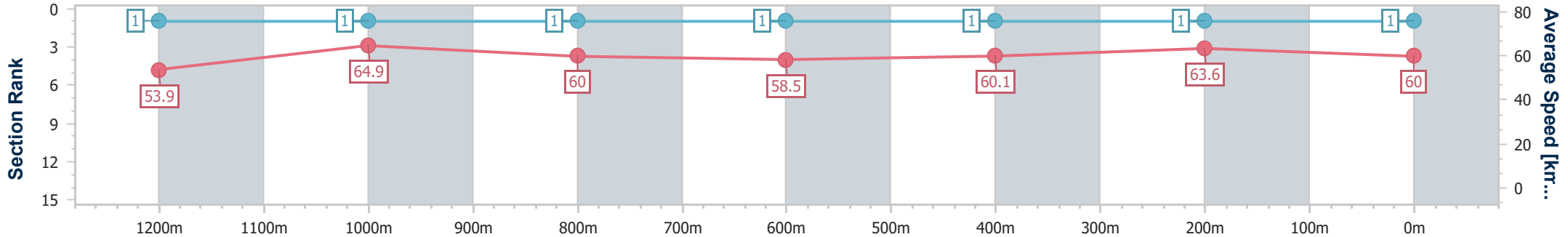
Sunshine Coast QLD Professional
Race 5: Dave Masters Memorial Fillies & Mares BenchMark 62
Handicap - 1400m



13 October 2023 - 19:30

Track Rating: Good 4, Weather: Fine, Rail Position: +8m

| Section | Overall | 1200m | 1000m | 800m | 600m | 400m | 200m |
|------------------------|--------------------------|--------------------------|--------------------------|--------------------------|--------------------------|--------------------------|--------------------------|
| Section Times | 1:24.33 [1] (0:13.37) | 1:10.96 [1] (0:11.11) | 0:59.85 [1] (0:12.05) | 0:47.80 [1] (0:12.44) | 0:35.36 [1] (0:12.02) | 0:23.34 [1] (0:11.33) | 0:12.01 [1] (0:12.01) |
| Average Speed [km/h] | 53.9 | 64.9 | 60.0 | 58.5 | 60.1 | 63.6 | 60.0 |
| Top Speed [km/h] | 68.5 | 67.1 | 63.1 | 59.0 | 62.2 | 64.7 | 62.9 |
| Avg. Dist. to Rail [m] | 10.6 | 3.8 | 2.1 | 1.9 | 0.8 | 0.8 | 0.3 |
| Avg. Stride Freq. [Hz] | 2.3 | 2.2 | 2.1 | 2.1 | 2.2 | 2.3 | 2.2 |
| Avg. Stride Length [m] | 6.4 | 8.0 | 7.7 | 7.6 | 7.6 | 7.7 | 7.5 |



- [] Ranking at each section and finish
- .-.- No data available at this section
- NA No data available



| | |
|--------------------------------|-----------------|
| Horse/Jockey Name | Brave Maso |
| Final Rank | 2 |
| Fastest Section Time (Section) | 0:11.30 (1200m) |
| Top Speed [km/h] (Section) | 66.4 (1200m) |
| Race State | Finished |



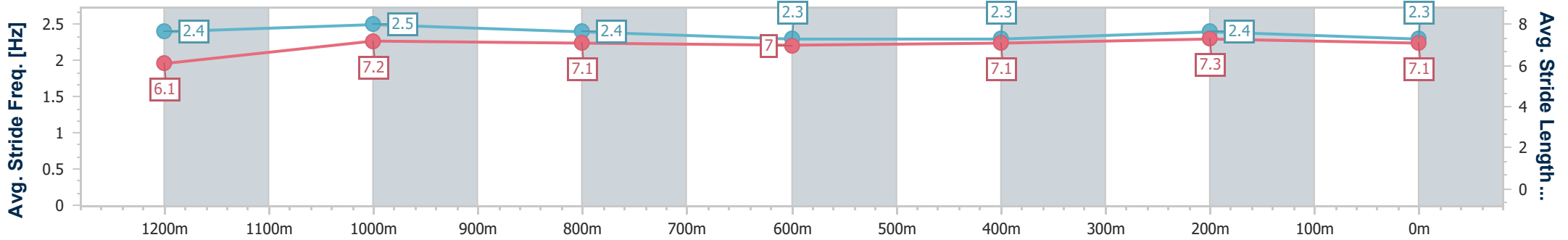
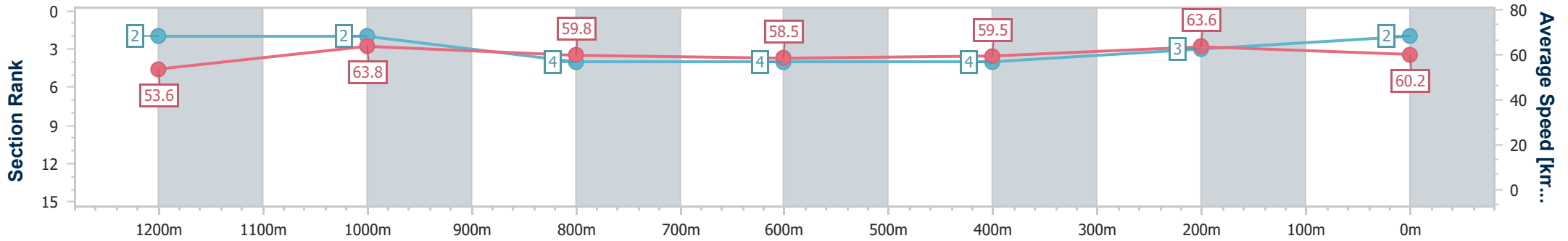
Sunshine Coast QLD Professional
 Race 5: Dave Masters Memorial Fillies & Mares BenchMark 62
 Handicap - 1400m



13 October 2023 - 19:30

Track Rating: Good 4, Weather: Fine, Rail Position: +8m

| Section | Overall | 1200m | 1000m | 800m | 600m | 400m | 200m |
|------------------------|--------------------------|--------------------------|--------------------------|--------------------------|--------------------------|--------------------------|--------------------------|
| Section Times | 1:24.67 [2] (0:13.43) | 1:11.24 [2] (0:11.30) | 0:59.94 [2] (0:12.10) | 0:47.84 [4] (0:12.42) | 0:35.42 [4] (0:12.13) | 0:23.29 [4] (0:11.31) | 0:11.98 [3] (0:11.98) |
| Average Speed [km/h] | 53.6 | 63.8 | 59.8 | 58.5 | 59.5 | 63.6 | 60.2 |
| Top Speed [km/h] | 66.4 | 66.4 | 63.0 | 59.7 | 61.6 | 65.0 | 62.4 |
| Avg. Dist. to Rail [m] | 7.9 | 3.2 | 2.0 | 1.2 | 0.6 | 0.3 | 0.8 |
| Avg. Stride Freq. [Hz] | 2.4 | 2.5 | 2.4 | 2.3 | 2.3 | 2.4 | 2.3 |
| Avg. Stride Length [m] | 6.1 | 7.2 | 7.1 | 7.0 | 7.1 | 7.3 | 7.1 |



- [] Ranking at each section and finish
- .-.- No data available at this section
- NA No data available



| | |
|--------------------------------|-----------------|
| Horse/Jockey Name | Miliarene |
| Final Rank | 3 |
| Fastest Section Time (Section) | 0:11.28 (1200m) |
| Top Speed [km/h] (Section) | 66.5 (Overall) |
| Race State | Finished |



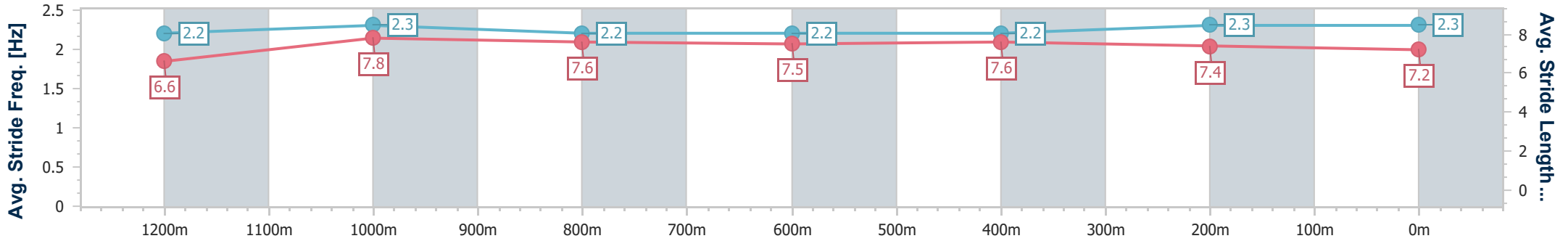
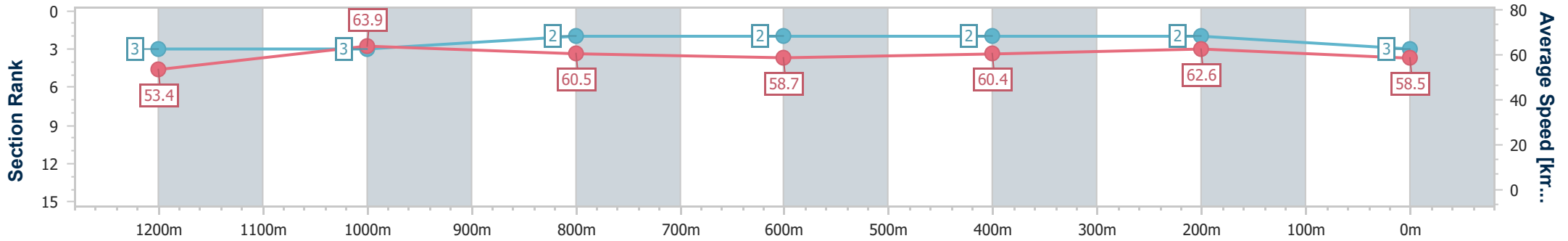
Sunshine Coast QLD Professional
Race 5: Dave Masters Memorial Fillies & Mares BenchMark 62
Handicap - 1400m



13 October 2023 - 19:30

Track Rating: Good 4, Weather: Fine, Rail Position: +8m

| Section | Overall | 1200m | 1000m | 800m | 600m | 400m | 200m |
|------------------------|--------------------------|--------------------------|--------------------------|--------------------------|--------------------------|--------------------------|--------------------------|
| Section Times | 1:24.85 [3] (0:13.47) | 1:11.38 [3] (0:11.28) | 1:00.10 [3] (0:11.97) | 0:48.13 [2] (0:12.34) | 0:35.79 [2] (0:11.97) | 0:23.82 [2] (0:11.51) | 0:12.31 [2] (0:12.31) |
| Average Speed [km/h] | 53.4 | 63.9 | 60.5 | 58.7 | 60.4 | 62.6 | 58.5 |
| Top Speed [km/h] | 66.5 | 65.7 | 62.3 | 59.3 | 61.7 | 64.0 | 61.7 |
| Avg. Dist. to Rail [m] | 8.9 | 2.5 | 1.9 | 1.2 | 0.8 | 1.2 | 0.9 |
| Avg. Stride Freq. [Hz] | 2.2 | 2.3 | 2.2 | 2.2 | 2.2 | 2.3 | 2.3 |
| Avg. Stride Length [m] | 6.6 | 7.8 | 7.6 | 7.5 | 7.6 | 7.4 | 7.2 |



- [] Ranking at each section and finish
- .-.- No data available at this section
- NA No data available



| | |
|--------------------------------|-----------------|
| Horse/Jockey Name | Better Yet |
| Final Rank | 4 |
| Fastest Section Time (Section) | 0:11.33 (1200m) |
| Top Speed [km/h] (Section) | 65.0 (1200m) |
| Race State | Finished |



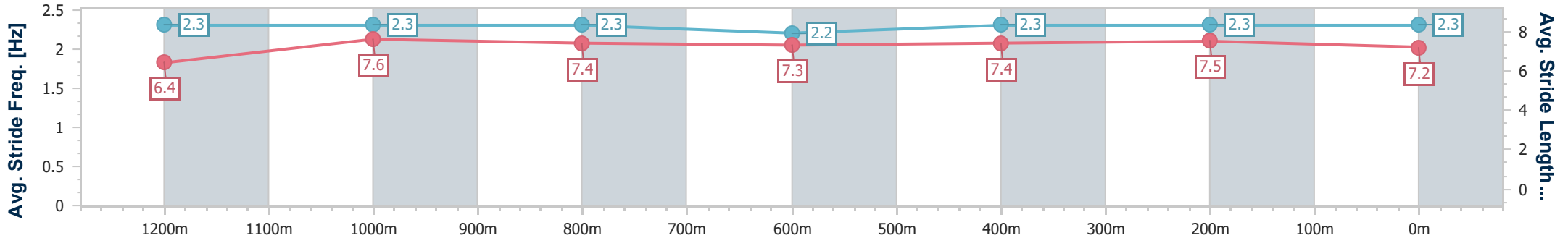
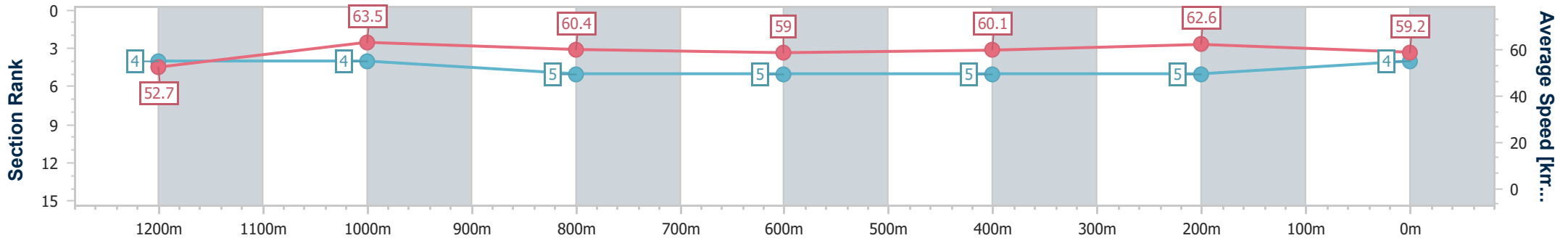
Sunshine Coast QLD Professional
 Race 5: Dave Masters Memorial Fillies & Mares BenchMark 62
 Handicap - 1400m



13 October 2023 - 19:30

Track Rating: Good 4, Weather: Fine, Rail Position: +8m

| Section | Overall | 1200m | 1000m | 800m | 600m | 400m | 200m |
|------------------------|--------------------------|--------------------------|--------------------------|--------------------------|--------------------------|--------------------------|--------------------------|
| Section Times | 1:25.04 [4] (0:13.67) | 1:11.37 [4] (0:11.33) | 1:00.04 [4] (0:12.01) | 0:48.03 [5] (0:12.33) | 0:35.70 [5] (0:12.04) | 0:23.66 [5] (0:11.48) | 0:12.18 [5] (0:12.18) |
| Average Speed [km/h] | 52.7 | 63.5 | 60.4 | 59.0 | 60.1 | 62.6 | 59.2 |
| Top Speed [km/h] | 64.7 | 65.0 | 62.6 | 60.4 | 62.1 | 63.2 | 61.4 |
| Avg. Dist. to Rail [m] | 5.7 | 3.2 | 2.6 | 1.7 | 0.8 | 1.2 | 1.3 |
| Avg. Stride Freq. [Hz] | 2.3 | 2.3 | 2.3 | 2.2 | 2.3 | 2.3 | 2.3 |
| Avg. Stride Length [m] | 6.4 | 7.6 | 7.4 | 7.3 | 7.4 | 7.5 | 7.2 |



- [] Ranking at each section and finish
- .-.- No data available at this section
- NA No data available



| | |
|--------------------------------|-----------------|
| Horse/Jockey Name | Kaboom |
| Final Rank | 5 |
| Fastest Section Time (Section) | 0:11.20 (1200m) |
| Top Speed [km/h] (Section) | 66.6 (Overall) |
| Race State | Finished |



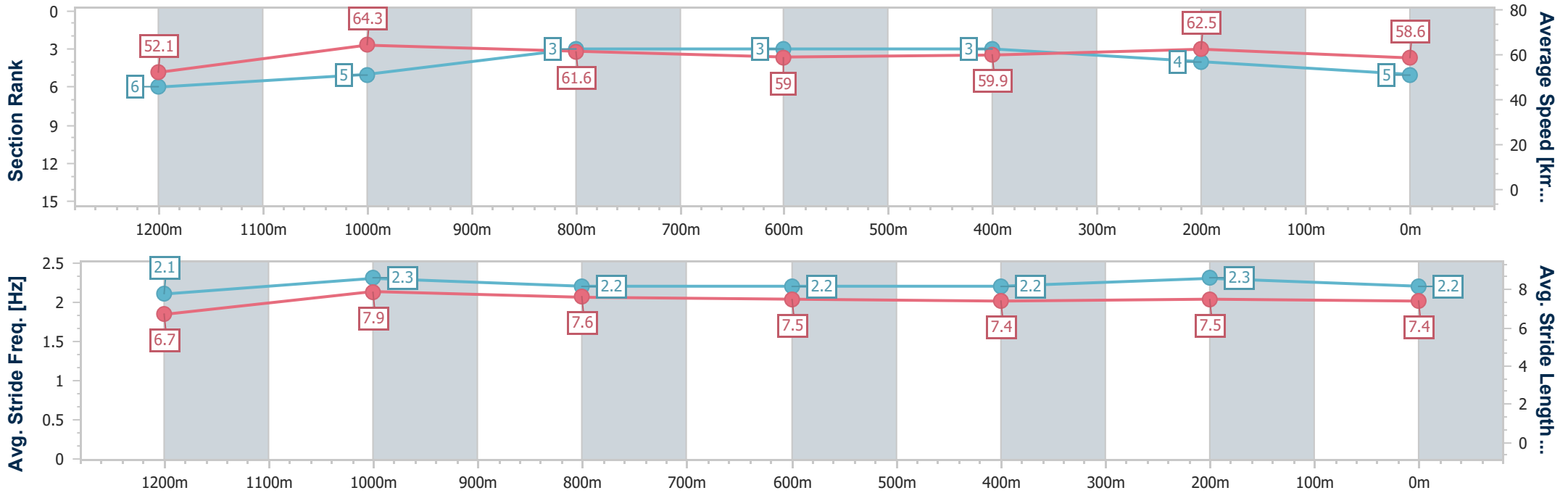
Sunshine Coast QLD Professional
Race 5: Dave Masters Memorial Fillies & Mares BenchMark 62
Handicap - 1400m



13 October 2023 - 19:30

Track Rating: Good 4, Weather: Fine, Rail Position: +8m

| Section | Overall | 1200m | 1000m | 800m | 600m | 400m | 200m |
|------------------------|--------------------------|--------------------------|--------------------------|--------------------------|--------------------------|--------------------------|--------------------------|
| Section Times | 1:25.13 [5] (0:13.81) | 1:11.32 [6] (0:11.20) | 1:00.12 [5] (0:11.81) | 0:48.31 [3] (0:12.37) | 0:35.94 [3] (0:12.15) | 0:23.79 [3] (0:11.51) | 0:12.28 [4] (0:12.28) |
| Average Speed [km/h] | 52.1 | 64.3 | 61.6 | 59.0 | 59.9 | 62.5 | 58.6 |
| Top Speed [km/h] | 66.6 | 65.6 | 64.3 | 60.0 | 61.8 | 63.2 | 61.2 |
| Avg. Dist. to Rail [m] | 5.4 | 3.5 | 3.2 | 2.6 | 1.8 | 2.1 | 2.9 |
| Avg. Stride Freq. [Hz] | 2.1 | 2.3 | 2.2 | 2.2 | 2.2 | 2.3 | 2.2 |
| Avg. Stride Length [m] | 6.7 | 7.9 | 7.6 | 7.5 | 7.4 | 7.5 | 7.4 |



- [] Ranking at each section and finish
- .-.-.- No data available at this section
- NA No data available



| | |
|--------------------------------|-----------------|
| Horse/Jockey Name | Sheza Sniper |
| Final Rank | 6 |
| Fastest Section Time (Section) | 0:11.30 (1200m) |
| Top Speed [km/h] (Section) | 65.4 (1200m) |
| Race State | Finished |



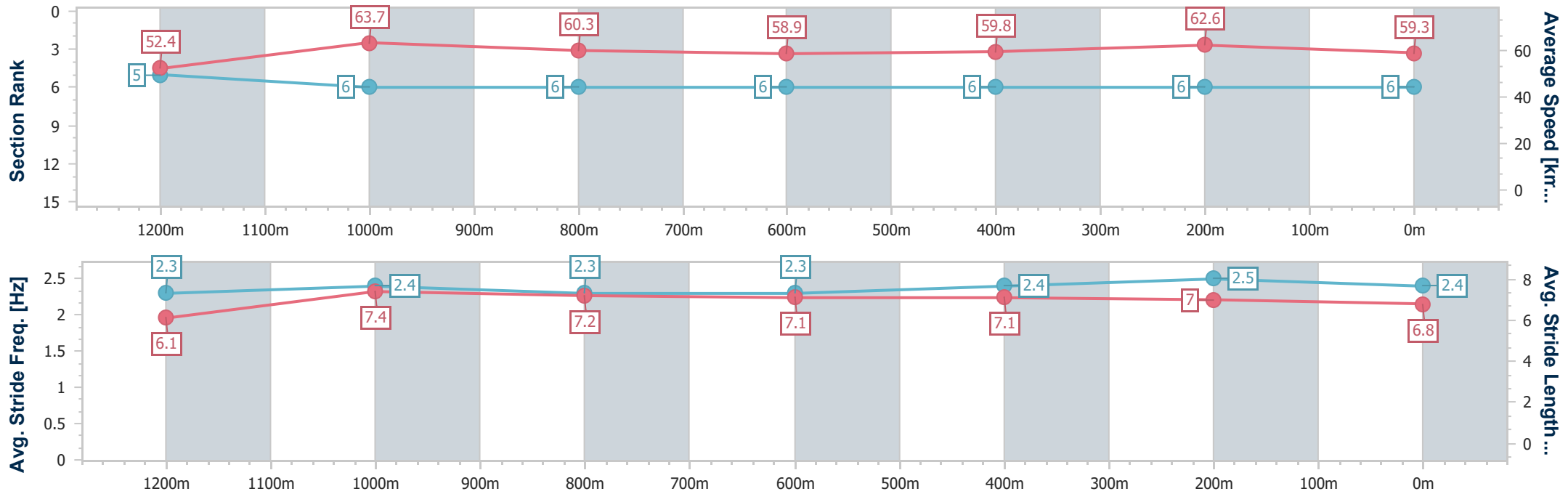
Sunshine Coast QLD Professional
Race 5: Dave Masters Memorial Fillies & Mares BenchMark 62
Handicap - 1400m



13 October 2023 - 19:30

Track Rating: Good 4, Weather: Fine, Rail Position: +8m

| Section | Overall | 1200m | 1000m | 800m | 600m | 400m | 200m |
|------------------------|--------------------------|--------------------------|--------------------------|--------------------------|--------------------------|--------------------------|--------------------------|
| Section Times | 1:25.19 [6] (0:13.76) | 1:11.43 [5] (0:11.30) | 1:00.13 [6] (0:11.99) | 0:48.14 [6] (0:12.32) | 0:35.82 [6] (0:12.17) | 0:23.65 [6] (0:11.52) | 0:12.13 [6] (0:12.13) |
| Average Speed [km/h] | 52.4 | 63.7 | 60.3 | 58.9 | 59.8 | 62.6 | 59.3 |
| Top Speed [km/h] | 65.3 | 65.4 | 63.0 | 60.7 | 62.0 | 63.2 | 62.0 |
| Avg. Dist. to Rail [m] | 2.9 | 2.6 | 1.6 | 1.5 | 1.9 | 2.3 | 0.5 |
| Avg. Stride Freq. [Hz] | 2.3 | 2.4 | 2.3 | 2.3 | 2.4 | 2.5 | 2.4 |
| Avg. Stride Length [m] | 6.1 | 7.4 | 7.2 | 7.1 | 7.1 | 7.0 | 6.8 |



- [] Ranking at each section and finish
- .-.- No data available at this section
- NA No data available



| | |
|--------------------------------|-----------------|
| Horse/Jockey Name | Spirit's Charm |
| Final Rank | 7 |
| Fastest Section Time (Section) | 0:11.33 (1200m) |
| Top Speed [km/h] (Section) | 65.2 (1200m) |
| Race State | Finished |



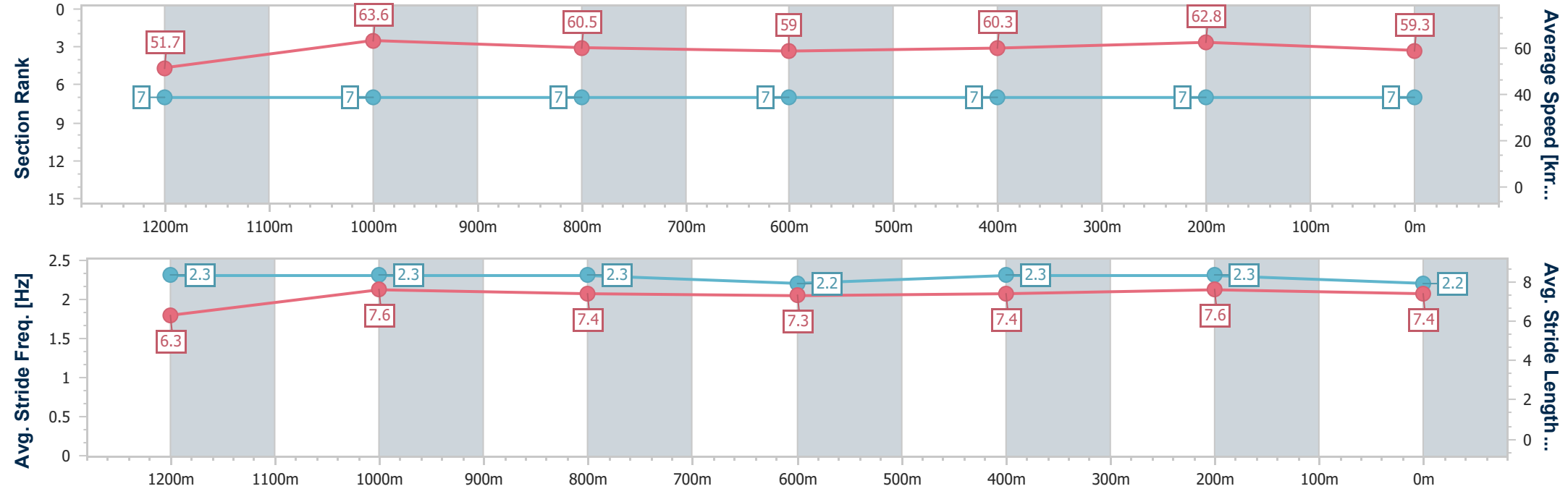
Sunshine Coast QLD Professional
 Race 5: Dave Masters Memorial Fillies & Mares BenchMark 62
 Handicap - 1400m



13 October 2023 - 19:30

Track Rating: Good 4, Weather: Fine, Rail Position: +8m

| Section | Overall | 1200m | 1000m | 800m | 600m | 400m | 200m | | | | | | | |
|------------------------|--------------------------|--------------------------|--------------------------|--------------------------|--------------------------|--------------------------|--------------------------|--|--|--|--|--|--|--|
| Section Times | 1:25.21 [7] (0:13.94) | 1:11.27 [7] (0:11.33) | 0:59.94 [7] (0:11.98) | 0:47.96 [7] (0:12.34) | 0:35.62 [7] (0:12.03) | 0:23.59 [7] (0:11.46) | 0:12.13 [7] (0:12.13) | | | | | | | |
| Average Speed [km/h] | 51.7 | 63.6 | 60.5 | 59.0 | 60.3 | 62.8 | 59.3 | | | | | | | |
| Top Speed [km/h] | 65.1 | 65.2 | 62.1 | 60.3 | 62.0 | 63.6 | 61.3 | | | | | | | |
| Avg. Dist. to Rail [m] | 2.9 | 2.5 | 2.8 | 1.9 | 1.2 | 1.9 | 2.2 | | | | | | | |
| Avg. Stride Freq. [Hz] | 2.3 | 2.3 | 2.3 | 2.2 | 2.3 | 2.3 | 2.2 | | | | | | | |
| Avg. Stride Length [m] | 6.3 | 7.6 | 7.4 | 7.3 | 7.4 | 7.6 | 7.4 | | | | | | | |



- [] Ranking at each section and finish
- .-.- No data available at this section
- NA No data available



| | |
|--------------------------------|-----------------|
| Horse/Jockey Name | Prefer Us |
| Final Rank | 8 |
| Fastest Section Time (Section) | 0:11.26 (1200m) |
| Top Speed [km/h] (Section) | 65.6 (Overall) |
| Race State | Finished |



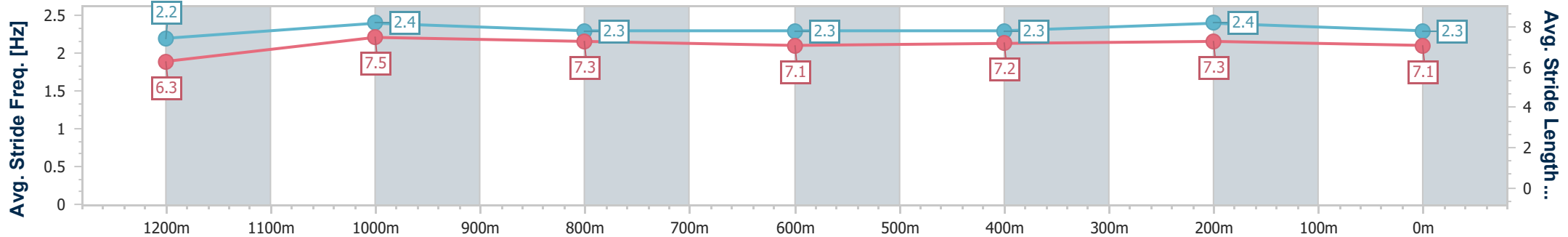
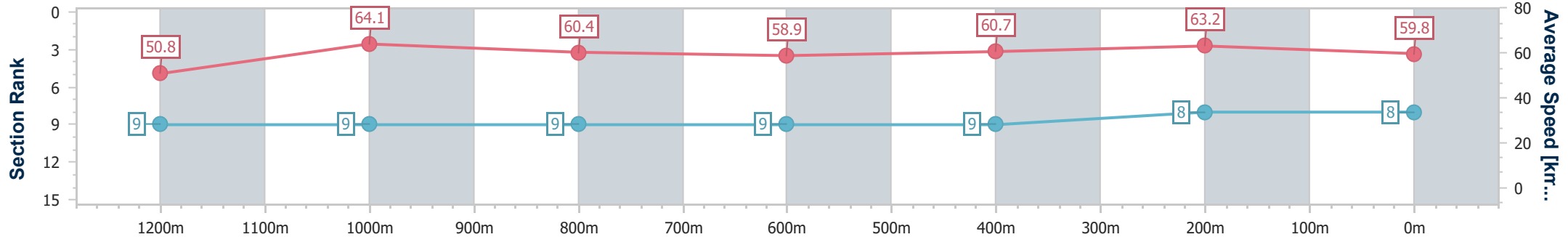
Sunshine Coast QLD Professional
Race 5: Dave Masters Memorial Fillies & Mares BenchMark 62
Handicap - 1400m



13 October 2023 - 19:30

Track Rating: Good 4, Weather: Fine, Rail Position: +8m

| Section | Overall | 1200m | 1000m | 800m | 600m | 400m | 200m |
|------------------------|--------------------------|--------------------------|--------------------------|--------------------------|--------------------------|--------------------------|--------------------------|
| Section Times | 1:25.31 [8] (0:14.16) | 1:11.15 [9] (0:11.26) | 0:59.89 [9] (0:12.02) | 0:47.87 [9] (0:12.41) | 0:35.46 [9] (0:12.02) | 0:23.44 [9] (0:11.41) | 0:12.03 [8] (0:12.03) |
| Average Speed [km/h] | 50.8 | 64.1 | 60.4 | 58.9 | 60.7 | 63.2 | 59.8 |
| Top Speed [km/h] | 65.6 | 65.4 | 62.9 | 62.6 | 61.5 | 63.9 | 63.0 |
| Avg. Dist. to Rail [m] | 6.8 | 3.1 | 3.0 | 2.6 | 2.3 | 4.1 | 5.1 |
| Avg. Stride Freq. [Hz] | 2.2 | 2.4 | 2.3 | 2.3 | 2.3 | 2.4 | 2.3 |
| Avg. Stride Length [m] | 6.3 | 7.5 | 7.3 | 7.1 | 7.2 | 7.3 | 7.1 |



- [] Ranking at each section and finish
- .-.- No data available at this section
- NA No data available



| | |
|--------------------------------|----------------|
| Horse/Jockey Name | Echo Hunter |
| Final Rank | 9 |
| Fastest Section Time (Section) | 0:11.39 (400m) |
| Top Speed [km/h] (Section) | 64.2 (1200m) |
| Race State | Finished |



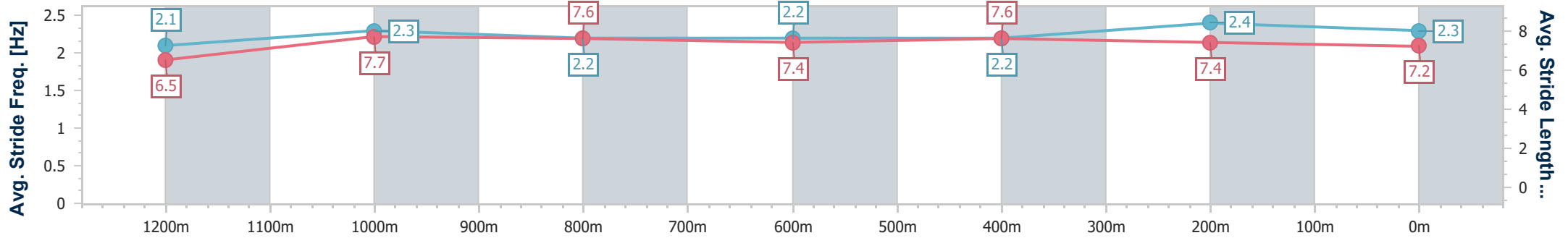
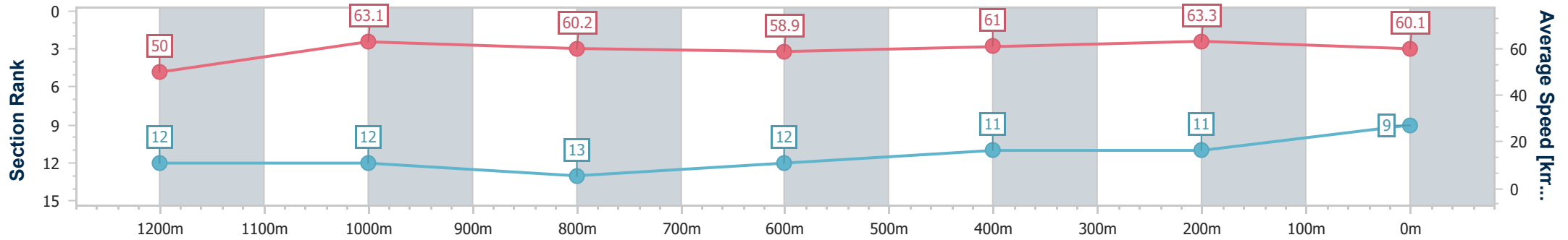
Sunshine Coast QLD Professional
Race 5: Dave Masters Memorial Fillies & Mares BenchMark 62
Handicap - 1400m



13 October 2023 - 19:30

Track Rating: Good 4, Weather: Fine, Rail Position: +8m

| Section | Overall | 1200m | 1000m | 800m | 600m | 400m | 200m |
|------------------------|--------------------------|---------------------------|---------------------------|---------------------------|---------------------------|---------------------------|---------------------------|
| Section Times | 1:25.39 [9] (0:14.42) | 1:10.97 [12] (0:11.42) | 0:59.55 [12] (0:12.02) | 0:47.53 [13] (0:12.22) | 0:35.31 [12] (0:11.93) | 0:23.38 [11] (0:11.39) | 0:11.99 [11] (0:11.99) |
| Average Speed [km/h] | 50.0 | 63.1 | 60.2 | 58.9 | 61.0 | 63.3 | 60.1 |
| Top Speed [km/h] | 62.9 | 64.2 | 61.4 | 62.0 | 62.2 | 63.9 | 62.0 |
| Avg. Dist. to Rail [m] | 5.1 | 2.0 | 1.9 | 0.2 | 1.8 | 4.9 | 6.1 |
| Avg. Stride Freq. [Hz] | 2.1 | 2.3 | 2.2 | 2.2 | 2.2 | 2.4 | 2.3 |
| Avg. Stride Length [m] | 6.5 | 7.7 | 7.6 | 7.4 | 7.6 | 7.4 | 7.2 |



- [] Ranking at each section and finish
- .-.- No data available at this section
- NA No data available



| | |
|--------------------------------|-----------------|
| Horse/Jockey Name | Kiki Coco |
| Final Rank | 10 |
| Fastest Section Time (Section) | 0:11.36 (1200m) |
| Top Speed [km/h] (Section) | 65.2 (1200m) |
| Race State | Finished |



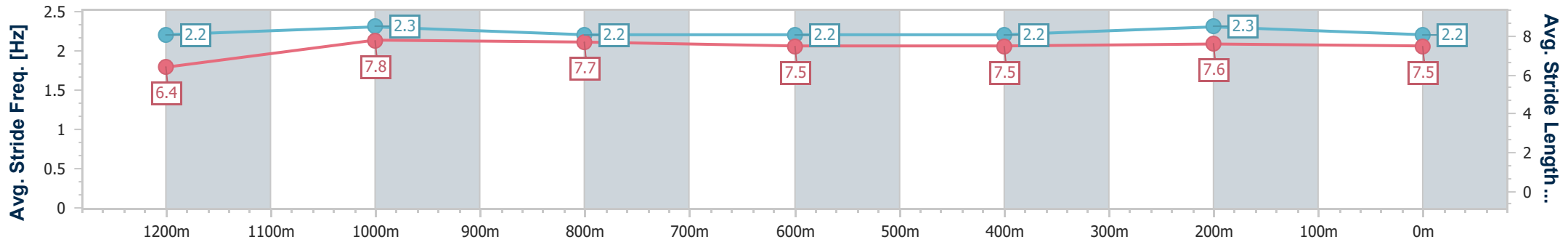
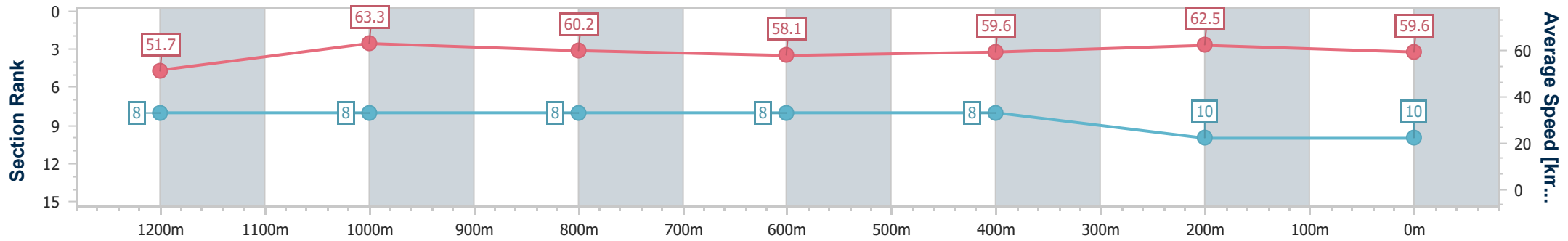
Sunshine Coast QLD Professional
 Race 5: Dave Masters Memorial Fillies & Mares BenchMark 62
 Handicap - 1400m



13 October 2023 - 19:30

Track Rating: Good 4, Weather: Fine, Rail Position: +8m

| Section | Overall | 1200m | 1000m | 800m | 600m | 400m | 200m |
|------------------------|---------------------------|--------------------------|--------------------------|--------------------------|--------------------------|--------------------------|---------------------------|
| Section Times | 1:25.45 [10] (0:13.94) | 1:11.51 [8] (0:11.36) | 1:00.15 [8] (0:12.02) | 0:48.13 [8] (0:12.44) | 0:35.69 [8] (0:12.09) | 0:23.60 [8] (0:11.52) | 0:12.08 [10] (0:12.08) |
| Average Speed [km/h] | 51.7 | 63.3 | 60.2 | 58.1 | 59.6 | 62.5 | 59.6 |
| Top Speed [km/h] | 64.9 | 65.2 | 62.1 | 59.5 | 61.4 | 63.1 | 62.5 |
| Avg. Dist. to Rail [m] | 0.8 | 1.2 | 1.3 | 0.8 | 0.2 | 1.2 | 0.8 |
| Avg. Stride Freq. [Hz] | 2.2 | 2.3 | 2.2 | 2.2 | 2.2 | 2.3 | 2.2 |
| Avg. Stride Length [m] | 6.4 | 7.8 | 7.7 | 7.5 | 7.5 | 7.6 | 7.5 |



- [] Ranking at each section and finish
- .-.- No data available at this section
- NA No data available



| | |
|--------------------------------|-----------------|
| Horse/Jockey Name | Champagne Pop |
| Final Rank | 11 |
| Fastest Section Time (Section) | 0:11.28 (1200m) |
| Top Speed [km/h] (Section) | 64.4 (400m) |
| Race State | Finished |



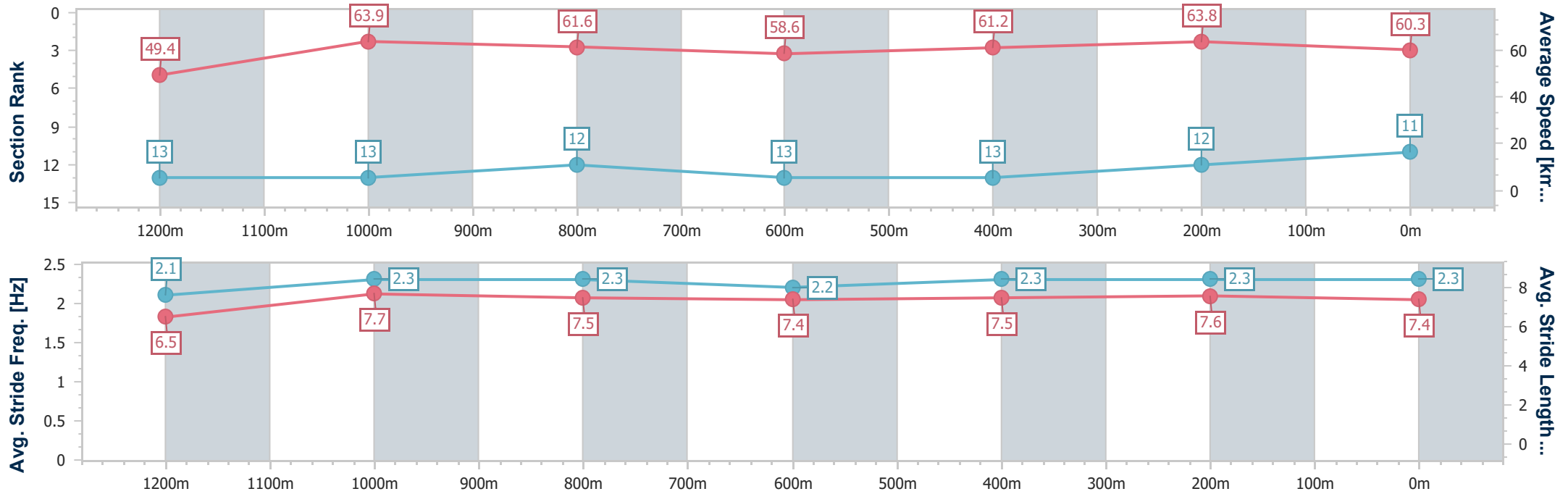
Sunshine Coast QLD Professional
Race 5: Dave Masters Memorial Fillies & Mares BenchMark 62
Handicap - 1400m



13 October 2023 - 19:30

Track Rating: Good 4, Weather: Fine, Rail Position: +8m

| Section | Overall | 1200m | 1000m | 800m | 600m | 400m | 200m |
|------------------------|---------------------------|---------------------------|---------------------------|---------------------------|---------------------------|---------------------------|---------------------------|
| Section Times | 1:25.48 [11] (0:14.58) | 1:10.90 [13] (0:11.28) | 0:59.62 [13] (0:11.82) | 0:47.80 [12] (0:12.57) | 0:35.23 [13] (0:12.00) | 0:23.23 [13] (0:11.28) | 0:11.95 [12] (0:11.95) |
| Average Speed [km/h] | 49.4 | 63.9 | 61.6 | 58.6 | 61.2 | 63.8 | 60.3 |
| Top Speed [km/h] | 63.7 | 64.3 | 63.3 | 60.3 | 62.6 | 64.4 | 63.2 |
| Avg. Dist. to Rail [m] | 6.9 | 2.4 | 3.3 | 4.1 | 3.4 | 2.5 | 1.1 |
| Avg. Stride Freq. [Hz] | 2.1 | 2.3 | 2.3 | 2.2 | 2.3 | 2.3 | 2.3 |
| Avg. Stride Length [m] | 6.5 | 7.7 | 7.5 | 7.4 | 7.5 | 7.6 | 7.4 |



- [] Ranking at each section and finish
- .-.- No data available at this section
- NA No data available



| | |
|--------------------------------|-----------------|
| Horse/Jockey Name | Lucky Bean |
| Final Rank | 12 |
| Fastest Section Time (Section) | 0:11.26 (1200m) |
| Top Speed [km/h] (Section) | 65.7 (1200m) |
| Race State | Finished |



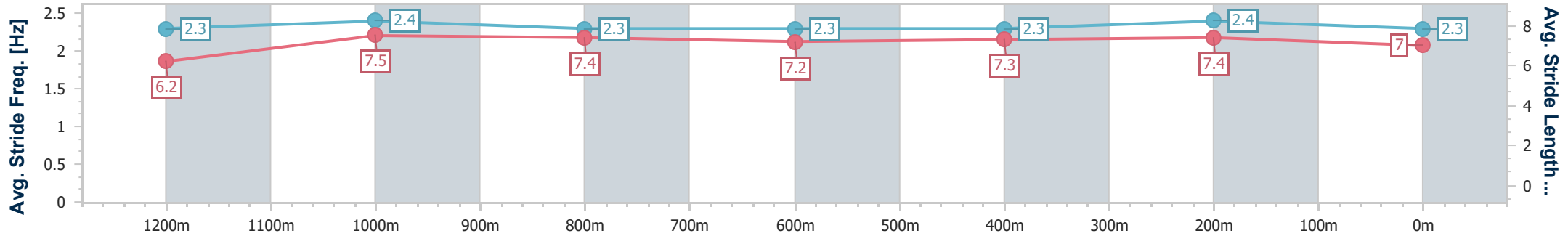
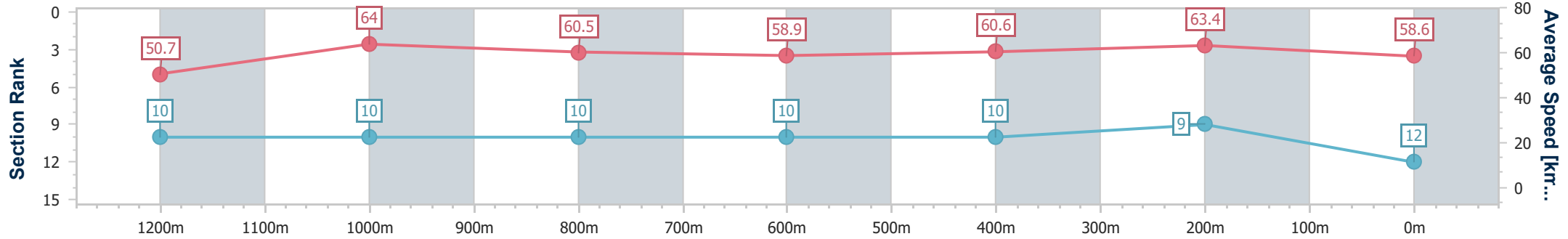
Sunshine Coast QLD Professional
Race 5: Dave Masters Memorial Fillies & Mares BenchMark 62
Handicap - 1400m



13 October 2023 - 19:30

Track Rating: Good 4, Weather: Fine, Rail Position: +8m

| Section | Overall | 1200m | 1000m | 800m | 600m | 400m | 200m |
|------------------------|---------------------------|---------------------------|---------------------------|---------------------------|---------------------------|---------------------------|--------------------------|
| Section Times | 1:25.60 [12] (0:14.19) | 1:11.41 [10] (0:11.26) | 1:00.15 [10] (0:12.01) | 0:48.14 [10] (0:12.44) | 0:35.70 [10] (0:12.05) | 0:23.65 [10] (0:11.37) | 0:12.28 [9] (0:12.28) |
| Average Speed [km/h] | 50.7 | 64.0 | 60.5 | 58.9 | 60.6 | 63.4 | 58.6 |
| Top Speed [km/h] | 64.0 | 65.7 | 62.8 | 61.6 | 63.1 | 64.3 | 61.4 |
| Avg. Dist. to Rail [m] | 4.7 | 2.8 | 2.9 | 3.1 | 2.7 | 3.8 | 3.7 |
| Avg. Stride Freq. [Hz] | 2.3 | 2.4 | 2.3 | 2.3 | 2.3 | 2.4 | 2.3 |
| Avg. Stride Length [m] | 6.2 | 7.5 | 7.4 | 7.2 | 7.3 | 7.4 | 7.0 |



- [] Ranking at each section and finish
- .-.- No data available at this section
- NA No data available



| | |
|--------------------------------|-----------------|
| Horse/Jockey Name | Ronlee Gal |
| Final Rank | 13 |
| Fastest Section Time (Section) | 0:11.30 (1200m) |
| Top Speed [km/h] (Section) | 65.7 (1200m) |
| Race State | Finished |



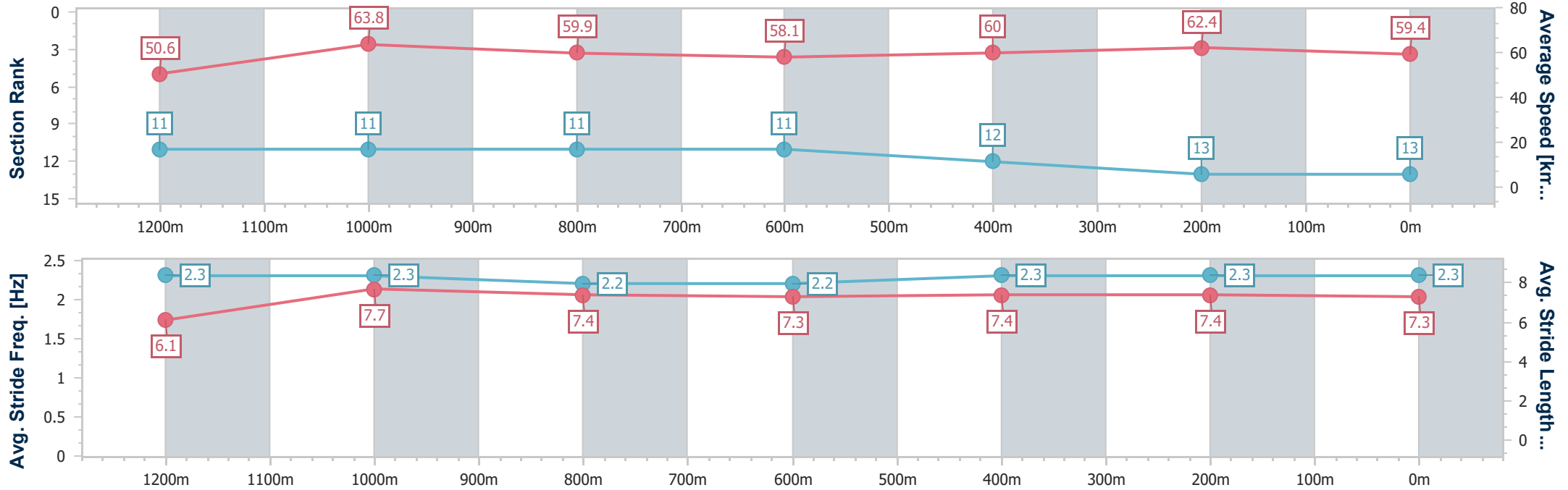
Sunshine Coast QLD Professional
Race 5: Dave Masters Memorial Fillies & Mares BenchMark 62
Handicap - 1400m



13 October 2023 - 19:30

Track Rating: Good 4, Weather: Fine, Rail Position: +8m

| Section | Overall | 1200m | 1000m | 800m | 600m | 400m | 200m |
|------------------------|---------------------------|---------------------------|---------------------------|---------------------------|---------------------------|---------------------------|---------------------------|
| Section Times | 1:25.74 [13] (0:14.20) | 1:11.54 [11] (0:11.30) | 1:00.24 [11] (0:12.03) | 0:48.21 [11] (0:12.47) | 0:35.74 [11] (0:12.06) | 0:23.68 [12] (0:11.54) | 0:12.14 [13] (0:12.14) |
| Average Speed [km/h] | 50.6 | 63.8 | 59.9 | 58.1 | 60.0 | 62.4 | 59.4 |
| Top Speed [km/h] | 65.6 | 65.7 | 61.2 | 60.9 | 62.2 | 63.9 | 62.0 |
| Avg. Dist. to Rail [m] | 0.4 | 0.3 | 0.4 | 0.8 | 1.2 | 1.6 | 0.4 |
| Avg. Stride Freq. [Hz] | 2.3 | 2.3 | 2.2 | 2.2 | 2.3 | 2.3 | 2.3 |
| Avg. Stride Length [m] | 6.1 | 7.7 | 7.4 | 7.3 | 7.4 | 7.4 | 7.3 |



- [] Ranking at each section and finish
- .-.- No data available at this section
- NA No data available