



# Sunshine Coast QLD Professional

## Race 1: Elevation Psychology Maiden Handicap - 2200m



13 October 2023 - 17:30

Track Rating: Good 4, Weather: Fine, Rail Position: +8m

Section		Overall	2000m	1800m	1600m	1400m	1200m	1000m	Last 600m					
Field Times		2:20.73 (0:16.38)	2:04.35 (0:11.99)	1:52.36 (0:12.75)	1:39.61 (0:12.46)	1:27.15 (0:12.62)	1:14.53 (0:12.35)	1:02.18 (0:12.66)	0:37.03					
Rank	TAB	Horse/Jockey	Barrier	Top Speed [km/h]	Fastest Section								Distance Travelled [m]	
1	1	<b>BID FOR FAME</b> James Orman	2	62.0	0:11.86	2:20.73 [1] (0:16.74)	2:03.99 [6] (0:12.02)	1:51.97 [5] (0:12.65)	1:39.32 [4] (0:12.44)	1:26.88 [4] (0:12.71)	1:14.17 [3] (0:12.37)	1:01.80 [3] (0:12.64)	0:36.74	
2	5	<b>CHASSAGNE</b> Cejay Graham	3	62.6	0:11.82	2:20.74 [2] (0:17.14)	2:03.60 [9] (0:12.02)	1:51.58 [7] (0:12.63)	1:38.95 [6] (0:12.43)	1:26.52 [6] (0:12.77)	1:13.75 [6] (0:12.18)	1:01.57 [6] (0:12.64)	0:36.56	+2
3	9	<b>CASSIE'S GIRL</b> Luke Tarrant	4	61.8	0:11.88	2:20.97 [3] (0:17.31)	2:03.66 [10] (0:12.33)	1:51.33 [10] (0:12.58)	1:38.75 [9] (0:12.41)	1:26.34 [8] (0:12.56)	1:13.78 [7] (0:12.32)	1:01.46 [7] (0:12.56)	0:36.48	+2
4	3	<b>NASSAU COUNTY</b> Taylor Marshall	9	62.5	0:12.04	2:21.14 [4] (0:16.55)	2:04.59 [4] (0:12.17)	1:52.42 [4] (0:12.81)	1:39.61 [5] (0:12.60)	1:27.01 [5] (0:12.82)	1:14.19 [5] (0:12.20)	1:01.99 [5] (0:12.62)	0:37.01	+9
5	10	<b>HUKA</b> Melea Castle	5	62.9	0:12.12	2:21.53 [5] (0:16.44)	2:05.09 [3] (0:12.12)	1:52.97 [2] (0:12.75)	1:40.22 [3] (0:12.52)	1:27.70 [3] (0:12.79)	1:14.91 [4] (0:12.32)	1:02.59 [4] (0:12.64)	0:37.51	+4
6	8	<b>ANOTHER DAZZLER</b> Karl Zechner	11	61.1	0:11.93	2:21.57 [6] (0:17.13)	2:04.44 [8] (0:12.36)	1:52.08 [9] (0:12.85)	1:39.23 [10] (0:12.66)	1:26.57 [10] (0:12.79)	1:13.78 [11] (0:12.55)	1:01.23 [11] (0:12.37)	0:36.45	+6
7	4	<b>BROOKLYN DASH</b> Damien Thornton	6	61.0	0:12.03	2:21.58 [7] (0:16.68)	2:04.90 [5] (0:12.35)	1:52.55 [6] (0:12.84)	1:39.71 [7] (0:12.59)	1:27.12 [7] (0:12.80)	1:14.32 [8] (0:12.32)	1:02.00 [8] (0:12.54)	0:37.14	+6
8	2	<b>WORD FROM ABOVE</b> Justin Huxtable	1	63.3	0:11.99	2:21.67 [8] (0:16.38)	2:05.29 [1] (0:11.99)	1:53.30 [1] (0:12.75)	1:40.55 [2] (0:12.46)	1:28.09 [2] (0:12.62)	1:15.47 [1] (0:12.35)	1:03.12 [1] (0:12.67)	0:37.97	+3
9	7	<b>TROUBLESHOOT</b> Samantha Collett	8	60.5	0:12.17	2:22.29 [9] (0:17.53)	2:04.76 [11] (0:12.32)	1:52.44 [11] (0:12.72)	1:39.72 [11] (0:12.45)	1:27.27 [11] (0:12.57)	1:14.70 [10] (0:12.36)	1:02.34 [9] (0:12.40)	0:37.48	+7
10	11	<b>MEDIEVAL CROWN</b> Olivia Webb	7	60.6	0:12.13	2:22.55 [10] (0:16.93)	2:05.62 [7] (0:12.23)	1:53.39 [7] (0:12.88)	1:40.51 [8] (0:12.64)	1:27.87 [9] (0:12.83)	1:15.04 [9] (0:12.48)	1:02.56 [10] (0:12.44)	0:37.69	+9

[ ] Ranking at each section and finish  
 -:-:- No data available at this section  
 NA No data available

SCN Saddle cloth number  
 DNF Did not finish  
 DNT Did not track



**Sunshine Coast QLD Professional**  
**Race 1: Elevation Psychology Maiden Handicap - 2200m**  
**13 October 2023 - 17:30**



Track Rating: Good 4, Weather: Fine, Rail Position: +8m

Section		Overall	2000m	1800m	1600m	1400m	1200m	1000m	Last 600m
Field Times		2:20.73 (0:16.38)	2:04.35 (0:11.99)	1:52.36 (0:12.75)	1:39.61 (0:12.46)	1:27.15 (0:12.62)	1:14.53 (0:12.35)	1:02.18 (0:12.66)	0:37.03

Rank	TAB	Horse/Jockey	Barrier	Top Speed [km/h]	Fastest Section								Distance Travelled [m]	
11	6	OUTA TAORMINA	10	63.9	0:12.23	2:25.57 [11]	2:09.15 [2]	1:56.92 [3]	1:44.45 [1]	1:31.99 [1]	1:19.35 [2]	1:07.02 [2]	0:41.69	+12
		Andrew Spinks		Overall	2000m	(0:16.42)	(0:12.23)	(0:12.47)	(0:12.46)	(0:12.64)	(0:12.33)	(0:12.66)		

[ ] Ranking at each section and finish  
 -:-:- No data available at this section  
 NA No data available

SCN Saddle cloth number  
 DNF Did not finish  
 DNT Did not track

13 October 2023 - 17:30

Track Rating: Good 4, Weather: Fine, Rail Position: +8m

Section										Last 600m		
Field Times				800m	600m	400m	200m			0:37.03		
				0:49.52 (0:12.49)	0:37.03 (0:12.06)	0:24.97 (0:12.14)	0:12.83 (0:12.83)					
Rank	TAB	Horse/Jockey	Barrier	Top Speed [km/h]	Fastest Section					Margin	Distance Travelled [m]	
1	1	<b>BID FOR FAME</b> James Orman	2	62.0 Overall	0:11.86 400m	0:49.16 [3] (0:12.42)	0:36.74 [3] (0:12.05)	0:24.69 [2] (0:11.86)	0:12.83 [1] (0:12.83)	2:20.73	0:36.74	
2	5	<b>CHASSAGNE</b> Cejay Graham	3	62.6 400m	0:11.82 400m	0:48.93 [6] (0:12.37)	0:36.56 [6] (0:12.17)	0:24.39 [3] (0:11.82)	0:12.57 [3] (0:12.57)	0.1L	0:36.56	+2
3	9	<b>CASSIE'S GIRL</b> Luke Tarrant	4	61.8 400m	0:11.88 400m	0:48.90 [7] (0:12.42)	0:36.48 [8] (0:12.19)	0:24.29 [8] (0:11.88)	0:12.41 [5] (0:12.41)	1.4L	0:36.48	+2
4	3	<b>NASSAU COUNTY</b> Taylor Marshall	9	62.5 Overall	0:12.04 400m	0:49.37 [5] (0:12.36)	0:37.01 [5] (0:12.23)	0:24.78 [4] (0:12.04)	0:12.74 [4] (0:12.74)	2.4L	0:37.01	+9
5	10	<b>HUKA</b> Melea Castle	5	62.9 Overall	0:12.12 2000m	0:49.95 [4] (0:12.44)	0:37.51 [4] (0:12.63)	0:24.88 [7] (0:12.14)	0:12.74 [7] (0:12.74)	4.7L	0:37.51	+4
6	8	<b>ANOTHER DAZZLER</b> Karl Zechner	11	61.1 400m	0:11.93 400m	0:48.86 [11] (0:12.41)	0:36.45 [11] (0:12.02)	0:24.43 [11] (0:11.93)	0:12.50 [8] (0:12.50)	4.9L	0:36.45	+6
7	4	<b>BROOKLYN DASH</b> Damien Thornton	6	61.0 Overall	0:12.03 400m	0:49.46 [8] (0:12.32)	0:37.14 [7] (0:12.18)	0:24.96 [6] (0:12.03)	0:12.93 [6] (0:12.93)	5L	0:37.14	+6
8	2	<b>WORD FROM ABOVE</b> Justin Huxtable	1	63.3 Overall	0:11.99 2000m	0:50.45 [2] (0:12.48)	0:37.97 [1] (0:12.06)	0:25.91 [1] (0:12.31)	0:13.60 [2] (0:13.60)	5.4L	0:37.97	+3
9	7	<b>TROUBLESHOOT</b> Samantha Collett	8	60.5 400m	0:12.17 400m	0:49.94 [9] (0:12.46)	0:37.48 [9] (0:12.24)	0:25.24 [10] (0:12.17)	0:13.07 [10] (0:13.07)	8.9L	0:37.48	+7
10	11	<b>MEDIEVAL CROWN</b> Olivia Webb	7	60.6 Overall	0:12.13 600m	0:50.12 [10] (0:12.43)	0:37.69 [10] (0:12.13)	0:25.56 [9] (0:12.21)	0:13.35 [9] (0:13.35)	10.4L	0:37.69	+9



**Sunshine Coast QLD Professional**  
**Race 1: Elevation Psychology Maiden Handicap - 2200m**  
**13 October 2023 - 17:30**



Track Rating: Good 4, Weather: Fine, Rail Position: +8m

Section		800m	600m	400m	200m	Last 600m				
Field Times		0:49.52 (0:12.49)	0:37.03 (0:12.06)	0:24.97 (0:12.14)	0:12.83 (0:12.83)	0:37.03				
Rank	TAB Horse/Jockey	Barrier	Top Speed [km/h]	Fastest Section	Margin				Distance Travelled [m]	
11	6 OUTA TAORMINA Andrew Spinks	10	63.9 Overall	0:12.23 2000m	0:54.36 [1] (0:12.67)	0:41.69 [2] (0:12.61)	0:29.08 [5] (0:13.10)	0:15.98 [11] (0:15.98)	27.9L	0:41.69 +12

[ ] Ranking at each section and finish  
 -:-:- No data available at this section  
 NA No data available

SCN Saddle cloth number  
 DNF Did not finish  
 DNT Did not track



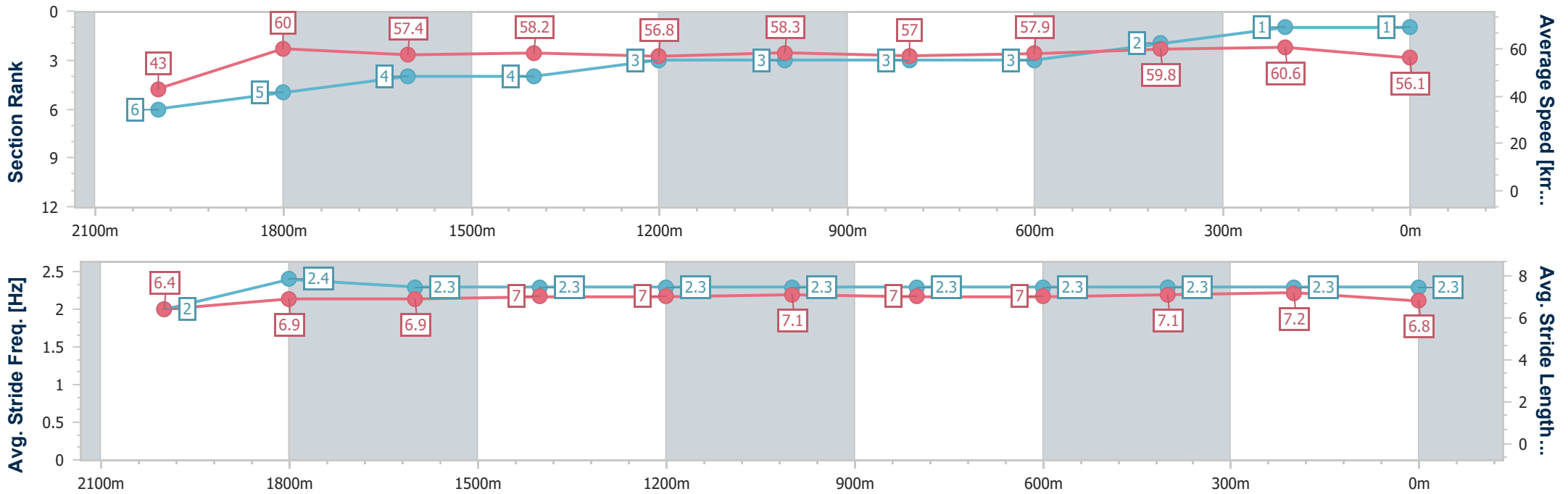
Horse/Jockey Name	Bid For Fame
Final Rank	1
Fastest Section Time (Section)	0:11.86 (400m)
Top Speed [km/h] (Section)	62.0 (Overall)
Race State	Finished



Sunshine Coast QLD Professional  
 Race 1: Elevation Psychology Maiden Handicap - 2200m  
 13 October 2023 - 17:30  
 Track Rating: Good 4, Weather: Fine, Rail Position: +8m



Section	Overall	2000m	1800m	1600m	1400m	1200m	1000m	800m	600m	400m	200m
Section Times	2:20.73 [1] (0:16.74)	2:03.99 [6] (0:12.02)	1:51.97 [5] (0:12.65)	1:39.32 [4] (0:12.44)	1:26.88 [4] (0:12.71)	1:14.17 [3] (0:12.37)	1:01.80 [3] (0:12.64)	0:49.16 [3] (0:12.42)	0:36.74 [3] (0:12.05)	0:24.69 [2] (0:11.86)	0:12.83 [1] (0:12.83)
Average Speed [km/h]	43.0	60.0	57.4	58.2	56.8	58.3	57.0	57.9	59.8	60.6	56.1
Top Speed [km/h]	62.0	61.8	58.3	59.3	58.5	59.2	58.5	59.2	60.7	61.5	58.5
Avg. Dist. to Rail [m]	22.4	0.7	1.6	1.2	1.2	1.3	0.9	0.2	0.4	2.1	3.0
Avg. Stride Freq. [Hz]	2.0	2.4	2.3	2.3	2.3	2.3	2.3	2.3	2.3	2.3	2.3
Avg. Stride Length [m]	6.4	6.9	6.9	7.0	7.0	7.1	7.0	7.0	7.1	7.2	6.8



- [ ] Ranking at each section and finish
- .-.- No data available at this section
- NA No data available



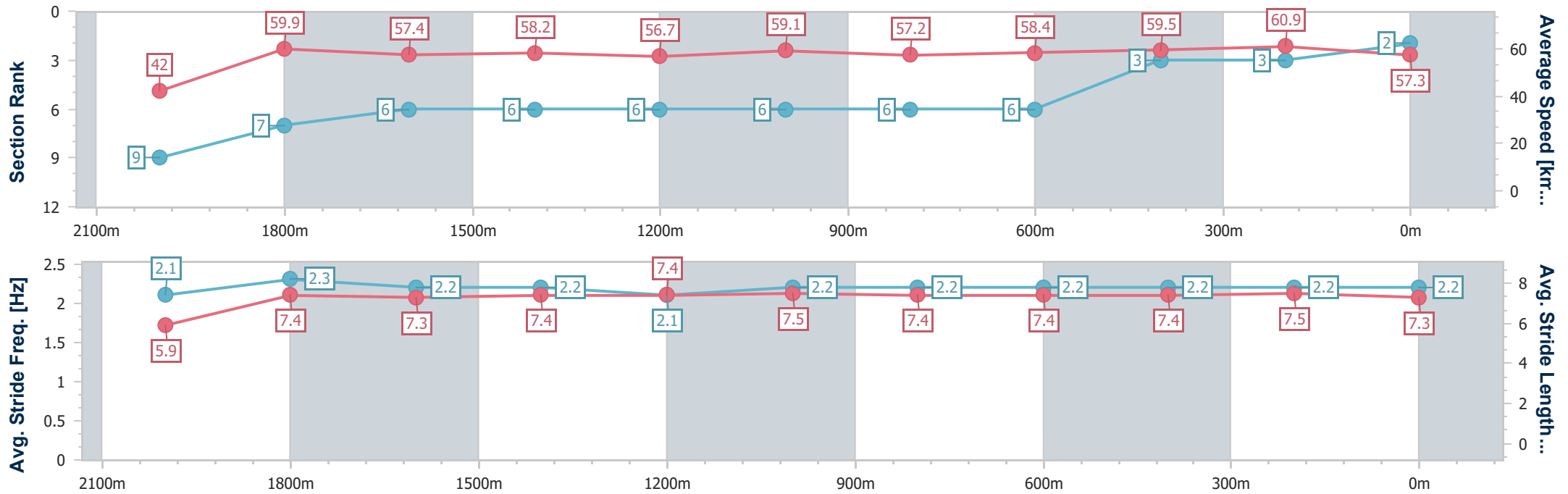
Horse/Jockey Name	Chassagne
Final Rank	2
Fastest Section Time (Section)	0:11.82 (400m)
Top Speed [km/h] (Section)	62.6 (400m)
Race State	Finished



Sunshine Coast QLD Professional  
 Race 1: Elevation Psychology Maiden Handicap - 2200m  
 13 October 2023 - 17:30  
 Track Rating: Good 4, Weather: Fine, Rail Position: +8m



Section	Overall	2000m	1800m	1600m	1400m	1200m	1000m	800m	600m	400m	200m
Section Times	2:20.74 [2] (0:17.14)	2:03.60 [9] (0:12.02)	1:51.58 [7] (0:12.63)	1:38.95 [6] (0:12.43)	1:26.52 [6] (0:12.77)	1:13.75 [6] (0:12.18)	1:01.57 [6] (0:12.64)	0:48.93 [6] (0:12.37)	0:36.56 [6] (0:12.17)	0:24.39 [3] (0:11.82)	0:12.57 [3] (0:12.57)
Average Speed [km/h]	42.0	59.9	57.4	58.2	56.7	59.1	57.2	58.4	59.5	60.9	57.3
Top Speed [km/h]	60.8	61.0	58.5	60.1	59.7	60.2	59.4	59.7	60.6	62.6	58.7
Avg. Dist. to Rail [m]	22.6	0.3	1.1	1.9	2.0	1.5	1.1	0.6	0.8	3.8	3.5
Avg. Stride Freq. [Hz]	2.1	2.3	2.2	2.2	2.1	2.2	2.2	2.2	2.2	2.2	2.2
Avg. Stride Length [m]	5.9	7.4	7.3	7.4	7.4	7.5	7.4	7.4	7.4	7.5	7.3



- [ ] Ranking at each section and finish
- .-.- No data available at this section
- NA No data available



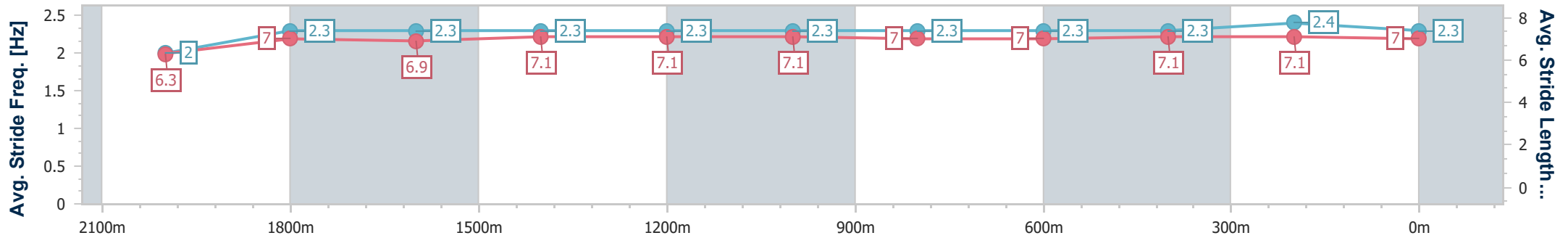
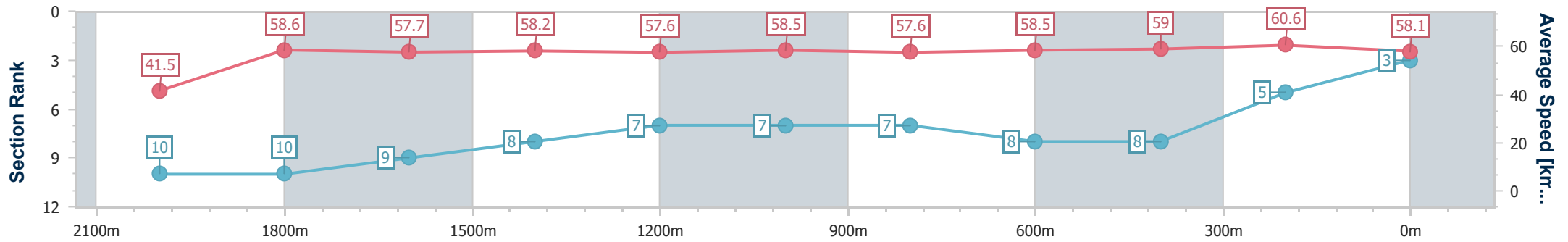
Horse/Jockey Name	Cassie's Girl
Final Rank	3
Fastest Section Time (Section)	0:11.88 (400m)
Top Speed [km/h] (Section)	61.8 (400m)
Race State	Finished



Sunshine Coast QLD Professional  
 Race 1: Elevation Psychology Maiden Handicap - 2200m  
 13 October 2023 - 17:30  
 Track Rating: Good 4, Weather: Fine, Rail Position: +8m



Section	Overall	2000m	1800m	1600m	1400m	1200m	1000m	800m	600m	400m	200m
Section Times	2:20.97 [3] (0:17.31)	2:03.66 [10] (0:12.33)	1:51.33 [10] (0:12.58)	1:38.75 [9] (0:12.41)	1:26.34 [8] (0:12.56)	1:13.78 [7] (0:12.32)	1:01.46 [7] (0:12.56)	0:48.90 [7] (0:12.42)	0:36.48 [8] (0:12.19)	0:24.29 [8] (0:11.88)	0:12.41 [5] (0:12.41)
Average Speed [km/h]	41.5	58.6	57.7	58.2	57.6	58.5	57.6	58.5	59.0	60.6	58.1
Top Speed [km/h]	60.4	59.7	58.2	59.1	59.3	60.5	60.4	60.6	60.6	61.8	61.2
Avg. Dist. to Rail [m]	22.8	0.4	1.0	1.7	1.8	1.8	1.8	1.4	0.4	0.8	0.6
Avg. Stride Freq. [Hz]	2.0	2.3	2.3	2.3	2.3	2.3	2.3	2.3	2.3	2.4	2.3
Avg. Stride Length [m]	6.3	7.0	6.9	7.1	7.1	7.1	7.0	7.0	7.1	7.1	7.0



- [ ] Ranking at each section and finish
- .-.- No data available at this section
- NA No data available



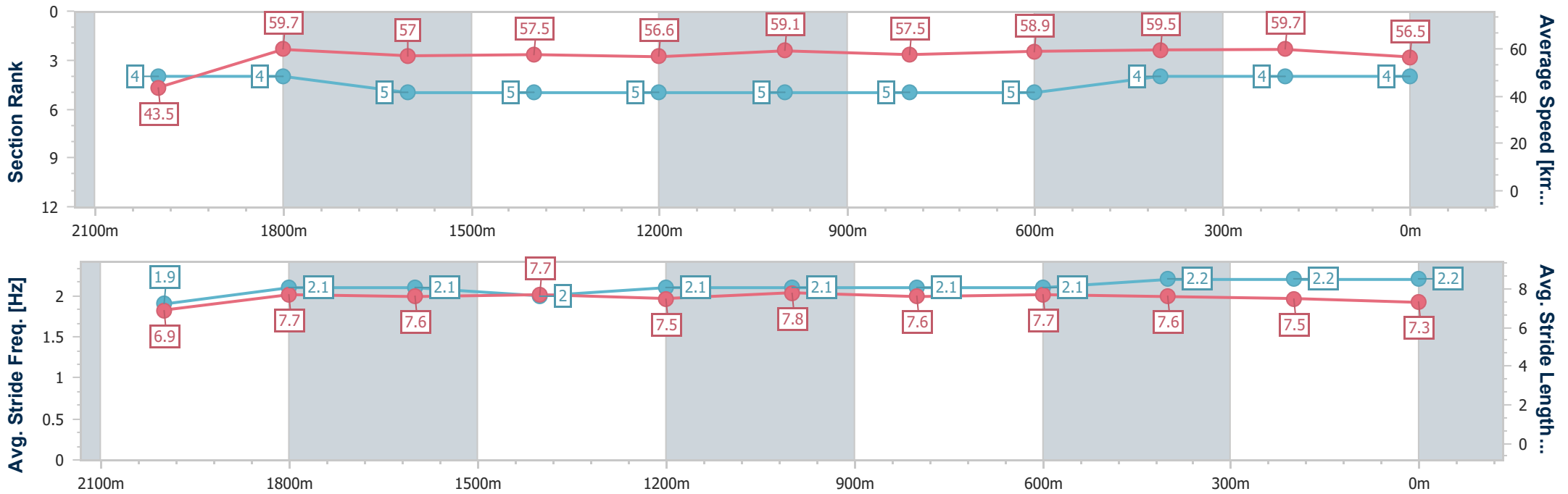
Horse/Jockey Name	Nassau County
Final Rank	4
Fastest Section Time (Section)	0:12.04 (400m)
Top Speed [km/h] (Section)	62.5 (Overall)
Race State	Finished



Sunshine Coast QLD Professional  
 Race 1: Elevation Psychology Maiden Handicap - 2200m  
 13 October 2023 - 17:30  
 Track Rating: Good 4, Weather: Fine, Rail Position: +8m



Section	Overall	2000m	1800m	1600m	1400m	1200m	1000m	800m	600m	400m	200m
Section Times	2:21.14 [4] (0:16.55)	2:04.59 [4] (0:12.17)	1:52.42 [4] (0:12.81)	1:39.61 [5] (0:12.60)	1:27.01 [5] (0:12.82)	1:14.19 [5] (0:12.20)	1:01.99 [5] (0:12.62)	0:49.37 [5] (0:12.36)	0:37.01 [5] (0:12.23)	0:24.78 [4] (0:12.04)	0:12.74 [4] (0:12.74)
Average Speed [km/h]	43.5	59.7	57.0	57.5	56.6	59.1	57.5	58.9	59.5	59.7	56.5
Top Speed [km/h]	62.5	61.3	58.1	59.8	58.3	60.4	59.4	59.8	60.3	60.2	59.6
Avg. Dist. to Rail [m]	24.9	1.7	2.6	2.1	2.2	2.6	2.9	2.0	1.5	3.7	4.6
Avg. Stride Freq. [Hz]	1.9	2.1	2.1	2.0	2.1	2.1	2.1	2.1	2.2	2.2	2.2
Avg. Stride Length [m]	6.9	7.7	7.6	7.7	7.5	7.8	7.6	7.7	7.6	7.5	7.3



- [ ] Ranking at each section and finish
- .-.- No data available at this section
- NA No data available





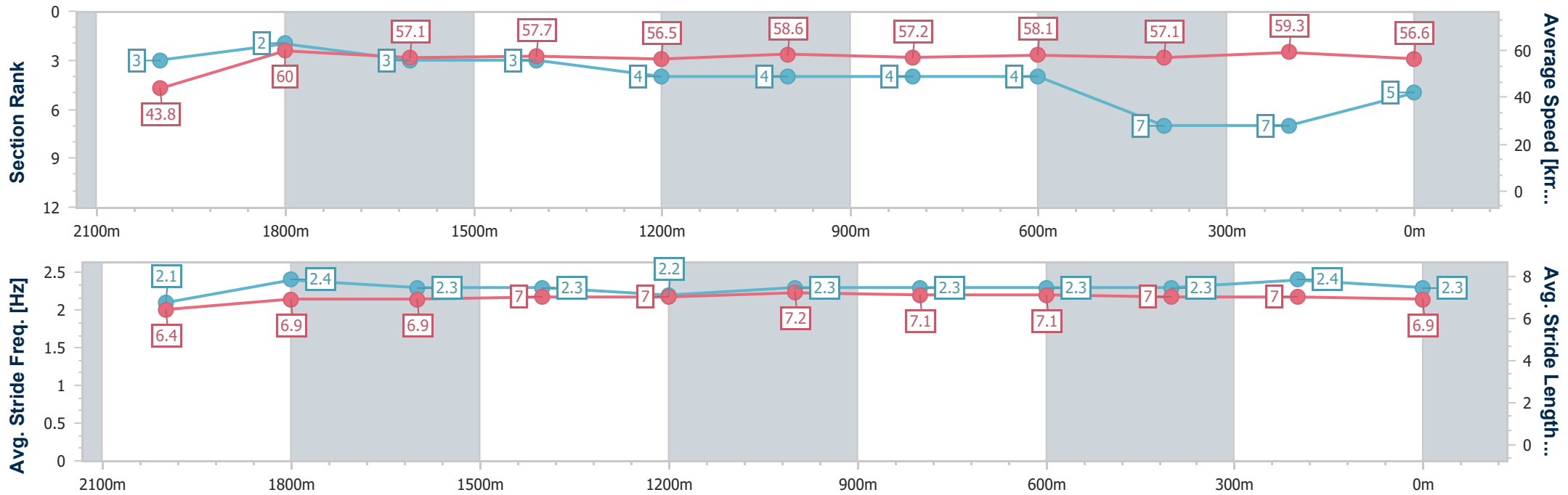
Horse/Jockey Name	Huka
Final Rank	5
Fastest Section Time (Section)	0:12.12 (2000m)
Top Speed [km/h] (Section)	62.9 (Overall)
Race State	Finished



Sunshine Coast QLD Professional  
 Race 1: Elevation Psychology Maiden Handicap - 2200m  
 13 October 2023 - 17:30  
 Track Rating: Good 4, Weather: Fine, Rail Position: +8m



Section	Overall	2000m	1800m	1600m	1400m	1200m	1000m	800m	600m	400m	200m
Section Times	2:21.53 [5] (0:16.44)	2:05.09 [3] (0:12.12)	1:52.97 [2] (0:12.75)	1:40.22 [3] (0:12.52)	1:27.70 [3] (0:12.79)	1:14.91 [4] (0:12.32)	1:02.59 [4] (0:12.64)	0:49.95 [4] (0:12.44)	0:37.51 [4] (0:12.63)	0:24.88 [7] (0:12.14)	0:12.74 [7] (0:12.74)
Average Speed [km/h]	43.8	60.0	57.1	57.7	56.5	58.6	57.2	58.1	57.1	59.3	56.6
Top Speed [km/h]	62.9	62.1	58.0	59.6	57.2	59.1	58.8	59.7	58.4	60.4	59.2
Avg. Dist. to Rail [m]	23.4	2.2	1.9	1.5	1.5	1.5	1.8	0.8	0.3	1.4	2.7
Avg. Stride Freq. [Hz]	2.1	2.4	2.3	2.3	2.2	2.3	2.3	2.3	2.3	2.4	2.3
Avg. Stride Length [m]	6.4	6.9	6.9	7.0	7.0	7.2	7.1	7.1	7.0	7.0	6.9



- [ ] Ranking at each section and finish
- .-.- No data available at this section
- NA No data available



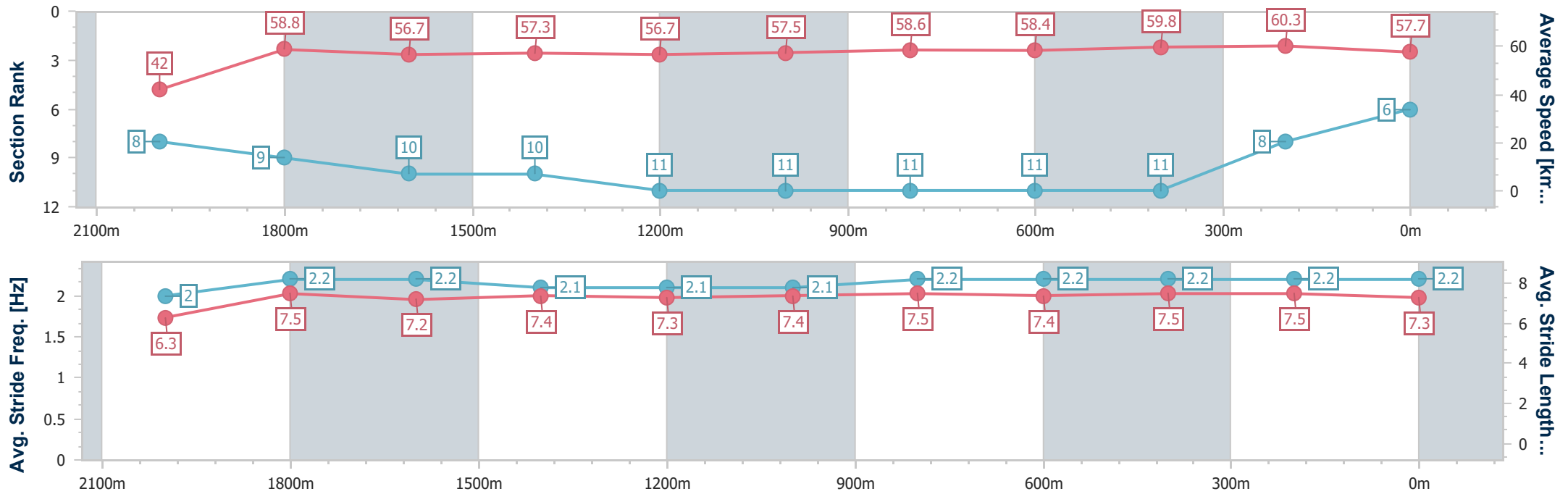
Horse/Jockey Name	Another Dazzler
Final Rank	6
Fastest Section Time (Section)	0:11.93 (400m)
Top Speed [km/h] (Section)	61.1 (400m)
Race State	Finished



Sunshine Coast QLD Professional  
 Race 1: Elevation Psychology Maiden Handicap - 2200m  
 13 October 2023 - 17:30  
 Track Rating: Good 4, Weather: Fine, Rail Position: +8m



Section	Overall	2000m	1800m	1600m	1400m	1200m	1000m	800m	600m	400m	200m
Section Times	2:21.57 [6] (0:17.13)	2:04.44 [8] (0:12.36)	1:52.08 [9] (0:12.85)	1:39.23 [10] (0:12.66)	1:26.57 [10] (0:12.79)	1:13.78 [11] (0:12.55)	1:01.23 [11] (0:12.37)	0:48.86 [11] (0:12.41)	0:36.45 [11] (0:12.02)	0:24.43 [11] (0:11.93)	0:12.50 [8] (0:12.50)
Average Speed [km/h]	42.0	58.8	56.7	57.3	56.7	57.5	58.6	58.4	59.8	60.3	57.7
Top Speed [km/h]	60.1	60.1	57.9	58.5	59.2	59.9	60.1	60.2	60.3	61.1	59.8
Avg. Dist. to Rail [m]	21.6	2.0	2.1	2.5	2.8	2.7	2.7	1.0	0.2	1.3	0.5
Avg. Stride Freq. [Hz]	2.0	2.2	2.2	2.1	2.1	2.1	2.2	2.2	2.2	2.2	2.2
Avg. Stride Length [m]	6.3	7.5	7.2	7.4	7.3	7.4	7.5	7.4	7.5	7.5	7.3



- [ ] Ranking at each section and finish
- .-.- No data available at this section
- NA No data available



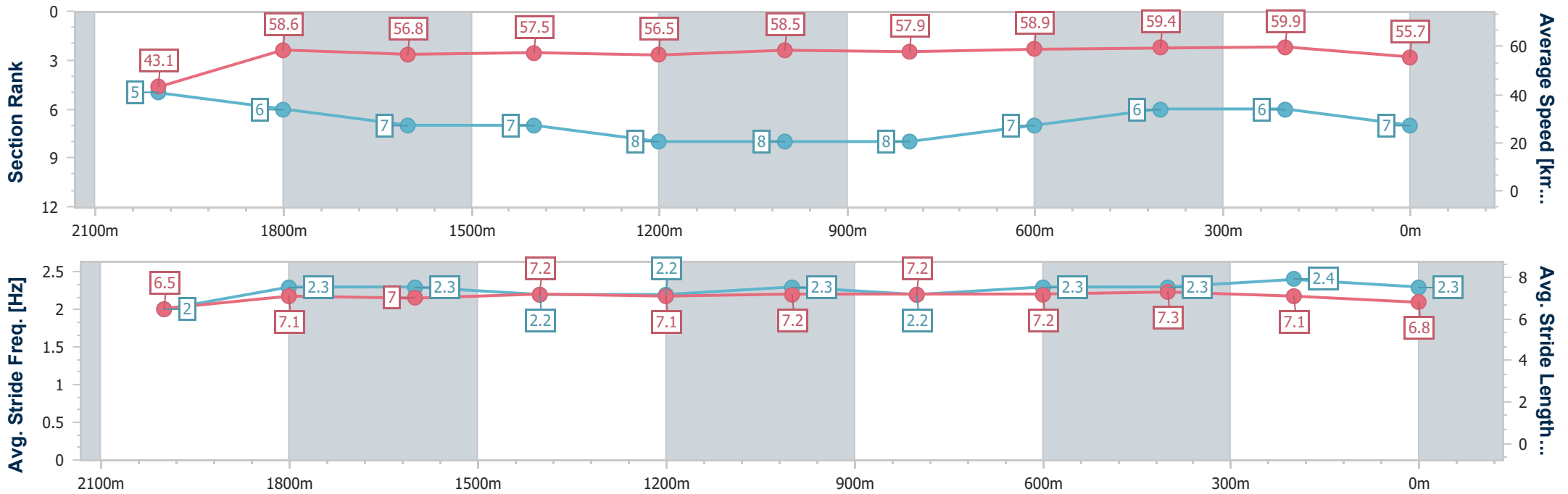
Horse/Jockey Name	Brooklyn Dash
Final Rank	7
Fastest Section Time (Section)	0:12.03 (400m)
Top Speed [km/h] (Section)	61.0 (Overall)
Race State	Finished



Sunshine Coast QLD Professional  
 Race 1: Elevation Psychology Maiden Handicap - 2200m  
 13 October 2023 - 17:30  
 Track Rating: Good 4, Weather: Fine, Rail Position: +8m



Section	Overall	2000m	1800m	1600m	1400m	1200m	1000m	800m	600m	400m	200m
Section Times	2:21.58 [7] (0:16.68)	2:04.90 [5] (0:12.35)	1:52.55 [6] (0:12.84)	1:39.71 [7] (0:12.59)	1:27.12 [7] (0:12.80)	1:14.32 [8] (0:12.32)	1:02.00 [8] (0:12.54)	0:49.46 [8] (0:12.32)	0:37.14 [7] (0:12.18)	0:24.96 [6] (0:12.03)	0:12.93 [6] (0:12.93)
Average Speed [km/h]	43.1	58.6	56.8	57.5	56.5	58.5	57.9	58.9	59.4	59.9	55.7
Top Speed [km/h]	61.0	60.8	57.5	59.4	59.4	59.9	59.5	60.1	60.1	60.8	58.9
Avg. Dist. to Rail [m]	23.6	1.1	2.0	2.0	2.0	2.6	2.8	1.4	1.2	4.8	6.0
Avg. Stride Freq. [Hz]	2.0	2.3	2.3	2.2	2.2	2.3	2.2	2.3	2.3	2.4	2.3
Avg. Stride Length [m]	6.5	7.1	7.0	7.2	7.1	7.2	7.2	7.2	7.3	7.1	6.8



- [ ] Ranking at each section and finish
- .-.- No data available at this section
- NA No data available



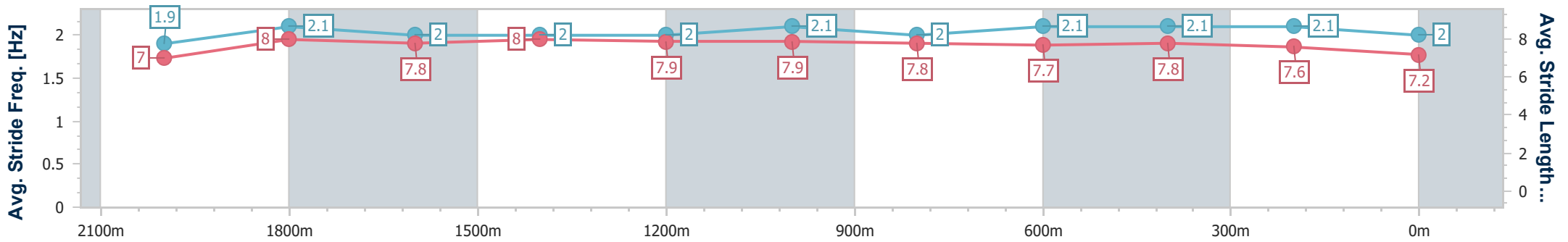
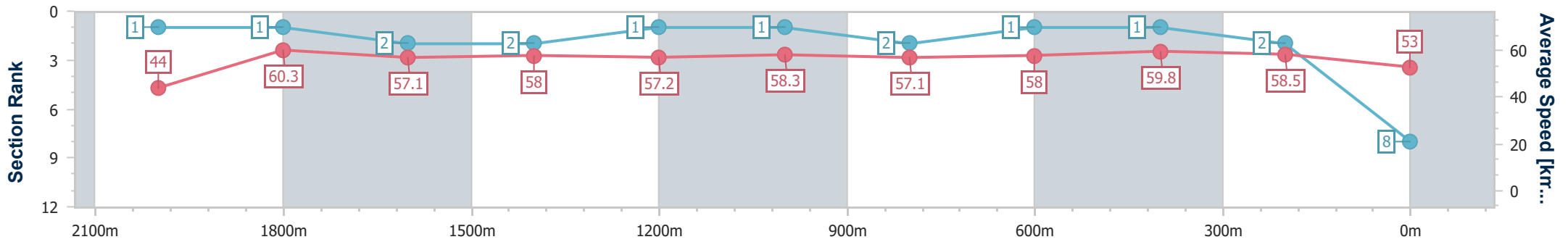
Horse/Jockey Name	Word From Above
Final Rank	8
Fastest Section Time (Section)	0:11.99 (2000m)
Top Speed [km/h] (Section)	63.3 (Overall)
Race State	Finished



Sunshine Coast QLD Professional  
 Race 1: Elevation Psychology Maiden Handicap - 2200m  
 13 October 2023 - 17:30  
 Track Rating: Good 4, Weather: Fine, Rail Position: +8m



Section	Overall	2000m	1800m	1600m	1400m	1200m	1000m	800m	600m	400m	200m
Section Times	2:21.67 [8] (0:16.38)	2:05.29 [1] (0:11.99)	1:53.30 [1] (0:12.75)	1:40.55 [2] (0:12.46)	1:28.09 [2] (0:12.62)	1:15.47 [1] (0:12.35)	1:03.12 [1] (0:12.67)	0:50.45 [2] (0:12.48)	0:37.97 [1] (0:12.06)	0:25.91 [1] (0:12.31)	0:13.60 [2] (0:13.60)
Average Speed [km/h]	44.0	60.3	57.1	58.0	57.2	58.3	57.1	58.0	59.8	58.5	53.0
Top Speed [km/h]	63.3	62.6	58.4	58.6	58.1	58.7	57.9	60.0	60.8	59.8	55.6
Avg. Dist. to Rail [m]	22.4	0.9	2.1	1.3	1.2	1.5	1.5	0.8	0.3	0.5	0.7
Avg. Stride Freq. [Hz]	1.9	2.1	2.0	2.0	2.0	2.1	2.0	2.1	2.1	2.1	2.0
Avg. Stride Length [m]	7.0	8.0	7.8	8.0	7.9	7.9	7.8	7.7	7.8	7.6	7.2



- [ ] Ranking at each section and finish
- .-.- No data available at this section
- NA No data available



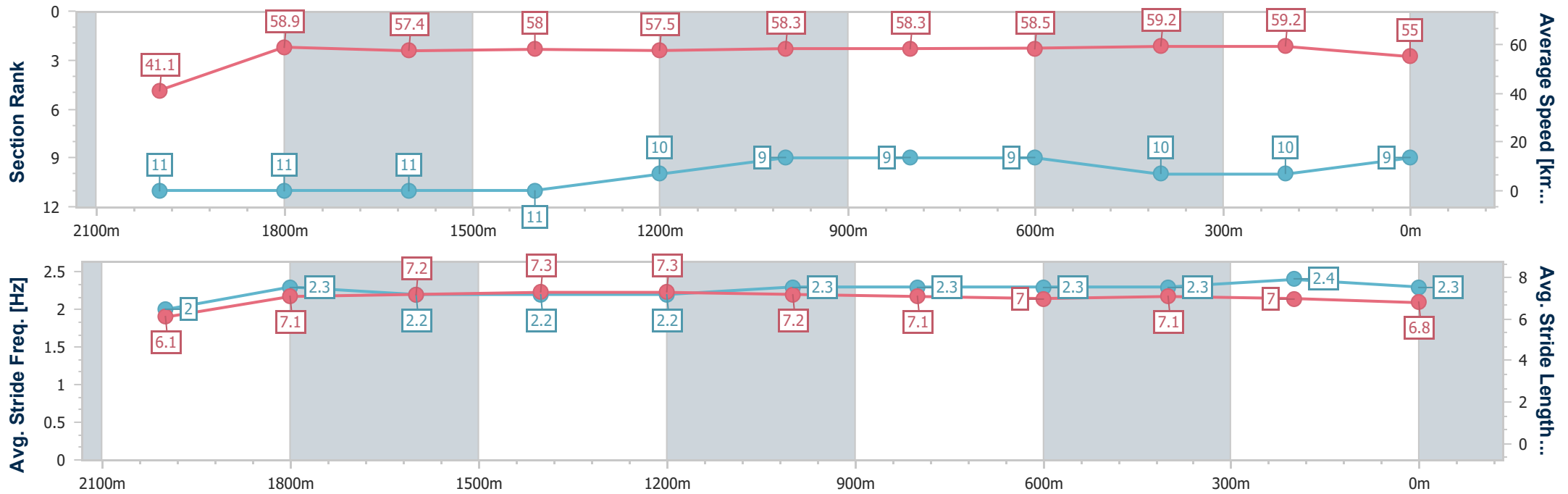
Horse/Jockey Name	Troubleshoot
Final Rank	9
Fastest Section Time (Section)	0:12.17 (400m)
Top Speed [km/h] (Section)	60.5 (400m)
Race State	Finished



Sunshine Coast QLD Professional  
 Race 1: Elevation Psychology Maiden Handicap - 2200m  
 13 October 2023 - 17:30  
 Track Rating: Good 4, Weather: Fine, Rail Position: +8m



Section	Overall	2000m	1800m	1600m	1400m	1200m	1000m	800m	600m	400m	200m
Section Times	2:22.29 [9] (0:17.53)	2:04.76 [11] (0:12.32)	1:52.44 [11] (0:12.72)	1:39.72 [11] (0:12.45)	1:27.27 [11] (0:12.57)	1:14.70 [10] (0:12.36)	1:02.34 [9] (0:12.40)	0:49.94 [9] (0:12.46)	0:37.48 [9] (0:12.24)	0:25.24 [10] (0:12.17)	0:13.07 [10] (0:13.07)
Average Speed [km/h]	41.1	58.9	57.4	58.0	57.5	58.3	58.3	58.5	59.2	59.2	55.0
Top Speed [km/h]	59.9	60.0	58.0	59.1	58.9	60.4	60.1	60.5	60.4	60.5	57.3
Avg. Dist. to Rail [m]	23.5	1.8	2.3	1.3	1.4	1.8	1.6	1.9	1.0	4.7	5.5
Avg. Stride Freq. [Hz]	2.0	2.3	2.2	2.2	2.2	2.3	2.3	2.3	2.3	2.4	2.3
Avg. Stride Length [m]	6.1	7.1	7.2	7.3	7.3	7.2	7.1	7.0	7.1	7.0	6.8



- [ ] Ranking at each section and finish
- .-.- No data available at this section
- NA No data available



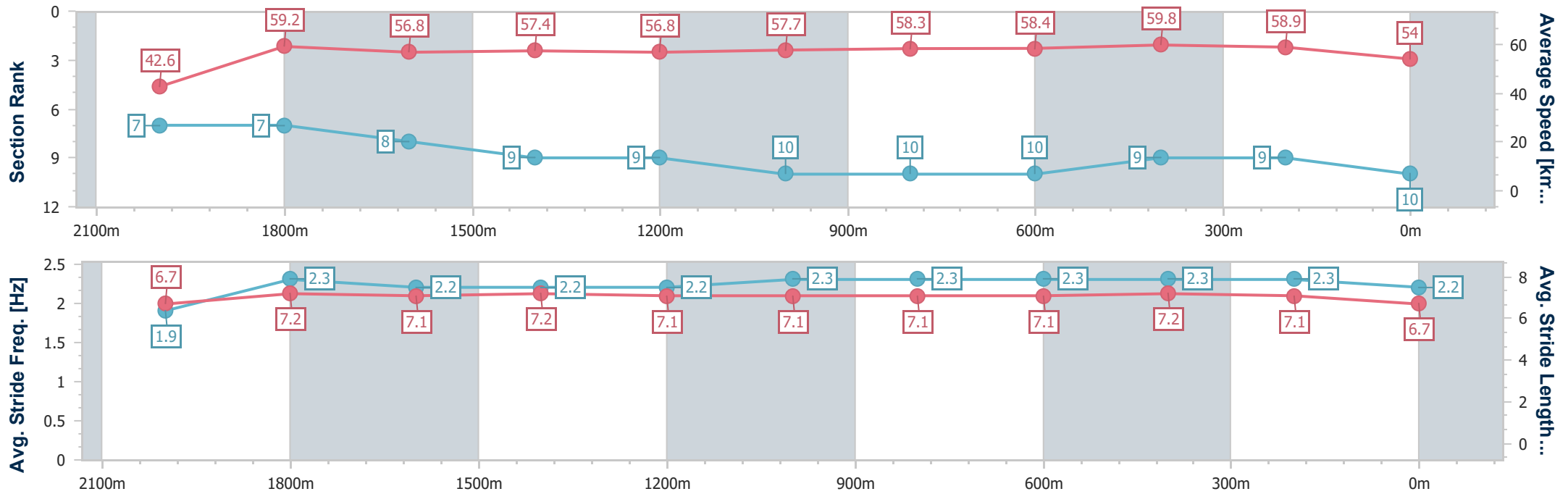
Horse/Jockey Name	Medieval Crown
Final Rank	10
Fastest Section Time (Section)	0:12.13 (600m)
Top Speed [km/h] (Section)	60.6 (Overall)
Race State	Finished



Sunshine Coast QLD Professional  
 Race 1: Elevation Psychology Maiden Handicap - 2200m  
 13 October 2023 - 17:30  
 Track Rating: Good 4, Weather: Fine, Rail Position: +8m



Section	Overall	2000m	1800m	1600m	1400m	1200m	1000m	800m	600m	400m	200m
Section Times	2:22.55 [10] (0:16.93)	2:05.62 [7] (0:12.23)	1:53.39 [7] (0:12.88)	1:40.51 [8] (0:12.64)	1:27.87 [9] (0:12.83)	1:15.04 [9] (0:12.48)	1:02.56 [10] (0:12.44)	0:50.12 [10] (0:12.43)	0:37.69 [10] (0:12.13)	0:25.56 [9] (0:12.21)	0:13.35 [9] (0:13.35)
Average Speed [km/h]	42.6	59.2	56.8	57.4	56.8	57.7	58.3	58.4	59.8	58.9	54.0
Top Speed [km/h]	60.6	60.3	58.0	58.8	58.8	60.1	60.0	60.0	60.3	60.6	56.6
Avg. Dist. to Rail [m]	23.9	1.1	2.9	3.4	3.1	2.9	2.6	1.5	1.1	5.5	5.9
Avg. Stride Freq. [Hz]	1.9	2.3	2.2	2.2	2.2	2.3	2.3	2.3	2.3	2.3	2.2
Avg. Stride Length [m]	6.7	7.2	7.1	7.2	7.1	7.1	7.1	7.1	7.2	7.1	6.7



- [ ] Ranking at each section and finish
- .-.- No data available at this section
- NA No data available



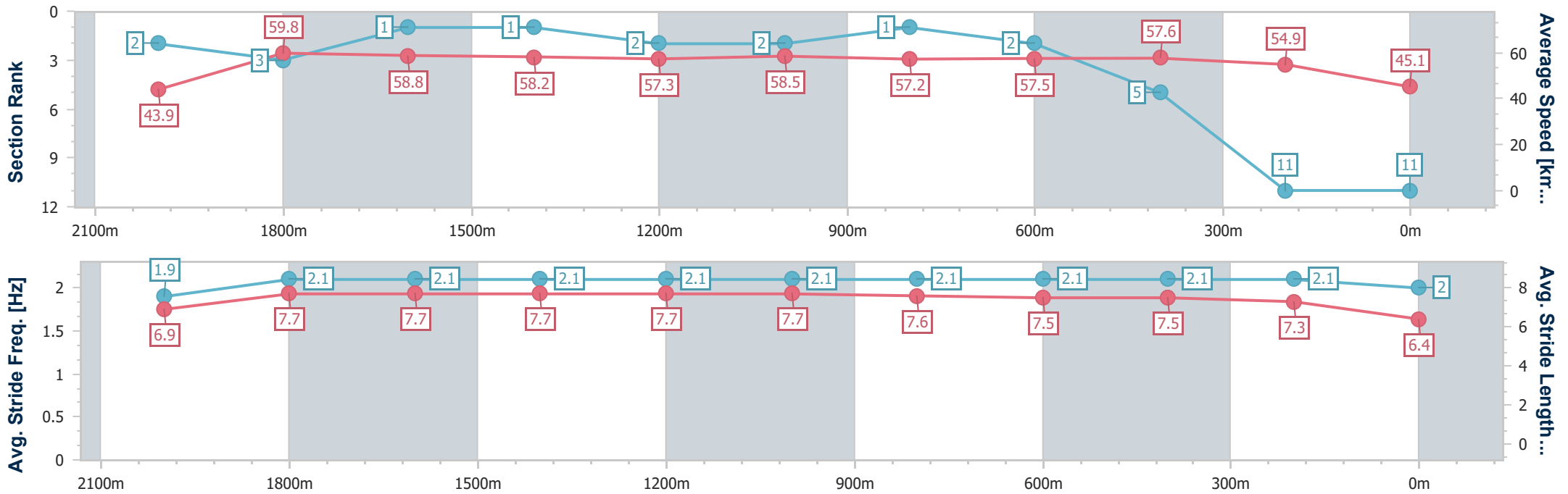
Horse/Jockey Name	Outa Taormina
Final Rank	11
Fastest Section Time (Section)	0:12.23 (2000m)
Top Speed [km/h] (Section)	63.9 (Overall)
Race State	Finished



Sunshine Coast QLD Professional  
 Race 1: Elevation Psychology Maiden Handicap - 2200m  
 13 October 2023 - 17:30  
 Track Rating: Good 4, Weather: Fine, Rail Position: +8m



Section	Overall	2000m	1800m	1600m	1400m	1200m	1000m	800m	600m	400m	200m
Section Times	2:25.57 [11] (0:16.42)	2:09.15 [2] (0:12.23)	1:56.92 [3] (0:12.47)	1:44.45 [1] (0:12.46)	1:31.99 [1] (0:12.64)	1:19.35 [2] (0:12.33)	1:07.02 [2] (0:12.66)	0:54.36 [1] (0:12.67)	0:41.69 [2] (0:12.61)	0:29.08 [5] (0:13.10)	0:15.98 [11] (0:15.98)
Average Speed [km/h]	43.9	59.8	58.8	58.2	57.3	58.5	57.2	57.5	57.6	54.9	45.1
Top Speed [km/h]	63.9	62.2	60.0	59.6	58.4	59.3	57.9	58.1	58.3	57.1	51.1
Avg. Dist. to Rail [m]	25.8	3.5	3.0	2.6	2.6	3.0	2.8	2.0	1.6	3.5	4.4
Avg. Stride Freq. [Hz]	1.9	2.1	2.1	2.1	2.1	2.1	2.1	2.1	2.1	2.1	2.0
Avg. Stride Length [m]	6.9	7.7	7.7	7.7	7.7	7.7	7.6	7.5	7.5	7.3	6.4



- [ ] Ranking at each section and finish
- .-.- No data available at this section
- NA No data available