

# Ipswich QLD Professional

## Race 7: THE LAWN SHED BENCHMARK 70 Handicap - 1350m

11 October 2023 - 16:51

Track Rating: Good 3, Weather: Fine, Rail Position: +6.0m Entire

Section												Last 600m				
Field Times		Overall	1200m	1000m	800m	600m	400m						0:34.53			
		1:19.85 (0:11.26)	1:08.59 (0:11.03)	0:57.56 (0:11.55)	0:46.01 (0:11.48)	0:34.53 (0:11.10)	0:23.43 (0:11.49)									
Rank	TAB	Horse/Jockey	Barrier	Top Speed [km/h]	Fastest Section											Distance Travelled [m]
1	8	<b>TOO HARD TO REFUSE</b> Kirk Matheson	8	67.1 1200m	0:11.03 1200m	1:19.85 [1] (0:11.26)	1:08.59 [1] (0:11.03)	0:57.56 [1] (0:11.55)	0:46.01 [1] (0:11.48)	0:34.53 [1] (0:11.10)	0:23.43 [1] (0:11.49)	0:34.53				
2	6	<b>CRANKY HARRY</b> James Orman	5	65.5 600m	0:11.19 600m	1:19.95 [2] (0:11.44)	1:08.51 [3] (0:11.28)	0:57.23 [4] (0:11.55)	0:45.68 [4] (0:11.50)	0:34.18 [4] (0:11.19)	0:22.99 [4] (0:11.27)	0:34.18 +5				
3	10	<b>ORIGINAL GLAZE</b> Jag Guthmann-Chester	1	65.4 600m	0:11.04 600m	1:19.96 [3] (0:11.51)	1:08.45 [5] (0:11.09)	0:57.36 [3] (0:11.54)	0:45.82 [3] (0:11.50)	0:34.32 [3] (0:11.04)	0:23.28 [3] (0:11.33)	0:34.32 +0				
4	15	<b>ALBERICH</b> Damien Thornton	2	65.5 600m	0:11.09 600m	1:20.10 [4] (0:11.49)	1:08.61 [4] (0:11.34)	0:57.27 [5] (0:11.61)	0:45.66 [5] (0:11.49)	0:34.17 [6] (0:11.09)	0:23.08 [6] (0:11.37)	0:34.17 +6				
5	2	<b>COUNT THE COIN</b> Ronald Simpson	15	66.3 600m	0:10.92 600m	1:20.15 [5] (0:11.83)	1:08.32 [7] (0:11.26)	0:57.06 [7] (0:11.68)	0:45.38 [7] (0:11.46)	0:33.92 [7] (0:10.92)	0:23.00 [7] (0:11.15)	0:33.92 +3				
6	12	<b>SELLING SUNSET</b> Rikki Jamieson	13	67.0 1200m	0:11.04 1200m	1:20.23 [6] (0:11.32)	1:08.91 [2] (0:11.04)	0:57.87 [2] (0:11.55)	0:46.32 [2] (0:11.51)	0:34.81 [2] (0:11.18)	0:23.63 [2] (0:11.44)	0:34.81 +4				
7	11	<b>MERSEYSIDE</b> Ben Thompson	3	66.1 1200m	0:11.07 600m	1:20.36 [7] (0:11.75)	1:08.61 [6] (0:11.12)	0:57.49 [6] (0:11.59)	0:45.90 [6] (0:11.47)	0:34.43 [5] (0:11.07)	0:23.36 [5] (0:11.50)	0:34.43 +0				
8	3	<b>HE KNOWS</b> Boris Thornton	11	65.8 600m	0:10.99 600m	1:20.40 [8] (0:11.83)	1:08.57 [7] (0:11.28)	0:57.29 [8] (0:11.71)	0:45.58 [8] (0:11.49)	0:34.09 [8] (0:10.99)	0:23.10 [8] (0:11.37)	0:34.09 +1				
9	17	<b>DIVINE COURAGE</b> Cejay Graham	16	66.0 600m	0:10.99 600m	1:20.41 [9] (0:12.38)	1:08.03 [12] (0:11.34)	0:56.69 [12] (0:11.62)	0:45.07 [11] (0:11.59)	0:33.48 [11] (0:10.99)	0:22.49 [11] (0:11.03)	0:33.48 +6				
10	9	<b>ROSOVO</b> Jake Bayliss	12	65.4 600m	0:11.08 600m	1:20.45 [10] (0:12.14)	1:08.31 [10] (0:11.27)	0:57.04 [10] (0:11.67)	0:45.37 [9] (0:11.53)	0:33.84 [9] (0:11.08)	0:22.76 [9] (0:11.21)	0:33.84 +5				

Scratched: Hollywood Park (#16), Vetta Velocita (#5), Belle Tycoon (#14), Kudu (#7), Winter Rain (#13), Iring (#4)

# Ipswich QLD Professional

## Race 7: THE LAWN SHED BENCHMARK 70 Handicap - 1350m

11 October 2023 - 16:51

Track Rating: Good 3, Weather: Fine, Rail Position: +6.0m Entire

Section	Overall	1200m	1000m	800m	600m	400m	Last 600m
Field Times	1:19.85 (0:11.26)	1:08.59 (0:11.03)	0:57.56 (0:11.55)	0:46.01 (0:11.48)	0:34.53 (0:11.10)	0:23.43 (0:11.49)	0:34.53

Rank	TAB	Horse/Jockey	Barrier	Top Speed [km/h]	Fastest Section	Overall	1200m	1000m	800m	600m	400m	Last 600m	Distance Travelled [m]
11	1	MOTOMISS Jake Molloy	10	65.0	0:11.08	1:20.66 [11] (0:12.31)	1:08.35 [11] (0:11.34)	0:57.01 [11] (0:11.78)	0:45.23 [12] (0:11.52)	0:33.71 [12] (0:11.08)	0:22.63 [12] (0:11.20)	0:33.71	+2
12	18	LESMURDIE Mark Du Plessis	4	65.7	0:11.09	1:21.05 [12] (0:12.07)	1:08.98 [9] (0:11.27)	0:57.71 [9] (0:11.77)	0:45.94 [10] (0:11.54)	0:34.40 [10] (0:11.09)	0:23.31 [10] (0:11.41)	0:34.40	+2

Scratched: Hollywood Park (#16), Vetta Velocita (#5), Belle Tycoon (#14), Kudu (#7), Winter Rain (#13), Iring (#4)

11 October 2023 - 16:51

Track Rating: Good 3, Weather: Fine, Rail Position: +6.0m Entire

Section								200m	Last 600m	
Field Times								0:11.94 (0:11.94)	0:34.53	
Rank	TAB	Horse/Jockey	Barrier	Top Speed [km/h]	Fastest Section	Margin			Distance Travelled [m]	
1	8	<b>TOO HARD TO REFUSE</b> Kirk Matheson	8	67.1 1200m	0:11.03 1200m	0:11.94 [1] (0:11.94)	1:19.85		0:34.53	
2	6	<b>CRANKY HARRY</b> James Orman	5	65.5 600m	0:11.19 600m	0:11.72 [4] (0:11.72)	0.5L		0:34.18 +5	
3	10	<b>ORIGINAL GLAZE</b> Jag Guthmann-Chester	1	65.4 600m	0:11.04 600m	0:11.95 [2] (0:11.95)	0.6L		0:34.32 +0	
4	15	<b>ALBERICH</b> Damien Thornton	2	65.5 600m	0:11.09 600m	0:11.71 [6] (0:11.71)	1.4L		0:34.17 +6	
5	2	<b>COUNT THE COIN</b> Ronald Simpson	15	66.3 600m	0:10.92 600m	0:11.85 [5] (0:11.85)	1.6L		0:33.92 +3	
6	12	<b>SELLING SUNSET</b> Rikki Jamieson	13	67.0 1200m	0:11.04 1200m	0:12.19 [3] (0:12.19)	2.1L		0:34.81 +4	
7	11	<b>MERSEYSIDE</b> Ben Thompson	3	66.1 1200m	0:11.07 600m	0:11.86 [7] (0:11.86)	2.9L		0:34.43 +0	
8	3	<b>HE KNOWS</b> Boris Thornton	11	65.8 600m	0:10.99 600m	0:11.73 [8] (0:11.73)	3.1L		0:34.09 +1	
9	17	<b>DIVINE COURAGE</b> Cejay Graham	16	66.0 600m	0:10.99 600m	0:11.46 [10] (0:11.46)	3.2L		0:33.48 +6	
10	9	<b>ROSOVO</b> Jake Bayliss	12	65.4 600m	0:11.08 600m	0:11.55 [9] (0:11.55)	3.4L		0:33.84 +5	

Scratched: Hollywood Park (#16), Vetta Velocita (#5), Belle Tycoon (#14), Kudu (#7), Winter Rain (#13), Iring (#4)

Track Rating: Good 3, Weather: Fine, Rail Position: +6.0m Entire

Section				200m				Last 600m		
Field Times				0:11.94 (0:11.94)				0:34.53		
Rank	TAB	Horse/Jockey	Barrier	Top Speed [km/h]	Fastest Section	Margin			Distance Travelled [m]	
11	1	<b>MOTOMISS</b>	10	65.0	0:11.08	0:11.43 [12]	4.4L		0:33.71	+2
		Jake Molloy		1200m	600m	(0:11.43)				
12	18	<b>LESMURDIE</b>	4	65.7	0:11.09	0:11.90 [11]	6.7L		0:34.40	+2
		Mark Du Plessis		1200m	600m	(0:11.90)				

Scratched: Hollywood Park (#16), Vetta Velocita (#5), Belle Tycoon (#14), Kudu (#7), Winter Rain (#13), Iring (#4)



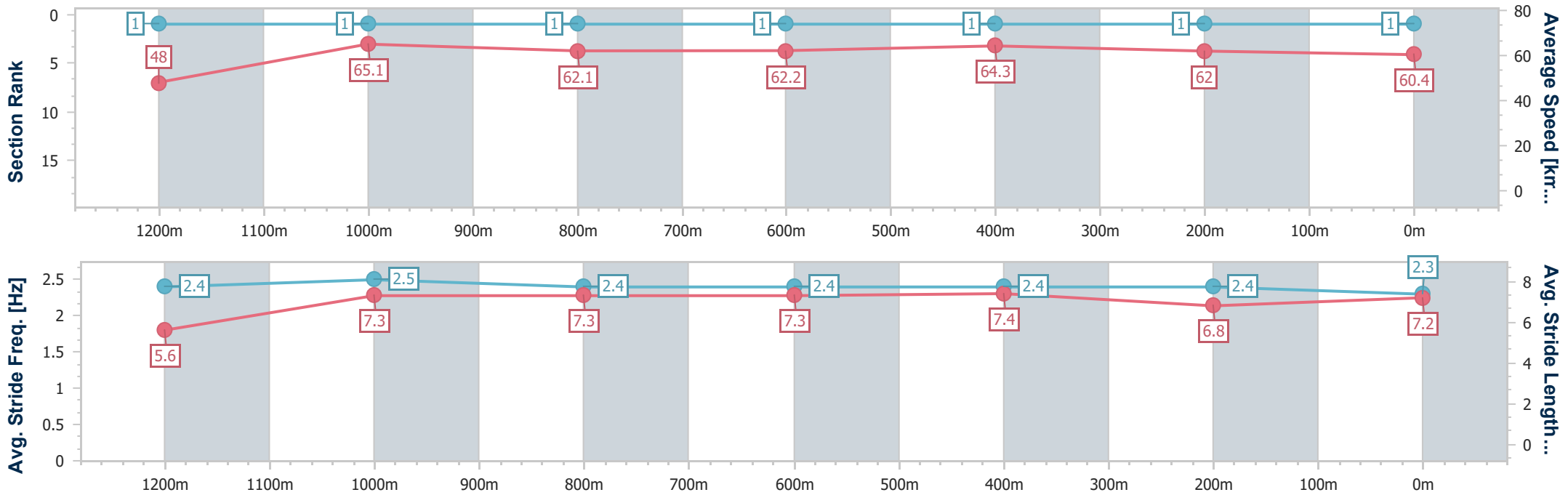
Horse/Jockey Name	Too Hard To Refuse
Final Rank	1
Fastest Section Time (Section)	0:11.03 (1200m)
Top Speed [km/h] (Section)	67.1 (1200m)
Race State	Finished



Ipswich QLD Professional  
 Race 7: THE LAWN SHED BENCHMARK 70 Handicap - 1350m  
 11 October 2023 - 16:51  
 Track Rating: Good 3, Weather: Fine, Rail Position: +6.0m Entire



Section	Overall	1200m	1000m	800m	600m	400m	200m
Section Times	1:19.85 [1] (0:11.26)	1:08.59 [1] (0:11.03)	0:57.56 [1] (0:11.55)	0:46.01 [1] (0:11.48)	0:34.53 [1] (0:11.10)	0:23.43 [1] (0:11.49)	0:11.94 [1] (0:11.94)
Average Speed [km/h]	48.0	65.1	62.1	62.2	64.3	62.0	60.4
Top Speed [km/h]	66.4	67.1	63.5	63.5	65.0	63.8	62.4
Avg. Dist. to Rail [m]	4.1	1.2	1.5	2.0	2.3	2.2	2.4
Avg. Stride Freq. [Hz]	2.4	2.5	2.4	2.4	2.4	2.4	2.3
Avg. Stride Length [m]	5.6	7.3	7.3	7.3	7.4	6.8	7.2



- [ ] Ranking at each section and finish
- .-.- No data available at this section
- NA No data available



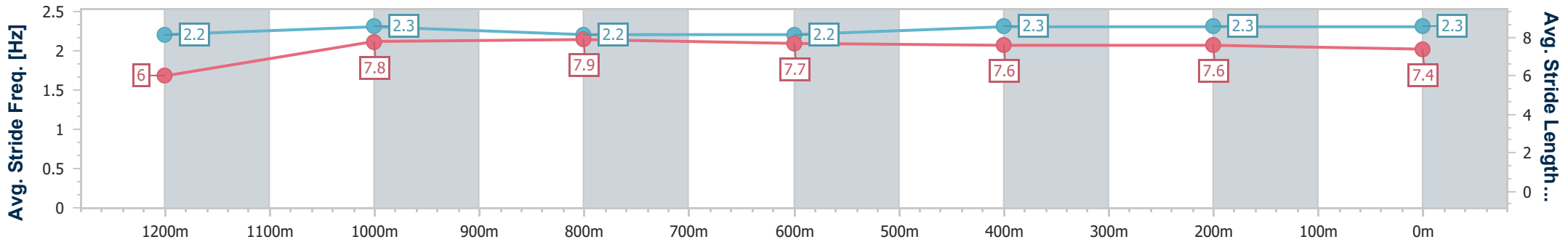
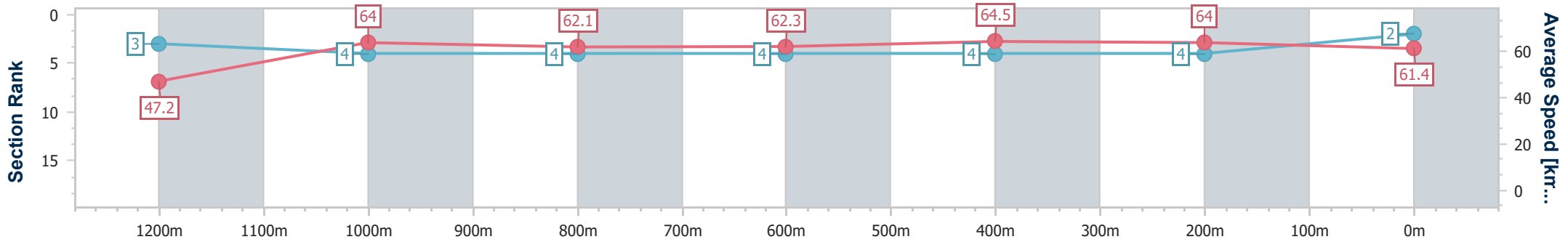
Horse/Jockey Name	Cranky Harry
Final Rank	2
Fastest Section Time (Section)	0:11.19 (600m)
Top Speed [km/h] (Section)	65.5 (600m)
Race State	Finished



Ipswich QLD Professional  
 Race 7: THE LAWN SHED BENCHMARK 70 Handicap - 1350m  
 11 October 2023 - 16:51  
 Track Rating: Good 3, Weather: Fine, Rail Position: +6.0m Entire



Section	Overall	1200m	1000m	800m	600m	400m	200m
Section Times	1:19.95 [2] (0:11.44)	1:08.51 [3] (0:11.28)	0:57.23 [4] (0:11.55)	0:45.68 [4] (0:11.50)	0:34.18 [4] (0:11.19)	0:22.99 [4] (0:11.27)	0:11.72 [4] (0:11.72)
Average Speed [km/h]	47.2	64.0	62.1	62.3	64.5	64.0	61.4
Top Speed [km/h]	64.4	64.9	62.9	63.8	65.5	64.6	63.5
Avg. Dist. to Rail [m]	3.0	1.1	0.6	1.3	0.4	1.2	3.2
Avg. Stride Freq. [Hz]	2.2	2.3	2.2	2.2	2.3	2.3	2.3
Avg. Stride Length [m]	6.0	7.8	7.9	7.7	7.6	7.6	7.4



- [ ] Ranking at each section and finish
- .-.- No data available at this section
- NA No data available



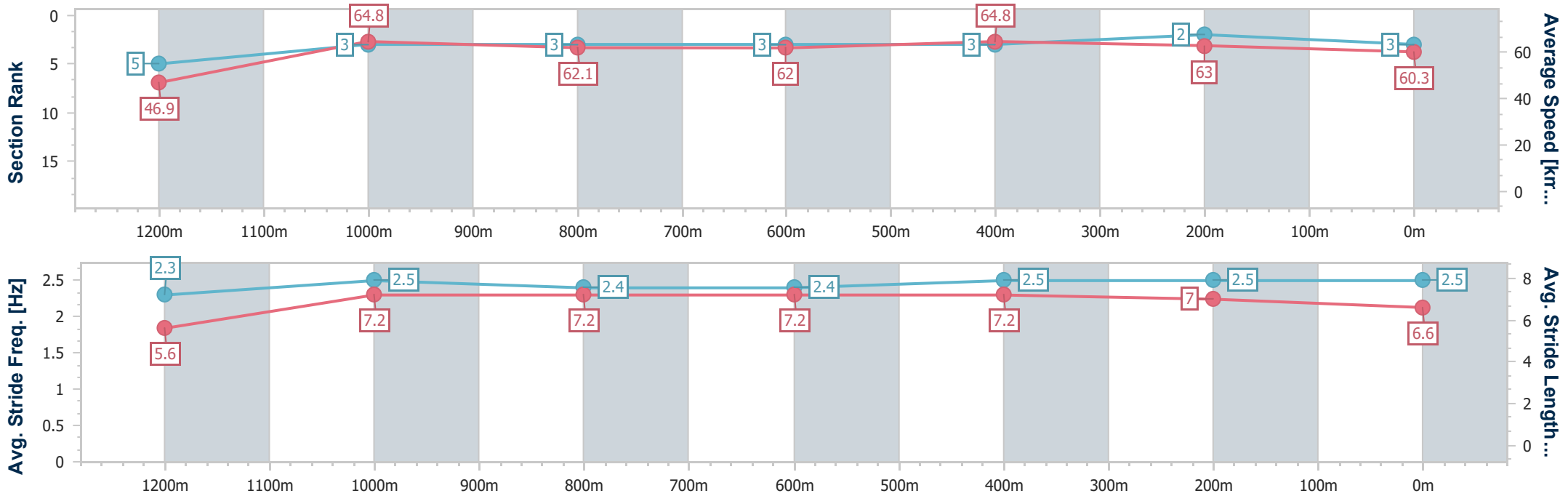
Horse/Jockey Name	Original Glaze
Final Rank	3
Fastest Section Time (Section)	0:11.04 (600m)
Top Speed [km/h] (Section)	65.4 (600m)
Race State	Finished



Ipswich QLD Professional  
 Race 7: THE LAWN SHED BENCHMARK 70 Handicap - 1350m  
 11 October 2023 - 16:51  
 Track Rating: Good 3, Weather: Fine, Rail Position: +6.0m Entire



Section	Overall	1200m	1000m	800m	600m	400m	200m
Section Times	1:19.96 [3] (0:11.51)	1:08.45 [5] (0:11.09)	0:57.36 [3] (0:11.54)	0:45.82 [3] (0:11.50)	0:34.32 [3] (0:11.04)	0:23.28 [3] (0:11.33)	0:11.95 [2] (0:11.95)
Average Speed [km/h]	46.9	64.8	62.1	62.0	64.8	63.0	60.3
Top Speed [km/h]	64.8	65.3	63.9	63.2	65.4	64.4	61.9
Avg. Dist. to Rail [m]	1.0	1.1	1.8	2.2	2.0	1.4	0.5
Avg. Stride Freq. [Hz]	2.3	2.5	2.4	2.4	2.5	2.5	2.5
Avg. Stride Length [m]	5.6	7.2	7.2	7.2	7.2	7.0	6.6



- [ ] Ranking at each section and finish
- .-.- No data available at this section
- NA No data available



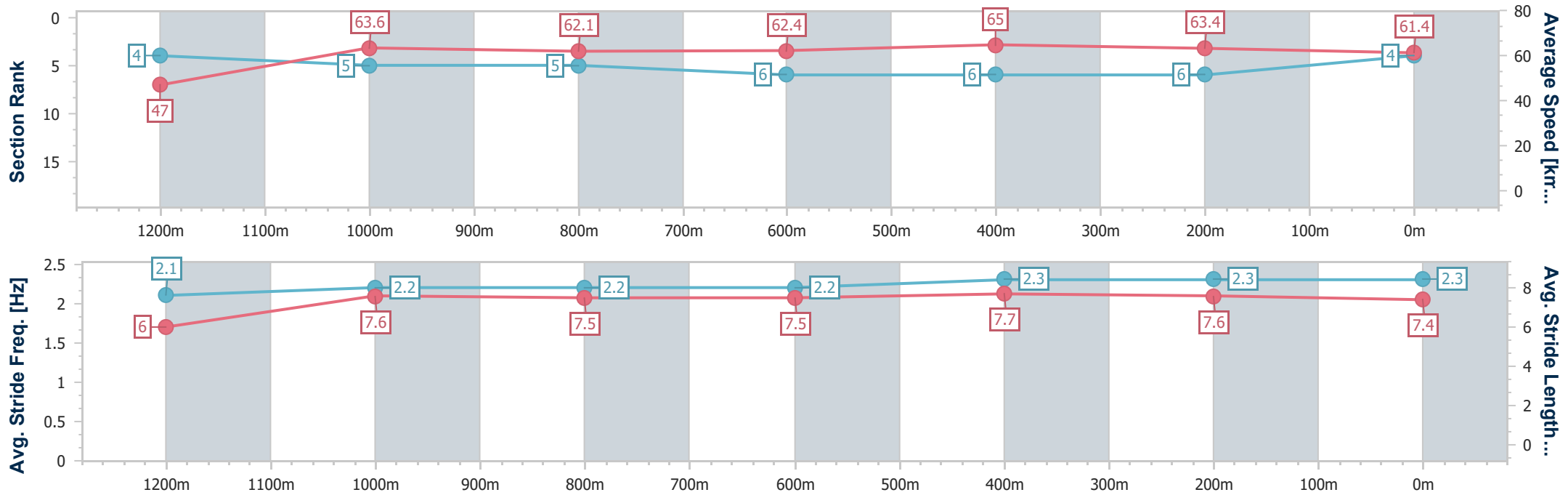
Horse/Jockey Name	Alberich
Final Rank	4
Fastest Section Time (Section)	0:11.09 (600m)
Top Speed [km/h] (Section)	65.5 (600m)
Race State	Finished



Ipswich QLD Professional  
 Race 7: THE LAWN SHED BENCHMARK 70 Handicap - 1350m  
 11 October 2023 - 16:51  
 Track Rating: Good 3, Weather: Fine, Rail Position: +6.0m Entire



Section	Overall	1200m	1000m	800m	600m	400m	200m
Section Times	1:20.10 [4] (0:11.49)	1:08.61 [4] (0:11.34)	0:57.27 [5] (0:11.61)	0:45.66 [5] (0:11.49)	0:34.17 [6] (0:11.09)	0:23.08 [6] (0:11.37)	0:11.71 [6] (0:11.71)
Average Speed [km/h]	47.0	63.6	62.1	62.4	65.0	63.4	61.4
Top Speed [km/h]	62.4	64.5	62.5	63.9	65.5	64.1	62.9
Avg. Dist. to Rail [m]	1.3	0.9	0.3	0.6	0.3	1.0	3.2
Avg. Stride Freq. [Hz]	2.1	2.2	2.2	2.2	2.3	2.3	2.3
Avg. Stride Length [m]	6.0	7.6	7.5	7.5	7.7	7.6	7.4



- [ ] Ranking at each section and finish
- .-.- No data available at this section
- NA No data available





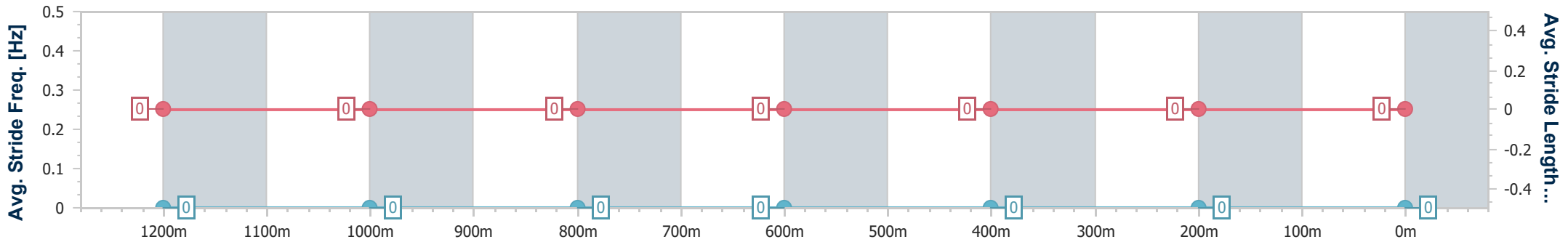
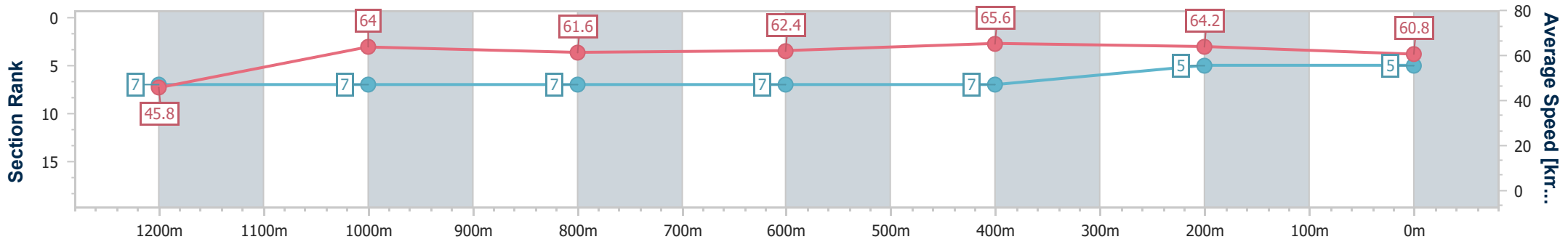
Horse/Jockey Name	Count The Coin
Final Rank	5
Fastest Section Time (Section)	0:10.92 (600m)
Top Speed [km/h] (Section)	66.3 (600m)
Race State	Finished



Ipswich QLD Professional  
 Race 7: THE LAWN SHED BENCHMARK 70 Handicap - 1350m  
 11 October 2023 - 16:51  
 Track Rating: Good 3, Weather: Fine, Rail Position: +6.0m Entire



Section	Overall	1200m	1000m	800m	600m	400m	200m
Section Times	1:20.15 [5] (0:11.83)	1:08.32 [7] (0:11.26)	0:57.06 [7] (0:11.68)	0:45.38 [7] (0:11.46)	0:33.92 [7] (0:10.92)	0:23.00 [7] (0:11.15)	0:11.85 [5] (0:11.85)
Average Speed [km/h]	45.8	64.0	61.6	62.4	65.6	64.2	60.8
Top Speed [km/h]	64.4	65.1	62.7	64.4	66.3	65.7	63.5
Avg. Dist. to Rail [m]	6.8	1.3	0.6	1.3	1.5	0.9	1.1
Avg. Stride Freq. [Hz]	---	---	---	---	---	---	---
Avg. Stride Length [m]	---	---	---	---	---	---	---



- [ ] Ranking at each section and finish
- No data available at this section
- NA No data available



Horse/Jockey Name	Selling Sunset
Final Rank	6
Fastest Section Time (Section)	0:11.04 (1200m)
Top Speed [km/h] (Section)	67.0 (1200m)
Race State	Finished



### Ipswich QLD Professional

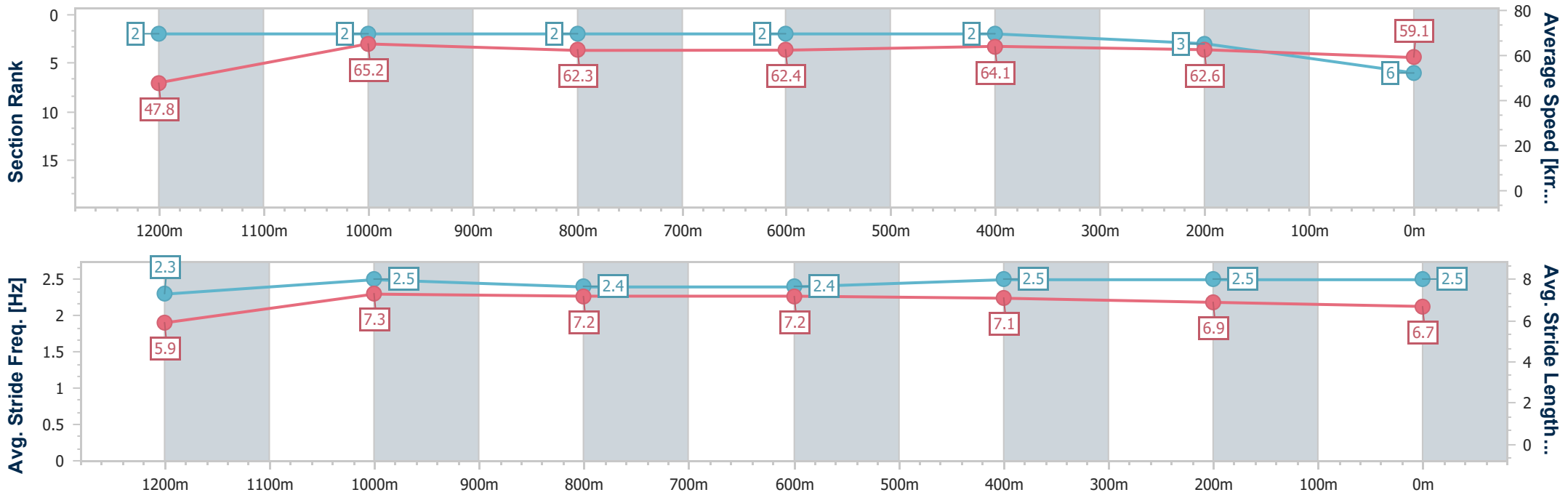
Race 7: THE LAWN SHED BENCHMARK 70 Handicap - 1350m

11 October 2023 - 16:51



Track Rating: Good 3, Weather: Fine, Rail Position: +6.0m Entire

Section	Overall	1200m	1000m	800m	600m	400m	200m
Section Times	1:20.23 [6] (0:11.32)	1:08.91 [2] (0:11.04)	0:57.87 [2] (0:11.55)	0:46.32 [2] (0:11.51)	0:34.81 [2] (0:11.18)	0:23.63 [2] (0:11.44)	0:12.19 [3] (0:12.19)
Average Speed [km/h]	47.8	65.2	62.3	62.4	64.1	62.6	59.1
Top Speed [km/h]	66.5	67.0	63.8	63.7	64.6	64.1	62.0
Avg. Dist. to Rail [m]	6.8	1.8	0.4	0.9	1.1	0.9	0.4
Avg. Stride Freq. [Hz]	2.3	2.5	2.4	2.4	2.5	2.5	2.5
Avg. Stride Length [m]	5.9	7.3	7.2	7.2	7.1	6.9	6.7



- [ ] Ranking at each section and finish
- .-.-.- No data available at this section
- NA No data available



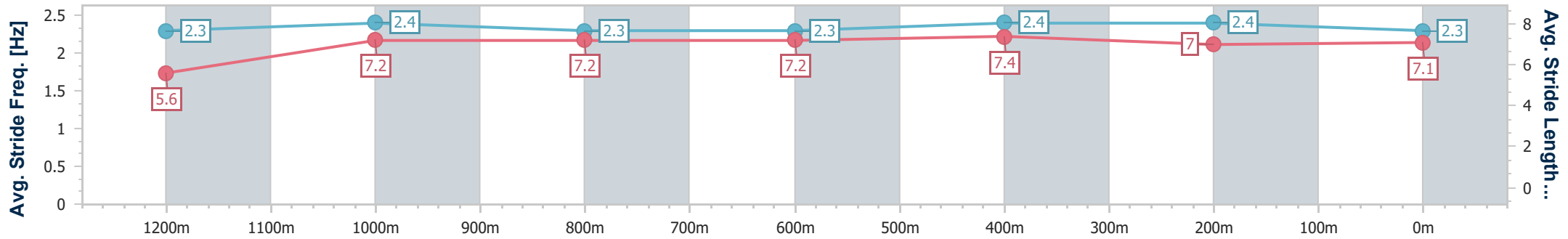
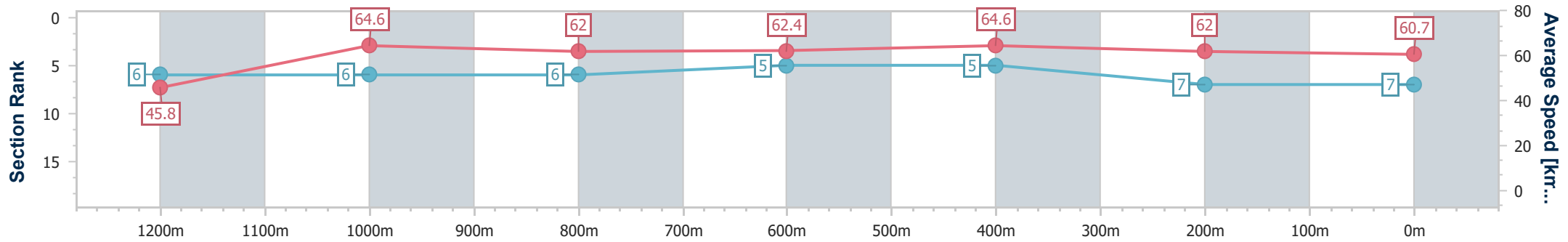
Horse/Jockey Name	Merseyside
Final Rank	7
Fastest Section Time (Section)	0:11.07 (600m)
Top Speed [km/h] (Section)	66.1 (1200m)
Race State	Finished



Ipswich QLD Professional  
 Race 7: THE LAWN SHED BENCHMARK 70 Handicap - 1350m  
 11 October 2023 - 16:51  
 Track Rating: Good 3, Weather: Fine, Rail Position: +6.0m Entire



Section	Overall	1200m	1000m	800m	600m	400m	200m
Section Times	1:20.36 [7] (0:11.75)	1:08.61 [6] (0:11.12)	0:57.49 [6] (0:11.59)	0:45.90 [6] (0:11.47)	0:34.43 [5] (0:11.07)	0:23.36 [5] (0:11.50)	0:11.86 [7] (0:11.86)
Average Speed [km/h]	45.8	64.6	62.0	62.4	64.6	62.0	60.7
Top Speed [km/h]	62.8	66.1	63.1	62.9	65.3	63.7	62.1
Avg. Dist. to Rail [m]	1.9	0.7	0.9	1.6	1.7	2.0	1.4
Avg. Stride Freq. [Hz]	2.3	2.4	2.3	2.3	2.4	2.4	2.3
Avg. Stride Length [m]	5.6	7.2	7.2	7.2	7.4	7.0	7.1



- [ ] Ranking at each section and finish
- .-.- No data available at this section
- NA No data available



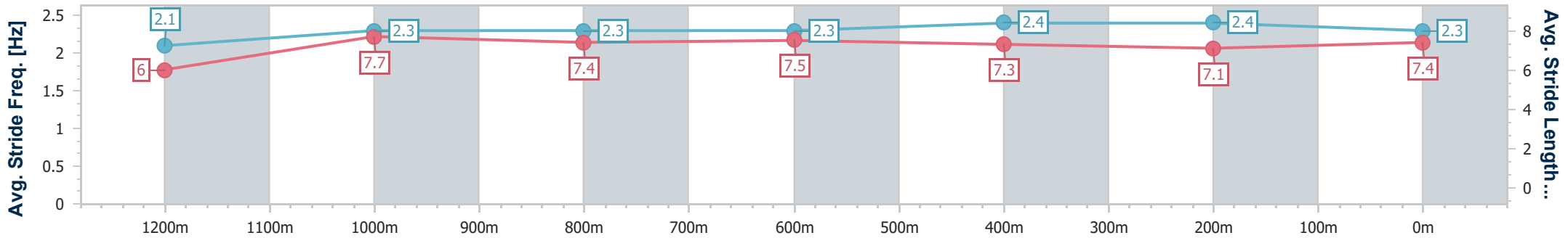
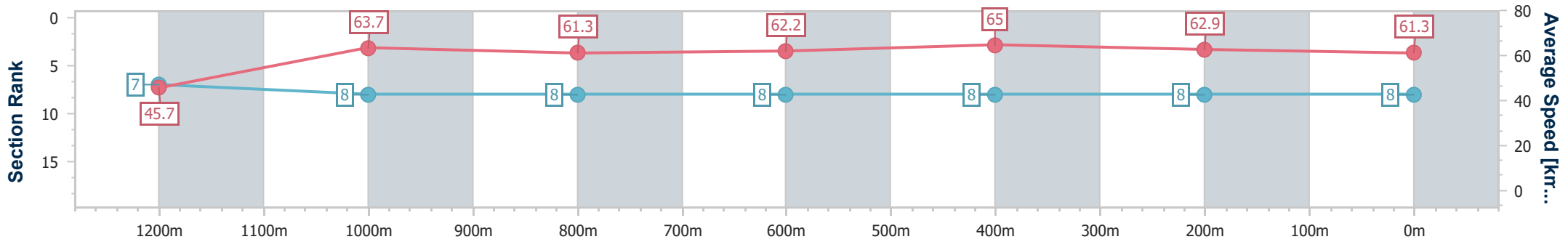
Horse/Jockey Name	He Knows
Final Rank	8
Fastest Section Time (Section)	0:10.99 (600m)
Top Speed [km/h] (Section)	65.8 (600m)
Race State	Finished



Ipswich QLD Professional  
 Race 7: THE LAWN SHED BENCHMARK 70 Handicap - 1350m  
 11 October 2023 - 16:51  
 Track Rating: Good 3, Weather: Fine, Rail Position: +6.0m Entire



Section	Overall	1200m	1000m	800m	600m	400m	200m
Section Times	1:20.40 [8] (0:11.83)	1:08.57 [7] (0:11.28)	0:57.29 [8] (0:11.71)	0:45.58 [8] (0:11.49)	0:34.09 [8] (0:10.99)	0:23.10 [8] (0:11.37)	0:11.73 [8] (0:11.73)
Average Speed [km/h]	45.7	63.7	61.3	62.2	65.0	62.9	61.3
Top Speed [km/h]	61.6	64.9	62.8	63.3	65.8	64.7	63.1
Avg. Dist. to Rail [m]	4.4	0.8	0.8	2.0	1.8	1.4	2.3
Avg. Stride Freq. [Hz]	2.1	2.3	2.3	2.3	2.4	2.4	2.3
Avg. Stride Length [m]	6.0	7.7	7.4	7.5	7.3	7.1	7.4



- [ ] Ranking at each section and finish
- .-.- No data available at this section
- NA No data available



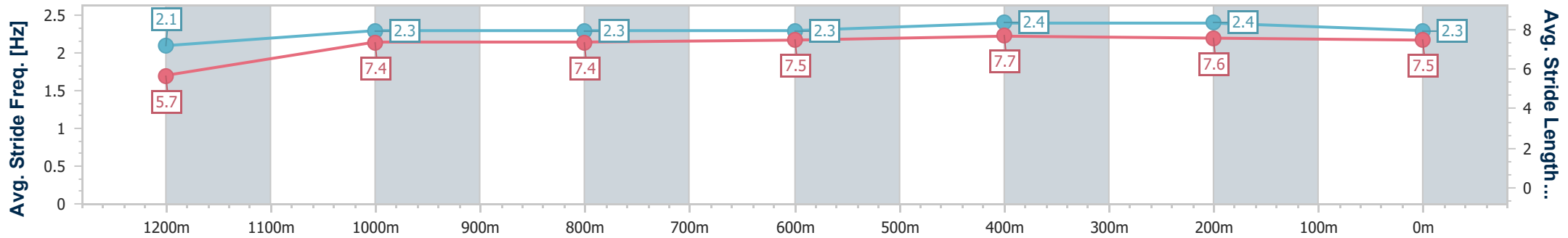
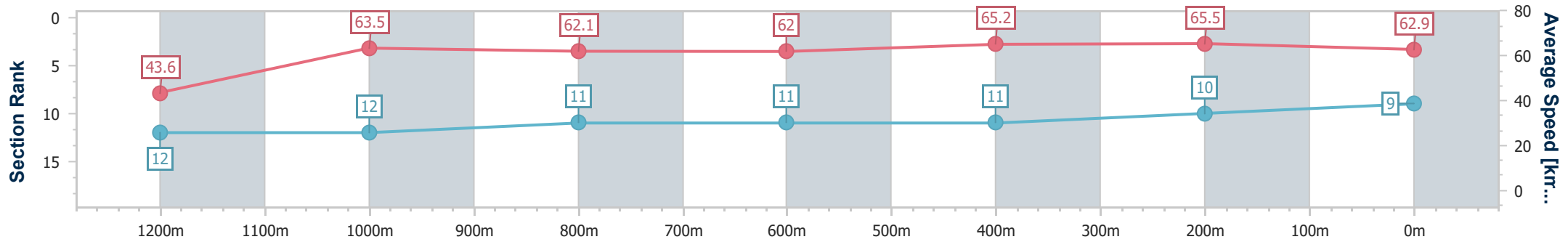
Horse/Jockey Name	Divine Courage
Final Rank	9
Fastest Section Time (Section)	0:10.99 (600m)
Top Speed [km/h] (Section)	66.0 (600m)
Race State	Finished



Ipswich QLD Professional  
 Race 7: THE LAWN SHED BENCHMARK 70 Handicap - 1350m  
 11 October 2023 - 16:51  
 Track Rating: Good 3, Weather: Fine, Rail Position: +6.0m Entire



Section	Overall	1200m	1000m	800m	600m	400m	200m
Section Times	1:20.41 [9] (0:12.38)	1:08.03 [12] (0:11.34)	0:56.69 [12] (0:11.62)	0:45.07 [11] (0:11.59)	0:33.48 [11] (0:10.99)	0:22.49 [11] (0:11.03)	0:11.46 [10] (0:11.46)
Average Speed [km/h]	43.6	63.5	62.1	62.0	65.2	65.5	62.9
Top Speed [km/h]	59.8	65.1	65.0	64.6	66.0	65.9	64.9
Avg. Dist. to Rail [m]	7.8	2.1	0.7	0.3	0.7	1.5	4.6
Avg. Stride Freq. [Hz]	2.1	2.3	2.3	2.3	2.4	2.4	2.3
Avg. Stride Length [m]	5.7	7.4	7.4	7.5	7.7	7.6	7.5



- [ ] Ranking at each section and finish
- .-.- No data available at this section
- NA No data available



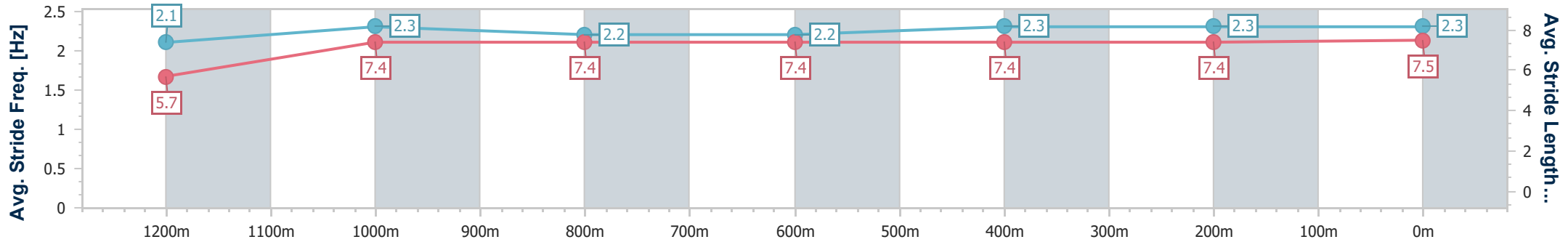
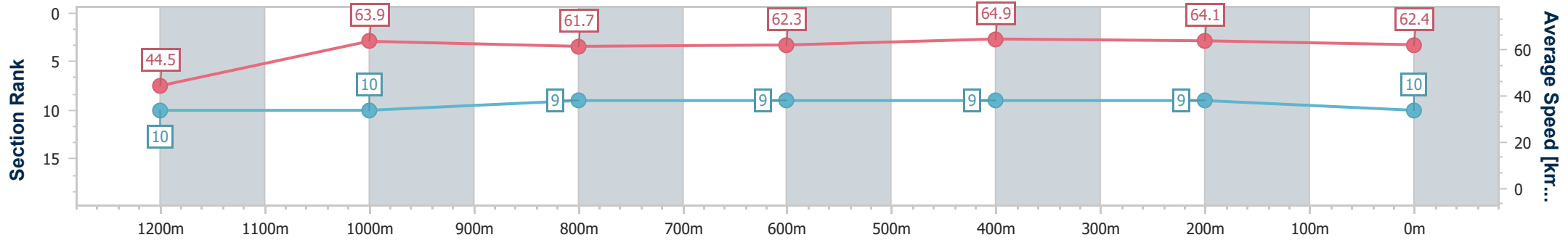
Horse/Jockey Name	Rosovo
Final Rank	10
Fastest Section Time (Section)	0:11.08 (600m)
Top Speed [km/h] (Section)	65.4 (600m)
Race State	Finished



Ipswich QLD Professional  
 Race 7: THE LAWN SHED BENCHMARK 70 Handicap - 1350m  
 11 October 2023 - 16:51  
 Track Rating: Good 3, Weather: Fine, Rail Position: +6.0m Entire



Section	Overall	1200m	1000m	800m	600m	400m	200m
Section Times	1:20.45 [10] (0:12.14)	1:08.31 [10] (0:11.27)	0:57.04 [10] (0:11.67)	0:45.37 [9] (0:11.53)	0:33.84 [9] (0:11.08)	0:22.76 [9] (0:11.21)	0:11.55 [9] (0:11.55)
Average Speed [km/h]	44.5	63.9	61.7	62.3	64.9	64.1	62.4
Top Speed [km/h]	61.8	64.7	63.9	63.7	65.4	65.0	63.8
Avg. Dist. to Rail [m]	5.3	1.6	0.5	0.4	0.7	0.6	3.6
Avg. Stride Freq. [Hz]	2.1	2.3	2.2	2.2	2.3	2.3	2.3
Avg. Stride Length [m]	5.7	7.4	7.4	7.4	7.4	7.4	7.5



- [ ] Ranking at each section and finish
- .-.- No data available at this section
- NA No data available



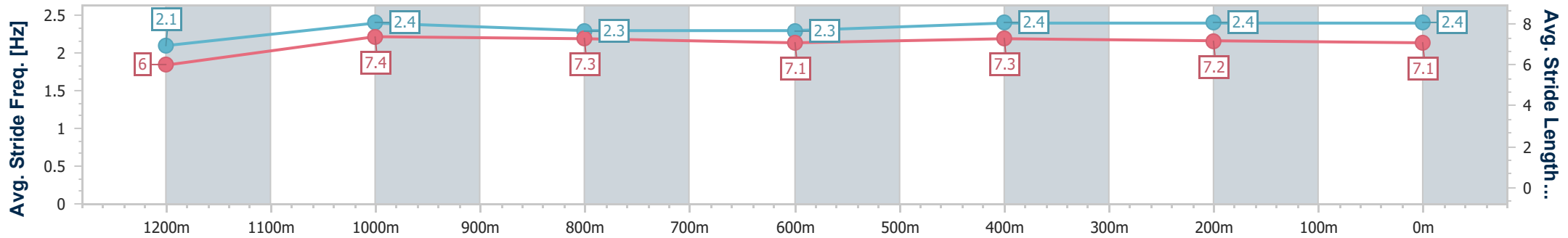
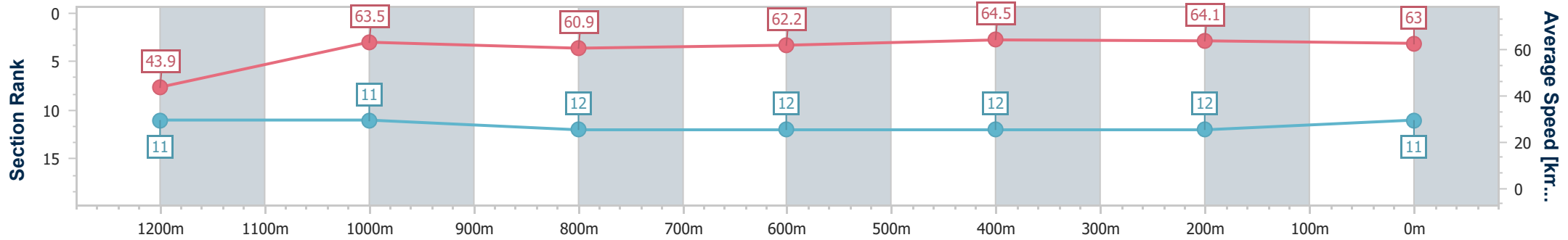
Horse/Jockey Name	Motomiss
Final Rank	11
Fastest Section Time (Section)	0:11.08 (600m)
Top Speed [km/h] (Section)	65.0 (1200m)
Race State	Finished



Ipswich QLD Professional  
 Race 7: THE LAWN SHED BENCHMARK 70 Handicap - 1350m  
 11 October 2023 - 16:51  
 Track Rating: Good 3, Weather: Fine, Rail Position: +6.0m Entire



Section	Overall	1200m	1000m	800m	600m	400m	200m
Section Times	1:20.66 [11] (0:12.31)	1:08.35 [11] (0:11.34)	0:57.01 [11] (0:11.78)	0:45.23 [12] (0:11.52)	0:33.71 [12] (0:11.08)	0:22.63 [12] (0:11.20)	0:11.43 [12] (0:11.43)
Average Speed [km/h]	43.9	63.5	60.9	62.2	64.5	64.1	63.0
Top Speed [km/h]	61.2	65.0	63.9	63.9	64.8	64.9	64.7
Avg. Dist. to Rail [m]	3.7	0.8	1.0	1.5	1.7	1.2	2.4
Avg. Stride Freq. [Hz]	2.1	2.4	2.3	2.3	2.4	2.4	2.4
Avg. Stride Length [m]	6.0	7.4	7.3	7.1	7.3	7.2	7.1



- [ ] Ranking at each section and finish
- .-.- No data available at this section
- NA No data available



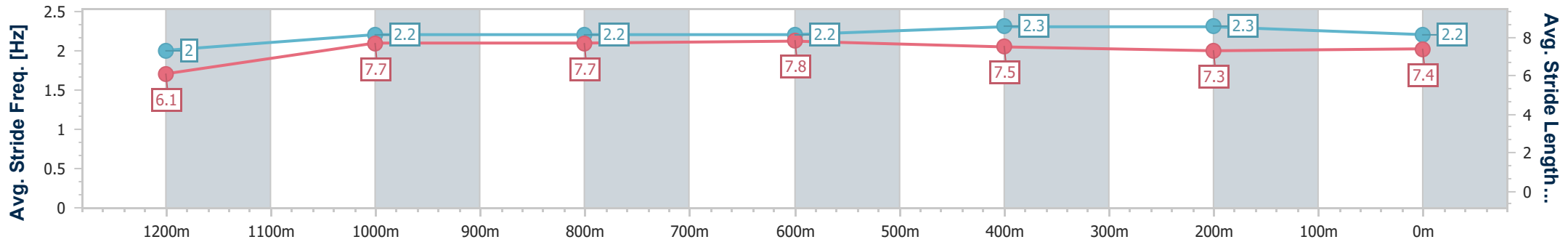
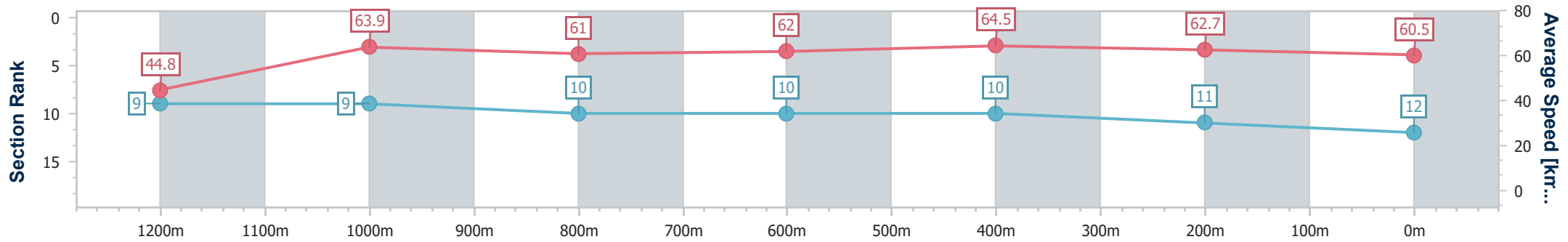
Horse/Jockey Name	Lesmurdie
Final Rank	12
Fastest Section Time (Section)	0:11.09 (600m)
Top Speed [km/h] (Section)	65.7 (1200m)
Race State	Finished



Ipswich QLD Professional  
 Race 7: THE LAWN SHED BENCHMARK 70 Handicap - 1350m  
 11 October 2023 - 16:51  
 Track Rating: Good 3, Weather: Fine, Rail Position: +6.0m Entire



Section	Overall	1200m	1000m	800m	600m	400m	200m
Section Times	1:21.05 [12] (0:12.07)	1:08.98 [9] (0:11.27)	0:57.71 [9] (0:11.77)	0:45.94 [10] (0:11.54)	0:34.40 [10] (0:11.09)	0:23.31 [10] (0:11.41)	0:11.90 [11] (0:11.90)
Average Speed [km/h]	44.8	63.9	61.0	62.0	64.5	62.7	60.5
Top Speed [km/h]	60.7	65.7	62.9	63.2	65.1	64.1	62.4
Avg. Dist. to Rail [m]	2.5	0.7	0.7	1.6	1.7	0.9	0.9
Avg. Stride Freq. [Hz]	2.0	2.2	2.2	2.2	2.3	2.3	2.2
Avg. Stride Length [m]	6.1	7.7	7.7	7.8	7.5	7.3	7.4



- [ ] Ranking at each section and finish
- .-.- No data available at this section
- NA No data available