

Ipswich QLD Professional

Race 3: BASE METAL FABRICATION Class 1 Handicap - 1200m

11 October 2023 - 14:30

Track Rating: Good 4, Weather: Fine, Rail Position: +6.0m Entire

Section													Last 600m					
Field Times		Overall	1000m	800m	600m	400m	200m						0:33.64					
		1:10.56 (0:13.66)	0:56.90 (0:11.64)	0:45.26 (0:11.62)	0:33.64 (0:11.50)	0:22.14 (0:11.12)	0:11.02 (0:11.02)											
Rank	TAB	Horse/Jockey	Barrier	Top Speed [km/h]	Fastest Section												Margin	Distance Travelled [m]
1	10	WISH I HAD Samantha Collett	11	67.0 200m	0:11.02 200m	1:10.56 [1] (0:13.74)	0:56.82 [2] (0:11.81)	0:45.01 [2] (0:11.57)	0:33.44 [2] (0:11.38)	0:22.06 [2] (0:11.04)	0:11.02 [1] (0:11.02)	1:10.56	0:33.44					
2	1	A LOT OF BOOTY James Orman	1	67.8 400m	0:10.90 400m	1:10.80 [2] (0:13.93)	0:56.87 [4] (0:11.81)	0:45.06 [4] (0:11.50)	0:33.56 [4] (0:11.52)	0:22.04 [4] (0:10.90)	0:11.14 [3] (0:11.14)	1.3L	0:33.56	-2				
3	6	JOVITA Taylor Marshall	9	67.2 200m	0:10.97 200m	1:10.90 [3] (0:13.85)	0:57.05 [3] (0:11.87)	0:45.18 [3] (0:11.57)	0:33.61 [5] (0:11.53)	0:22.08 [6] (0:11.11)	0:10.97 [7] (0:10.97)	1.8L	0:33.61	+1				
4	2	DEALING'S DONE Jaden Lloyd	3	66.7 200m	0:10.93 400m	1:10.92 [4] (0:14.18)	0:56.74 [6] (0:11.78)	0:44.96 [6] (0:11.59)	0:33.37 [7] (0:11.42)	0:21.95 [7] (0:10.93)	0:11.02 [6] (0:11.02)	1.9L	0:33.37	+2				
5	7	JUMP'N FLY Angela Jones	8	65.6 400m	0:11.06 400m	1:11.00 [5] (0:14.06)	0:56.94 [5] (0:11.68)	0:45.26 [5] (0:11.46)	0:33.80 [3] (0:11.45)	0:22.35 [3] (0:11.06)	0:11.29 [4] (0:11.29)	2.3L	0:33.80	+2				
6	5	HELIKEDEMPRETTY Mark Du Plessis	10	65.9 Overall	0:11.21 400m	1:11.01 [6] (0:13.66)	0:57.35 [1] (0:11.64)	0:45.71 [1] (0:11.62)	0:34.09 [1] (0:11.50)	0:22.59 [1] (0:11.21)	0:11.38 [2] (0:11.38)	2.4L	0:34.09	-1				
7	3	HEADLOCK Ben Thompson	6	65.3 400m	0:11.11 400m	1:11.09 [7] (0:14.32)	0:56.77 [8] (0:11.67)	0:45.10 [7] (0:11.41)	0:33.69 [6] (0:11.38)	0:22.31 [5] (0:11.11)	0:11.20 [5] (0:11.20)	2.8L	0:33.69	+4				
8	8	MORE THAN SUBTLE Luke Tarrant	2	65.4 Overall	0:11.29 400m	1:11.62 [8] (0:14.23)	0:57.39 [7] (0:11.81)	0:45.58 [8] (0:11.51)	0:34.07 [8] (0:11.46)	0:22.61 [8] (0:11.29)	0:11.32 [8] (0:11.32)	5.8L	0:34.07	-3				

Scratched: Weigall Tiger (#9), Rustic Boom (#4), Blue Smartie (#11)



Horse/Jockey Name	Wish I Had
Final Rank	1
Fastest Section Time (Section)	0:11.02 (200m)
Top Speed [km/h] (Section)	67.0 (200m)
Race State	Finished



Ipswich QLD Professional

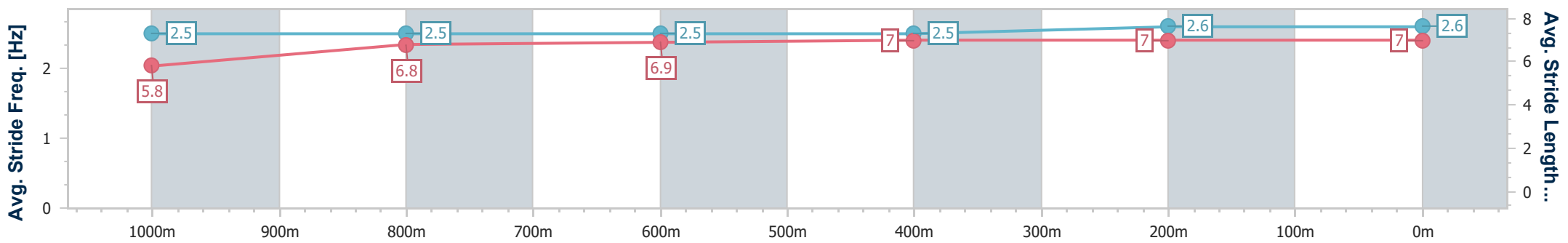
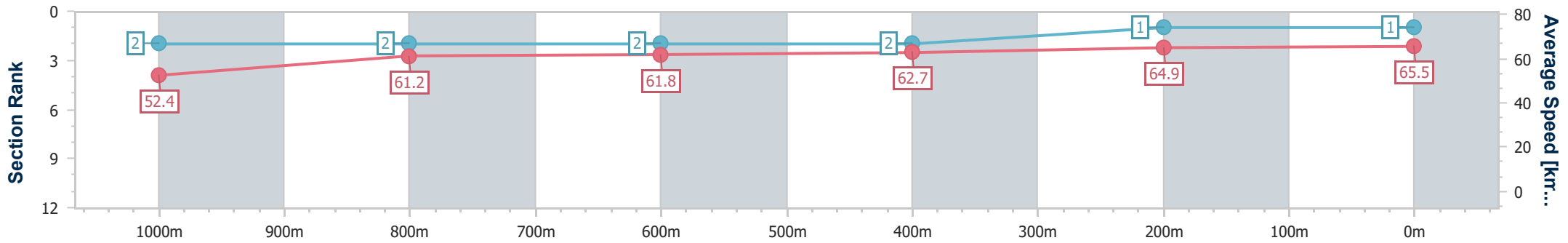
Race 3: BASE METAL FABRICATION Class 1 Handicap - 1200m



11 October 2023 - 14:30

Track Rating: Good 4, Weather: Fine, Rail Position: +6.0m Entire

Section	Overall	1000m	800m	600m	400m	200m
Section Times	1:10.56 [1] (0:13.74)	0:56.82 [2] (0:11.81)	0:45.01 [2] (0:11.57)	0:33.44 [2] (0:11.38)	0:22.06 [2] (0:11.04)	0:11.02 [1] (0:11.02)
Average Speed [km/h]	52.4	61.2	61.8	62.7	64.9	65.5
Top Speed [km/h]	65.8	62.0	62.8	63.4	66.7	67.0
Avg. Dist. to Rail [m]	7.2	0.7	1.7	2.8	0.6	0.4
Avg. Stride Freq. [Hz]	2.5	2.5	2.5	2.5	2.6	2.6
Avg. Stride Length [m]	5.8	6.8	6.9	7.0	7.0	7.0



- [] Ranking at each section and finish
- .-.- No data available at this section
- NA No data available



Horse/Jockey Name	A Lot Of Booty
Final Rank	2
Fastest Section Time (Section)	0:10.90 (400m)
Top Speed [km/h] (Section)	67.8 (400m)
Race State	Finished



Ipswich QLD Professional

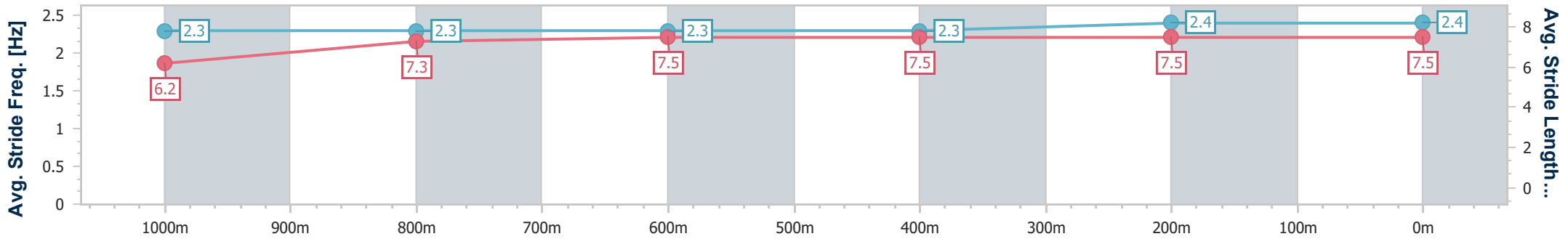
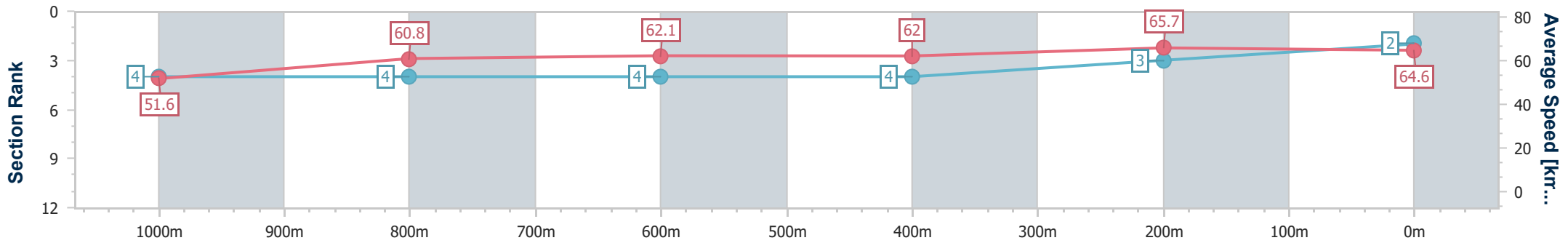
Race 3: BASE METAL FABRICATION Class 1 Handicap - 1200m



11 October 2023 - 14:30

Track Rating: Good 4, Weather: Fine, Rail Position: +6.0m Entire

Section	Overall	1000m	800m	600m	400m	200m
Section Times	1:10.80 [2] (0:13.93)	0:56.87 [4] (0:11.81)	0:45.06 [4] (0:11.50)	0:33.56 [4] (0:11.52)	0:22.04 [4] (0:10.90)	0:11.14 [3] (0:11.14)
Average Speed [km/h]	51.6	60.8	62.1	62.0	65.7	64.6
Top Speed [km/h]	65.5	63.6	62.8	63.2	67.8	66.7
Avg. Dist. to Rail [m]	1.0	1.6	1.9	1.8	1.0	1.3
Avg. Stride Freq. [Hz]	2.3	2.3	2.3	2.3	2.4	2.4
Avg. Stride Length [m]	6.2	7.3	7.5	7.5	7.5	7.5



- [] Ranking at each section and finish
- .-.- No data available at this section
- NA No data available



Horse/Jockey Name	Jovita
Final Rank	3
Fastest Section Time (Section)	0:10.97 (200m)
Top Speed [km/h] (Section)	67.2 (200m)
Race State	Finished



Ipswich QLD Professional

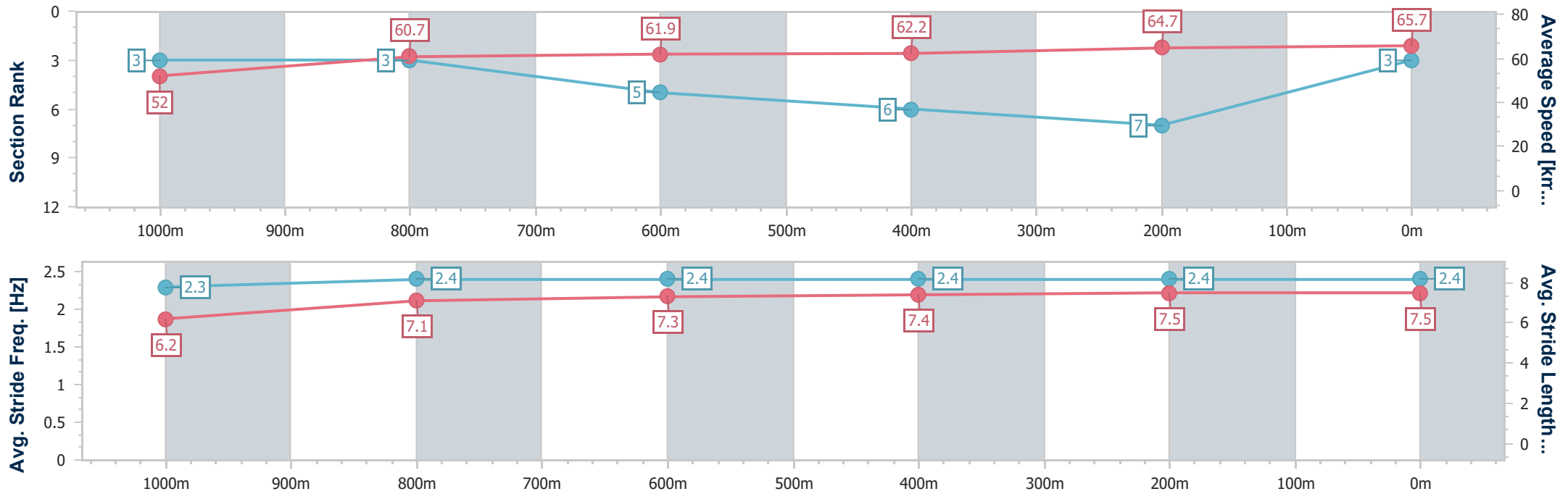
Race 3: BASE METAL FABRICATION Class 1 Handicap - 1200m

11 October 2023 - 14:30



Track Rating: Good 4, Weather: Fine, Rail Position: +6.0m Entire

Section	Overall	1000m	800m	600m	400m	200m
Section Times	1:10.90 [3] (0:13.85)	0:57.05 [3] (0:11.87)	0:45.18 [3] (0:11.57)	0:33.61 [5] (0:11.53)	0:22.08 [6] (0:11.11)	0:10.97 [7] (0:10.97)
Average Speed [km/h]	52.0	60.7	61.9	62.2	64.7	65.7
Top Speed [km/h]	64.8	63.6	62.8	63.3	66.5	67.2
Avg. Dist. to Rail [m]	3.9	0.5	1.3	1.0	0.4	0.3
Avg. Stride Freq. [Hz]	2.3	2.4	2.4	2.4	2.4	2.4
Avg. Stride Length [m]	6.2	7.1	7.3	7.4	7.5	7.5



- [] Ranking at each section and finish
- .-.- No data available at this section
- NA No data available



Horse/Jockey Name	Dealing's Done
Final Rank	4
Fastest Section Time (Section)	0:10.93 (400m)
Top Speed [km/h] (Section)	66.7 (200m)
Race State	Finished



Ipswich QLD Professional

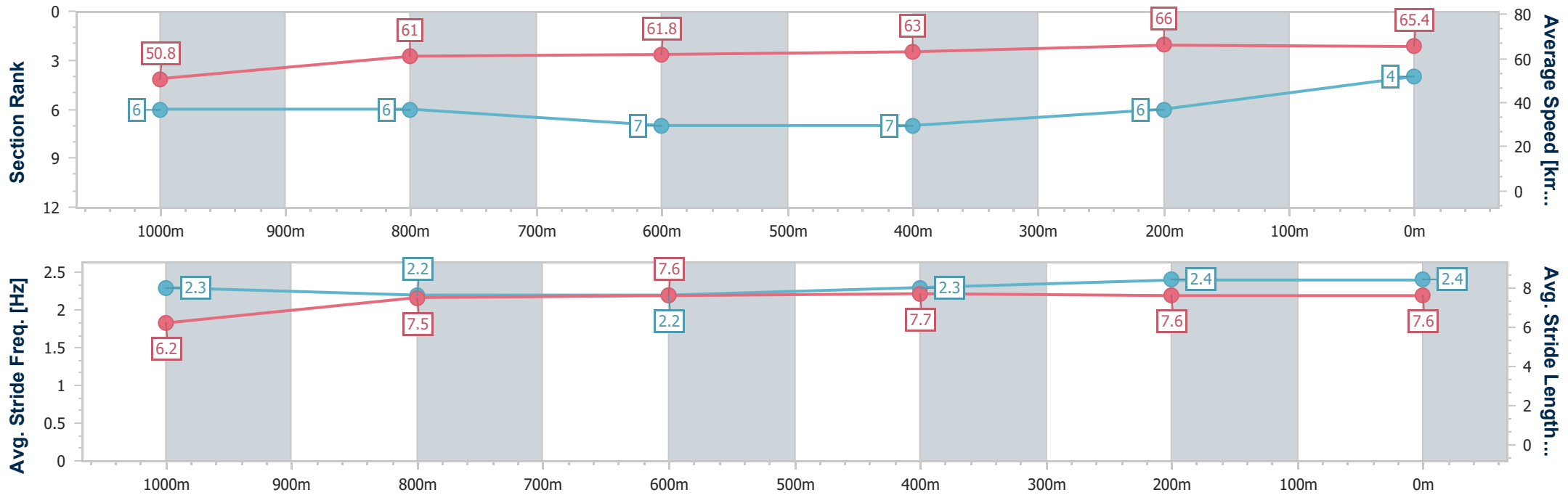
Race 3: BASE METAL FABRICATION Class 1 Handicap - 1200m



11 October 2023 - 14:30

Track Rating: Good 4, Weather: Fine, Rail Position: +6.0m Entire

Section	Overall	1000m	800m	600m	400m	200m
Section Times	1:10.92 [4] (0:14.18)	0:56.74 [6] (0:11.78)	0:44.96 [6] (0:11.59)	0:33.37 [7] (0:11.42)	0:21.95 [7] (0:10.93)	0:11.02 [6] (0:11.02)
Average Speed [km/h]	50.8	61.0	61.8	63.0	66.0	65.4
Top Speed [km/h]	64.8	64.7	63.1	64.7	66.6	66.7
Avg. Dist. to Rail [m]	2.1	0.5	1.2	0.7	1.7	3.7
Avg. Stride Freq. [Hz]	2.3	2.2	2.2	2.3	2.4	2.4
Avg. Stride Length [m]	6.2	7.5	7.6	7.7	7.6	7.6



- [] Ranking at each section and finish
- .-.- No data available at this section
- NA No data available



Horse/Jockey Name	Jump'n Fly
Final Rank	5
Fastest Section Time (Section)	0:11.06 (400m)
Top Speed [km/h] (Section)	65.6 (400m)
Race State	Finished



Ipswich QLD Professional

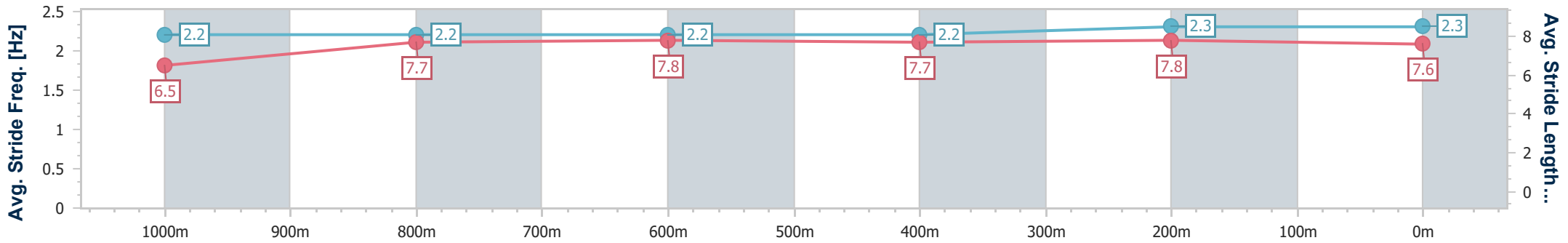
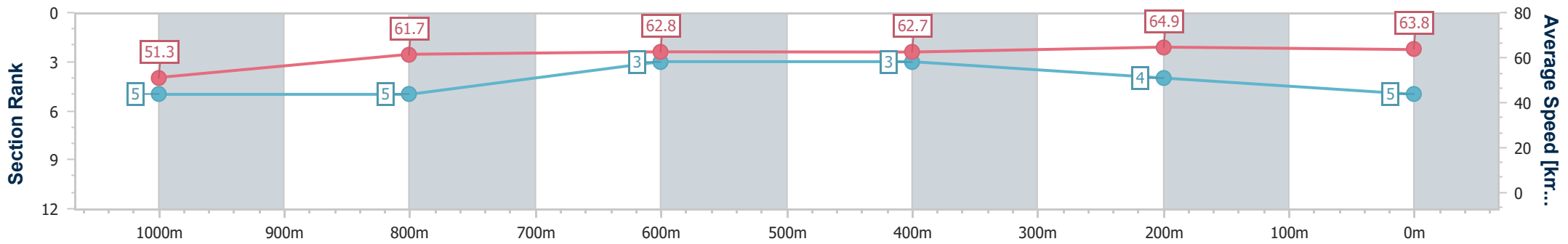
Race 3: BASE METAL FABRICATION Class 1 Handicap - 1200m

11 October 2023 - 14:30



Track Rating: Good 4, Weather: Fine, Rail Position: +6.0m Entire

Section	Overall	1000m	800m	600m	400m	200m
Section Times	1:11.00 [5] (0:14.06)	0:56.94 [5] (0:11.68)	0:45.26 [5] (0:11.46)	0:33.80 [3] (0:11.45)	0:22.35 [3] (0:11.06)	0:11.29 [4] (0:11.29)
Average Speed [km/h]	51.3	61.7	62.8	62.7	64.9	63.8
Top Speed [km/h]	65.2	62.6	64.1	63.8	65.6	65.2
Avg. Dist. to Rail [m]	4.3	0.9	0.4	0.7	0.7	1.8
Avg. Stride Freq. [Hz]	2.2	2.2	2.2	2.2	2.3	2.3
Avg. Stride Length [m]	6.5	7.7	7.8	7.7	7.8	7.6



- [] Ranking at each section and finish
- .-.- No data available at this section
- NA No data available



Horse/Jockey Name	Helikedempretty
Final Rank	6
Fastest Section Time (Section)	0:11.21 (400m)
Top Speed [km/h] (Section)	65.9 (Overall)
Race State	Finished



Ipswich QLD Professional

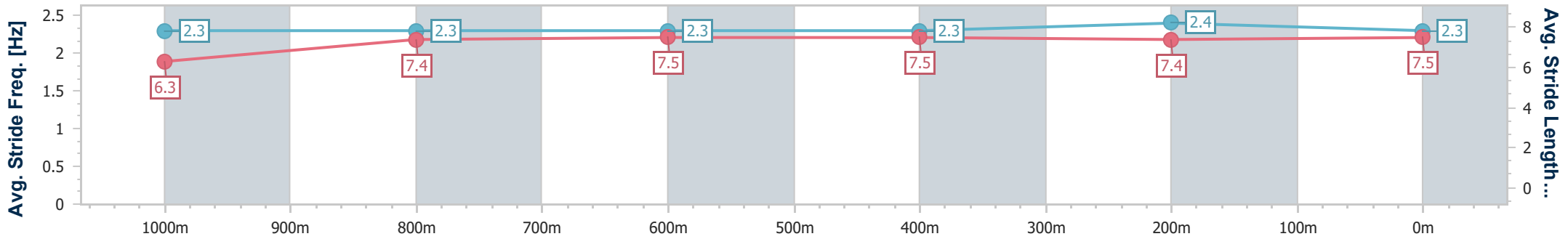
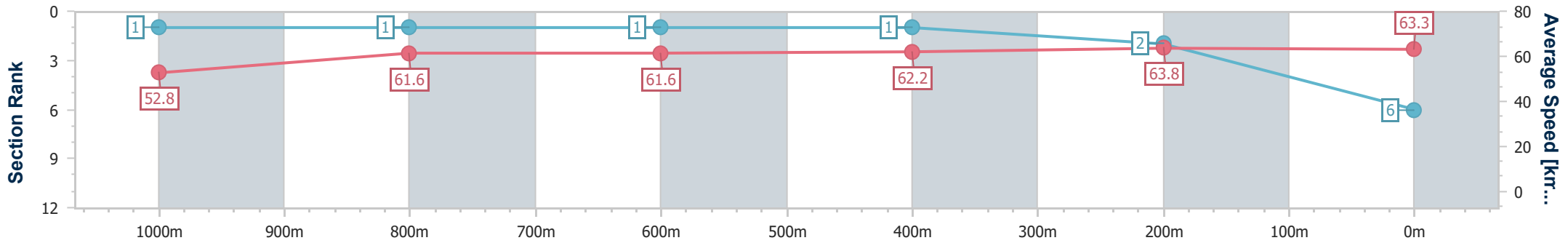
Race 3: BASE METAL FABRICATION Class 1 Handicap - 1200m



11 October 2023 - 14:30

Track Rating: Good 4, Weather: Fine, Rail Position: +6.0m Entire

Section	Overall	1000m	800m	600m	400m	200m
Section Times	1:11.01 [6] (0:13.66)	0:57.35 [1] (0:11.64)	0:45.71 [1] (0:11.62)	0:34.09 [1] (0:11.50)	0:22.59 [1] (0:11.21)	0:11.38 [2] (0:11.38)
Average Speed [km/h]	52.8	61.6	61.6	62.2	63.8	63.3
Top Speed [km/h]	65.9	62.8	62.5	63.0	64.9	64.0
Avg. Dist. to Rail [m]	4.9	1.4	1.8	1.6	1.7	1.6
Avg. Stride Freq. [Hz]	2.3	2.3	2.3	2.3	2.4	2.3
Avg. Stride Length [m]	6.3	7.4	7.5	7.5	7.4	7.5



- [] Ranking at each section and finish
- .-.- No data available at this section
- NA No data available



Horse/Jockey Name	Headlock
Final Rank	7
Fastest Section Time (Section)	0:11.11 (400m)
Top Speed [km/h] (Section)	65.3 (400m)
Race State	Finished



Ipswich QLD Professional

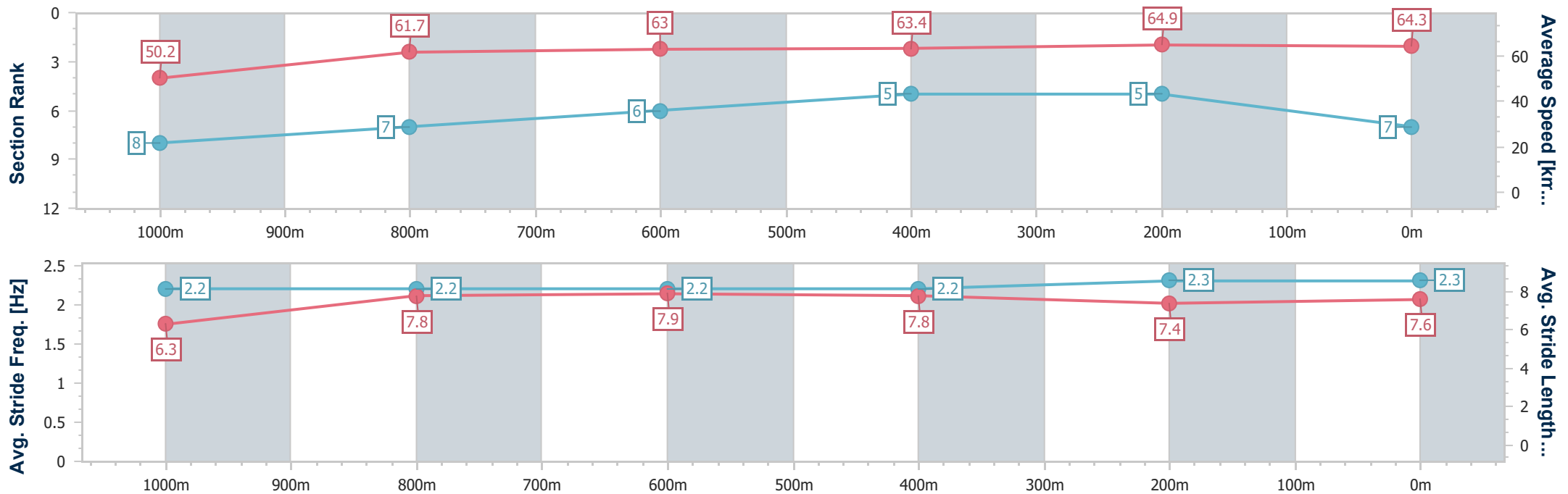
Race 3: BASE METAL FABRICATION Class 1 Handicap - 1200m

11 October 2023 - 14:30



Track Rating: Good 4, Weather: Fine, Rail Position: +6.0m Entire

Section	Overall	1000m	800m	600m	400m	200m
Section Times	1:11.09 [7] (0:14.32)	0:56.77 [8] (0:11.67)	0:45.10 [7] (0:11.41)	0:33.69 [6] (0:11.38)	0:22.31 [5] (0:11.11)	0:11.20 [5] (0:11.20)
Average Speed [km/h]	50.2	61.7	63.0	63.4	64.9	64.3
Top Speed [km/h]	63.5	63.5	64.5	64.5	65.3	65.3
Avg. Dist. to Rail [m]	3.3	0.4	0.2	0.3	0.8	2.1
Avg. Stride Freq. [Hz]	2.2	2.2	2.2	2.2	2.3	2.3
Avg. Stride Length [m]	6.3	7.8	7.9	7.8	7.4	7.6



- [] Ranking at each section and finish
- .-.- No data available at this section
- NA No data available



Horse/Jockey Name	More Than Subtle
Final Rank	8
Fastest Section Time (Section)	0:11.29 (400m)
Top Speed [km/h] (Section)	65.4 (Overall)
Race State	Finished



Ipswich QLD Professional

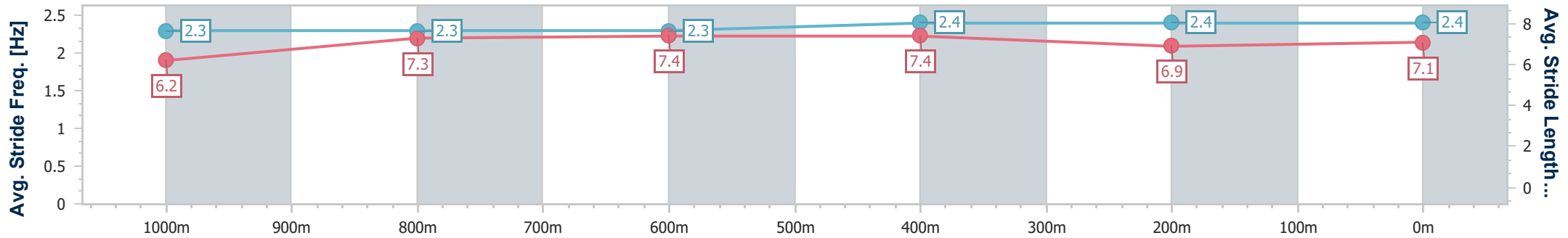
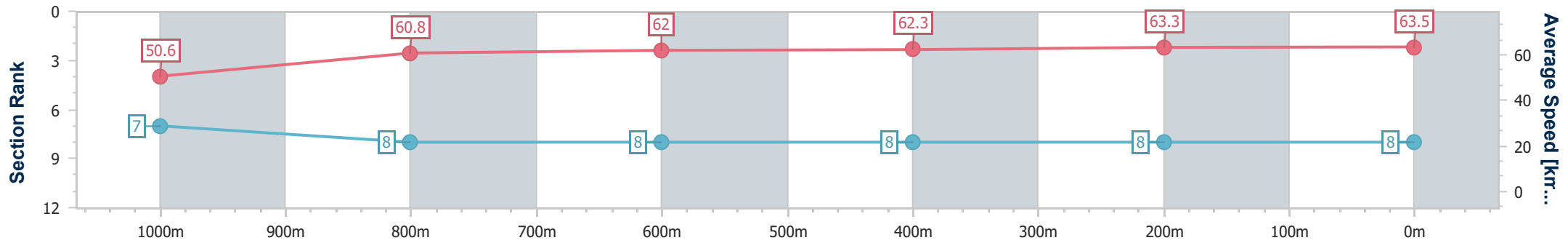
Race 3: BASE METAL FABRICATION Class 1 Handicap - 1200m



11 October 2023 - 14:30

Track Rating: Good 4, Weather: Fine, Rail Position: +6.0m Entire

Section	Overall	1000m	800m	600m	400m	200m
Section Times	1:11.62 [8] (0:14.23)	0:57.39 [7] (0:11.81)	0:45.58 [8] (0:11.51)	0:34.07 [8] (0:11.46)	0:22.61 [8] (0:11.29)	0:11.32 [8] (0:11.32)
Average Speed [km/h]	50.6	60.8	62.0	62.3	63.3	63.5
Top Speed [km/h]	65.4	64.2	63.6	63.5	63.8	64.3
Avg. Dist. to Rail [m]	1.4	1.4	2.0	1.9	1.8	0.7
Avg. Stride Freq. [Hz]	2.3	2.3	2.3	2.4	2.4	2.4
Avg. Stride Length [m]	6.2	7.3	7.4	7.4	6.9	7.1



- [] Ranking at each section and finish
- .-.- No data available at this section
- NA No data available