



Ipswich QLD Professional
Race 1: TIACS RACES 3 NOVEMBER BUY TICKETS QTIS Three-Year-Old
BENCHMARK 65 Handicap - 1200m
11 October 2023 - 13:18



Track Rating: Good 4, Weather: Fine, Rail Position: +6.0m Entire

Section		Overall	1000m	800m	600m	400m	200m	Last 600m					
Field Times		1:09.84 (0:13.61)	0:56.23 (0:10.97)	0:45.26 (0:11.25)	0:34.01 (0:11.46)	0:22.55 (0:11.41)	0:11.14 (0:11.14)	0:34.01					
Rank	TAB Horse/Jockey	Barrier	Top Speed [km/h]	Fastest Section						Margin	Distance Travelled [m]		
1	5 WEIGALL TIGER Cejay Graham	3	67.6 1000m	0:11.00 1000m	1:09.84 [1] (0:13.90)	0:55.94 [5] (0:11.00)	0:44.94 [4] (0:11.23)	0:33.71 [4] (0:11.40)	0:22.31 [3] (0:11.17)	0:11.14 [1] (0:11.14)	1:09.84	0:33.71	
2	6 WINSOME STAR Jaden Lloyd	2	66.9 1000m	0:10.97 1000m	1:10.08 [2] (0:14.27)	0:55.81 [8] (0:10.97)	0:44.84 [7] (0:11.43)	0:33.41 [7] (0:11.26)	0:22.15 [7] (0:11.08)	0:11.07 [6] (0:11.07)	1.3L	0:33.41	-1
3	8 SOO SWEET Martin Harley	8	67.9 Overall	0:11.04 1000m	1:10.19 [3] (0:13.65)	0:56.54 [2] (0:11.04)	0:45.50 [3] (0:11.42)	0:34.08 [3] (0:11.44)	0:22.64 [4] (0:11.31)	0:11.33 [2] (0:11.33)	1.8L	0:34.08	+3
4	3 BANDASHA Ben Thompson	7	65.8 400m	0:11.09 1000m	1:10.41 [4] (0:14.19)	0:56.22 [7] (0:11.09)	0:45.13 [8] (0:11.52)	0:33.61 [8] (0:11.29)	0:22.32 [8] (0:11.13)	0:11.19 [8] (0:11.19)	3.1L	0:33.61	+3
5	1 TOP FUN Angela Jones	5	66.1 Overall	0:11.19 1000m	1:10.64 [5] (0:14.00)	0:56.64 [6] (0:11.19)	0:45.45 [6] (0:11.43)	0:34.02 [6] (0:11.27)	0:22.75 [6] (0:11.27)	0:11.48 [7] (0:11.48)	4.4L	0:34.02	+2
6	4 OBEROI PRINCESS Samantha Collett	6	67.9 1000m	0:10.76 1000m	1:10.85 [6] (0:13.82)	0:57.03 [4] (0:10.76)	0:46.27 [1] (0:11.32)	0:34.95 [2] (0:11.47)	0:23.48 [2] (0:11.51)	0:11.97 [4] (0:11.97)	5.4L	0:34.95	+2
7	7 MASTERPLAN Justin Stanley	4	67.3 1000m	0:11.14 1000m	1:10.97 [7] (0:13.81)	0:57.16 [3] (0:11.14)	0:46.02 [5] (0:11.39)	0:34.63 [5] (0:11.24)	0:23.39 [5] (0:11.41)	0:11.98 [5] (0:11.98)	5.9L	0:34.63	+4
8	2 GALWAY HUSSLER Jake Molloy	1	67.2 1000m	0:11.02 1000m	1:10.98 [8] (0:13.61)	0:57.37 [1] (0:11.02)	0:46.35 [2] (0:11.20)	0:35.15 [1] (0:11.46)	0:23.69 [1] (0:11.59)	0:12.10 [3] (0:12.10)	6L	0:35.15	-2

[] Ranking at each section and finish
 -:-:- No data available at this section
 NA No data available

SCN Saddle cloth number
 DNF Did not finish
 DNT Did not track



Horse/Jockey Name	Weigall Tiger
Final Rank	1
Fastest Section Time (Section)	0:11.00 (1000m)
Top Speed [km/h] (Section)	67.6 (1000m)
Race State	Finished



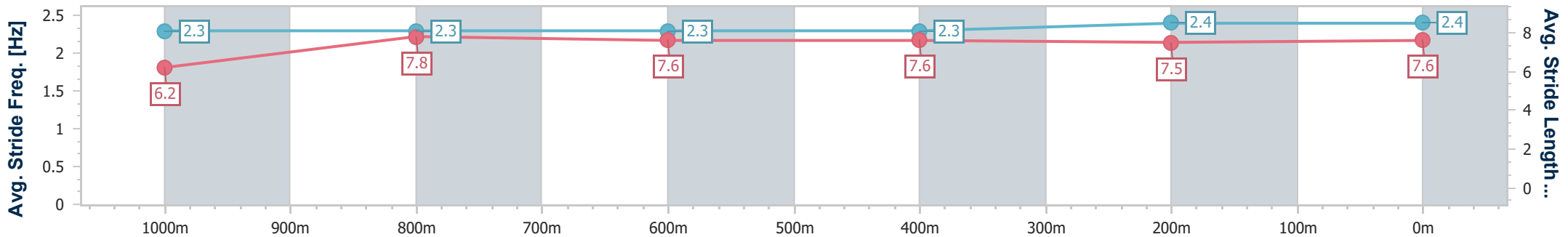
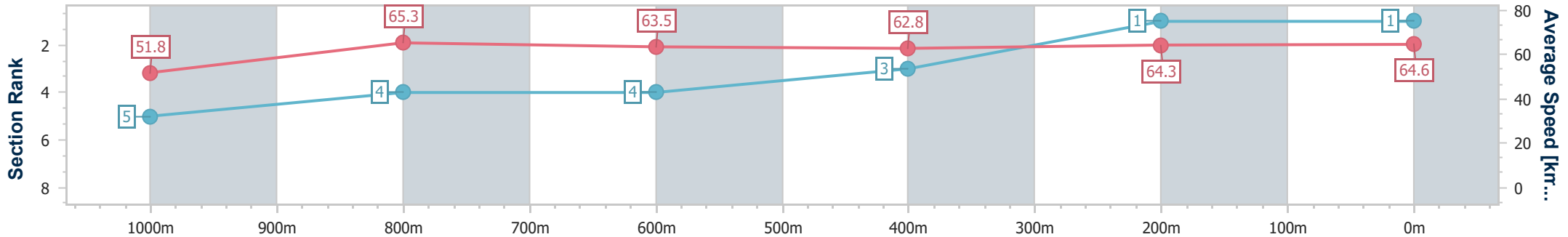
Ipswich QLD Professional
 Race 1: TIACS RACES 3 NOVEMBER BUY TICKETS QTIS Three
 -Year-Old BENCHMARK 65 Handicap - 1200m



11 October 2023 - 13:18

Track Rating: Good 4, Weather: Fine, Rail Position: +6.0m Entire

Section	Overall	1000m	800m	600m	400m	200m
Section Times	1:09.84 [1] (0:13.90)	0:55.94 [5] (0:11.00)	0:44.94 [4] (0:11.23)	0:33.71 [4] (0:11.40)	0:22.31 [3] (0:11.17)	0:11.14 [1] (0:11.14)
Average Speed [km/h]	51.8	65.3	63.5	62.8	64.3	64.6
Top Speed [km/h]	67.2	67.6	64.6	64.0	66.3	66.0
Avg. Dist. to Rail [m]	1.9	0.9	2.0	1.9	0.5	0.6
Avg. Stride Freq. [Hz]	2.3	2.3	2.3	2.3	2.4	2.4
Avg. Stride Length [m]	6.2	7.8	7.6	7.6	7.5	7.6



- [] Ranking at each section and finish
- .-.- No data available at this section
- NA No data available



Horse/Jockey Name	Winsome Star
Final Rank	2
Fastest Section Time (Section)	0:10.97 (1000m)
Top Speed [km/h] (Section)	66.9 (1000m)
Race State	Finished



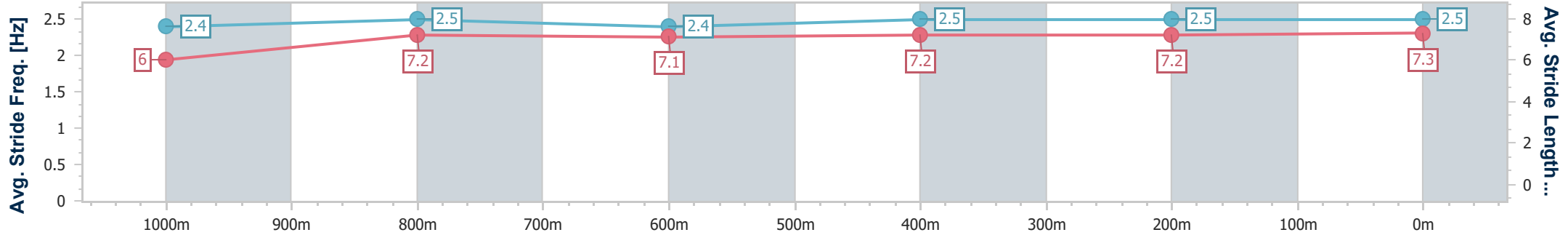
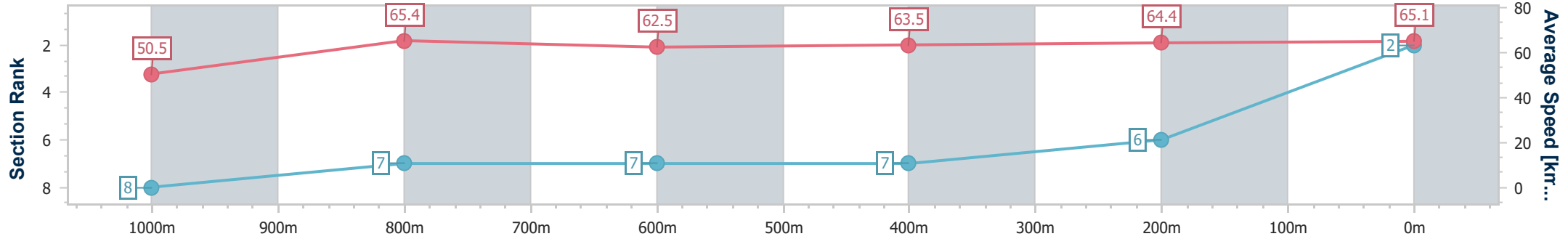
Ipswich QLD Professional
 Race 1: TIACS RACES 3 NOVEMBER BUY TICKETS QTIS Three
 -Year-Old BENCHMARK 65 Handicap - 1200m



11 October 2023 - 13:18

Track Rating: Good 4, Weather: Fine, Rail Position: +6.0m Entire

Section	Overall	1000m	800m	600m	400m	200m
Section Times	1:10.08 [2] (0:14.27)	0:55.81 [8] (0:10.97)	0:44.84 [7] (0:11.43)	0:33.41 [7] (0:11.26)	0:22.15 [7] (0:11.08)	0:11.07 [6] (0:11.07)
Average Speed [km/h]	50.5	65.4	62.5	63.5	64.4	65.1
Top Speed [km/h]	66.3	66.9	63.4	64.6	65.2	66.2
Avg. Dist. to Rail [m]	1.3	1.0	1.9	2.1	1.3	0.4
Avg. Stride Freq. [Hz]	2.4	2.5	2.4	2.5	2.5	2.5
Avg. Stride Length [m]	6.0	7.2	7.1	7.2	7.2	7.3



- [] Ranking at each section and finish
- .-.- No data available at this section
- NA No data available



Horse/Jockey Name	Soo Sweet
Final Rank	3
Fastest Section Time (Section)	0:11.04 (1000m)
Top Speed [km/h] (Section)	67.9 (Overall)
Race State	Finished



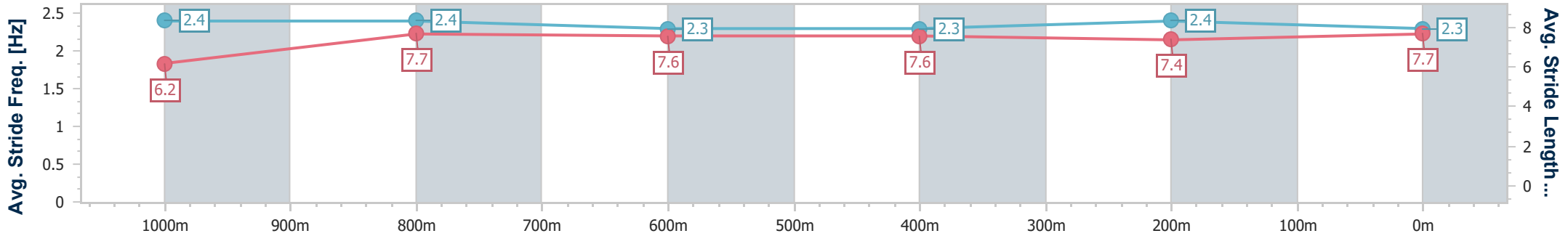
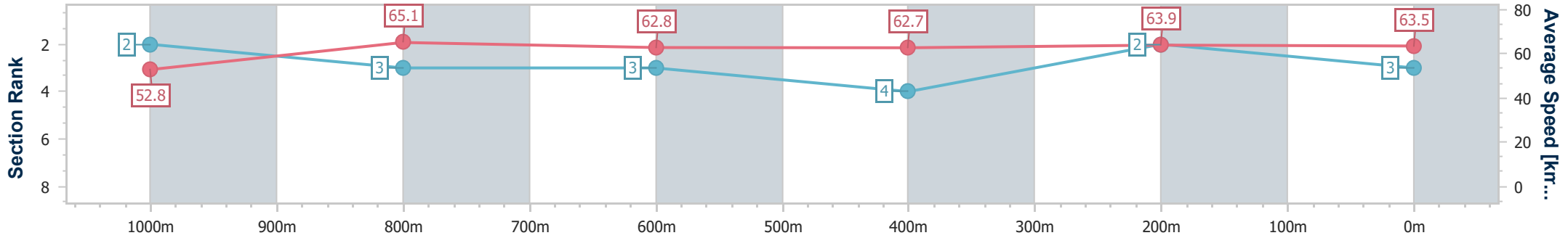
Ipswich QLD Professional
 Race 1: TIACS RACES 3 NOVEMBER BUY TICKETS QTIS Three
 -Year-Old BENCHMARK 65 Handicap - 1200m



11 October 2023 - 13:18

Track Rating: Good 4, Weather: Fine, Rail Position: +6.0m Entire

Section	Overall	1000m	800m	600m	400m	200m
Section Times	1:10.19 [3] (0:13.65)	0:56.54 [2] (0:11.04)	0:45.50 [3] (0:11.42)	0:34.08 [3] (0:11.44)	0:22.64 [4] (0:11.31)	0:11.33 [2] (0:11.33)
Average Speed [km/h]	52.8	65.1	62.8	62.7	63.9	63.5
Top Speed [km/h]	67.9	67.8	63.9	64.8	64.7	64.7
Avg. Dist. to Rail [m]	6.3	0.7	1.1	1.2	1.8	3.0
Avg. Stride Freq. [Hz]	2.4	2.4	2.3	2.3	2.4	2.3
Avg. Stride Length [m]	6.2	7.7	7.6	7.6	7.4	7.7



- [] Ranking at each section and finish
- .-.- No data available at this section
- NA No data available



Horse/Jockey Name	Bandasha
Final Rank	4
Fastest Section Time (Section)	0:11.09 (1000m)
Top Speed [km/h] (Section)	65.8 (400m)
Race State	Finished



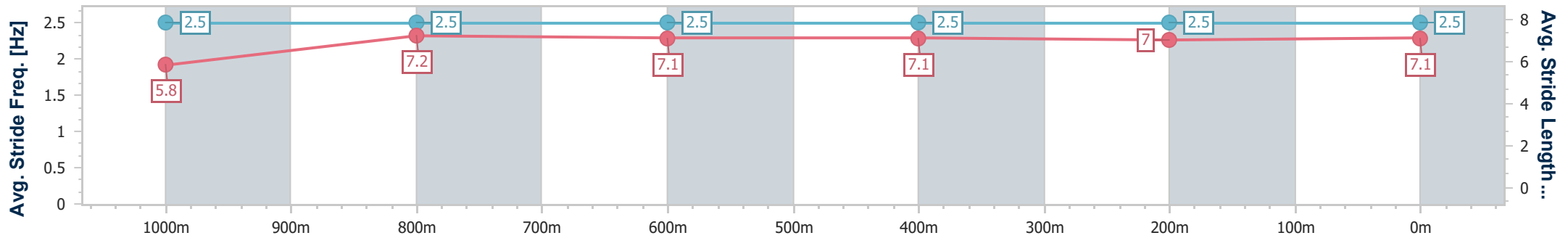
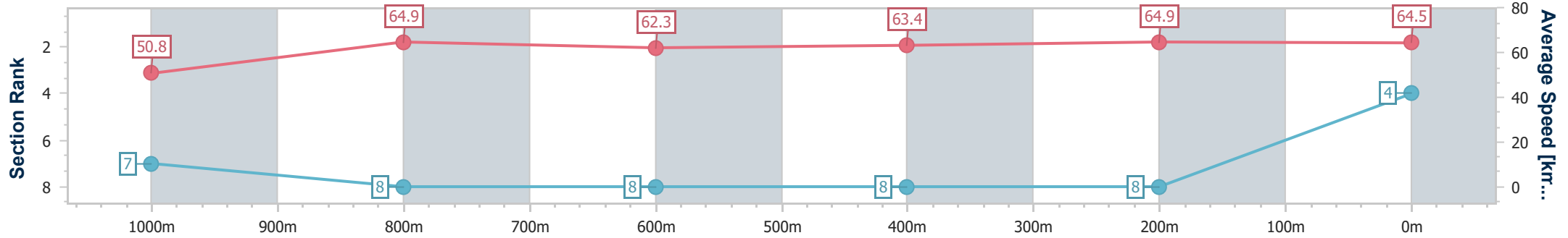
Ipswich QLD Professional
 Race 1: TIACS RACES 3 NOVEMBER BUY TICKETS QTIS Three
 -Year-Old BENCHMARK 65 Handicap - 1200m



11 October 2023 - 13:18

Track Rating: Good 4, Weather: Fine, Rail Position: +6.0m Entire

Section	Overall	1000m	800m	600m	400m	200m
Section Times	1:10.41 [4] (0:14.19)	0:56.22 [7] (0:11.09)	0:45.13 [8] (0:11.52)	0:33.61 [8] (0:11.29)	0:22.32 [8] (0:11.13)	0:11.19 [8] (0:11.19)
Average Speed [km/h]	50.8	64.9	62.3	63.4	64.9	64.5
Top Speed [km/h]	65.7	65.8	63.2	65.0	65.8	65.7
Avg. Dist. to Rail [m]	4.6	0.4	0.9	1.2	2.2	4.5
Avg. Stride Freq. [Hz]	2.5	2.5	2.5	2.5	2.5	2.5
Avg. Stride Length [m]	5.8	7.2	7.1	7.1	7.0	7.1



- [] Ranking at each section and finish
- .-.- No data available at this section
- NA No data available



Horse/Jockey Name	Top Fun
Final Rank	5
Fastest Section Time (Section)	0:11.19 (1000m)
Top Speed [km/h] (Section)	66.1 (Overall)
Race State	Finished



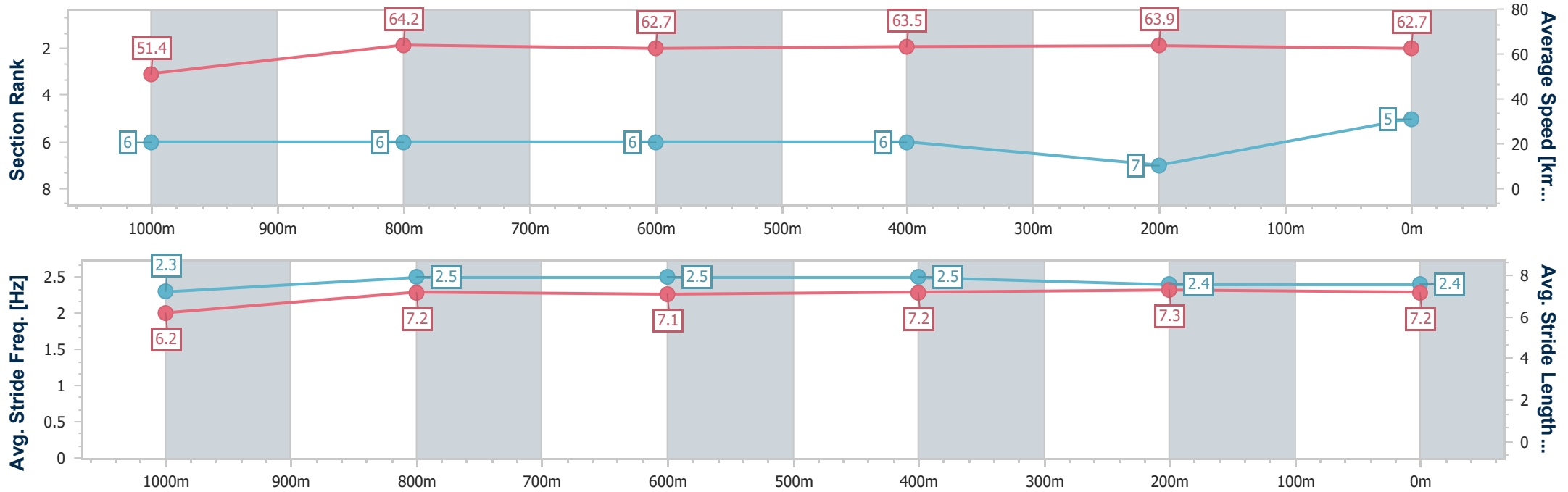
Ipswich QLD Professional
 Race 1: TIACS RACES 3 NOVEMBER BUY TICKETS QTIS Three
 -Year-Old BENCHMARK 65 Handicap - 1200m



11 October 2023 - 13:18

Track Rating: Good 4, Weather: Fine, Rail Position: +6.0m Entire

Section	Overall	1000m	800m	600m	400m	200m
Section Times	1:10.64 [5] (0:14.00)	0:56.64 [6] (0:11.19)	0:45.45 [6] (0:11.43)	0:34.02 [6] (0:11.27)	0:22.75 [6] (0:11.27)	0:11.48 [7] (0:11.48)
Average Speed [km/h]	51.4	64.2	62.7	63.5	63.9	62.7
Top Speed [km/h]	66.1	65.9	63.7	64.6	64.9	64.9
Avg. Dist. to Rail [m]	3.1	0.5	1.2	1.6	1.6	2.0
Avg. Stride Freq. [Hz]	2.3	2.5	2.5	2.5	2.4	2.4
Avg. Stride Length [m]	6.2	7.2	7.1	7.2	7.3	7.2



- [] Ranking at each section and finish
- .-.- No data available at this section
- NA No data available



Horse/Jockey Name	Oberoi Princess
Final Rank	6
Fastest Section Time (Section)	0:10.76 (1000m)
Top Speed [km/h] (Section)	67.9 (1000m)
Race State	Finished



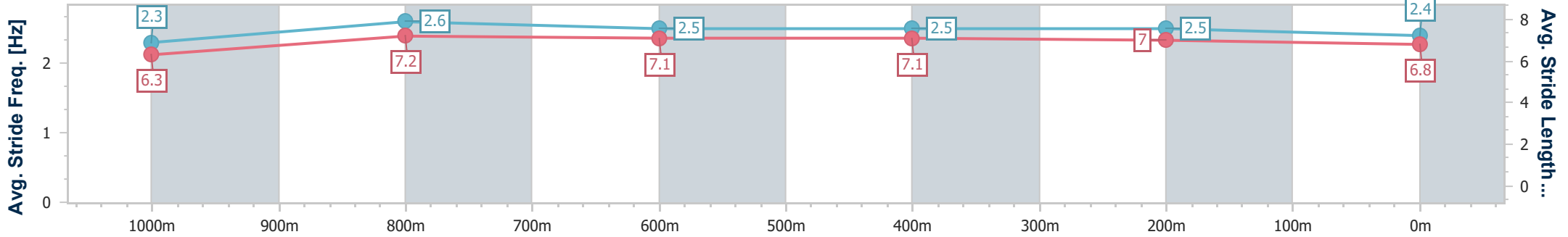
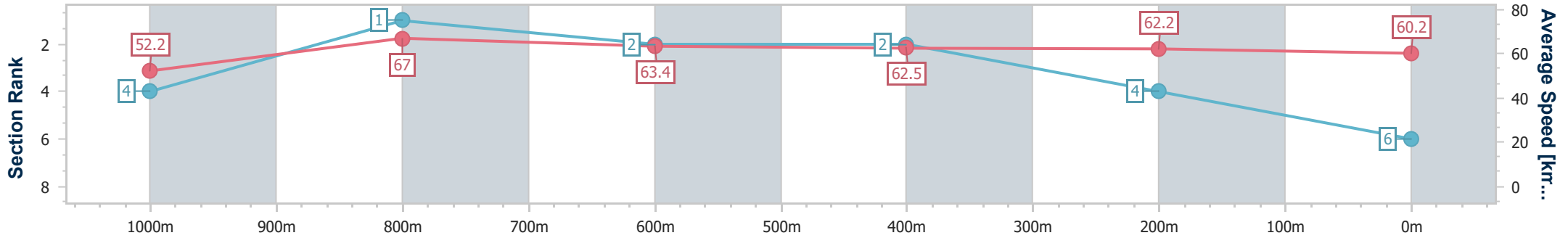
Ipswich QLD Professional
 Race 1: TIACS RACES 3 NOVEMBER BUY TICKETS QTIS Three
 -Year-Old BENCHMARK 65 Handicap - 1200m



11 October 2023 - 13:18

Track Rating: Good 4, Weather: Fine, Rail Position: +6.0m Entire

Section	Overall	1000m	800m	600m	400m	200m
Section Times	1:10.85 [6] (0:13.82)	0:57.03 [4] (0:10.76)	0:46.27 [1] (0:11.32)	0:34.95 [2] (0:11.47)	0:23.48 [2] (0:11.51)	0:11.97 [4] (0:11.97)
Average Speed [km/h]	52.2	67.0	63.4	62.5	62.2	60.2
Top Speed [km/h]	66.9	67.9	66.7	63.0	62.7	61.9
Avg. Dist. to Rail [m]	4.4	1.4	0.7	1.0	2.0	1.0
Avg. Stride Freq. [Hz]	2.3	2.6	2.5	2.5	2.5	2.4
Avg. Stride Length [m]	6.3	7.2	7.1	7.1	7.0	6.8



- [] Ranking at each section and finish
- .-.- No data available at this section
- NA No data available



Horse/Jockey Name	Masterplan
Final Rank	7
Fastest Section Time (Section)	0:11.14 (1000m)
Top Speed [km/h] (Section)	67.3 (1000m)
Race State	Finished



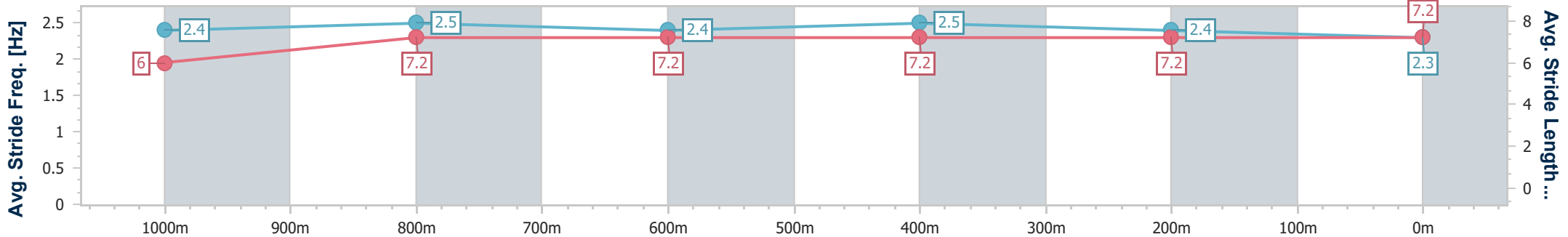
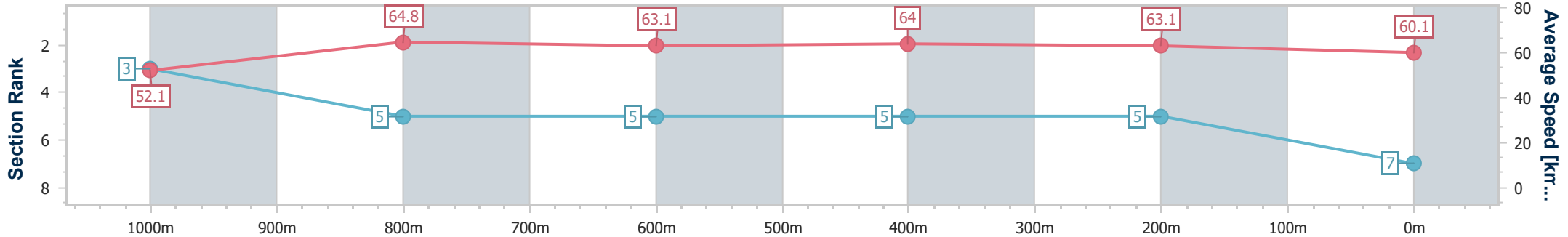
Ipswich QLD Professional
 Race 1: TIACS RACES 3 NOVEMBER BUY TICKETS QTIS Three
 -Year-Old BENCHMARK 65 Handicap - 1200m



11 October 2023 - 13:18

Track Rating: Good 4, Weather: Fine, Rail Position: +6.0m Entire

Section	Overall	1000m	800m	600m	400m	200m
Section Times	1:10.97 [7] (0:13.81)	0:57.16 [3] (0:11.14)	0:46.02 [5] (0:11.39)	0:34.63 [5] (0:11.24)	0:23.39 [5] (0:11.41)	0:11.98 [5] (0:11.98)
Average Speed [km/h]	52.1	64.8	63.1	64.0	63.1	60.1
Top Speed [km/h]	64.8	67.3	64.4	64.5	64.3	63.2
Avg. Dist. to Rail [m]	2.4	0.7	0.3	0.4	0.9	1.2
Avg. Stride Freq. [Hz]	2.4	2.5	2.4	2.5	2.4	2.3
Avg. Stride Length [m]	6.0	7.2	7.2	7.2	7.2	7.2



- [] Ranking at each section and finish
- .-.- No data available at this section
- NA No data available



Horse/Jockey Name	Galway Hussler
Final Rank	8
Fastest Section Time (Section)	0:11.02 (1000m)
Top Speed [km/h] (Section)	67.2 (1000m)
Race State	Finished



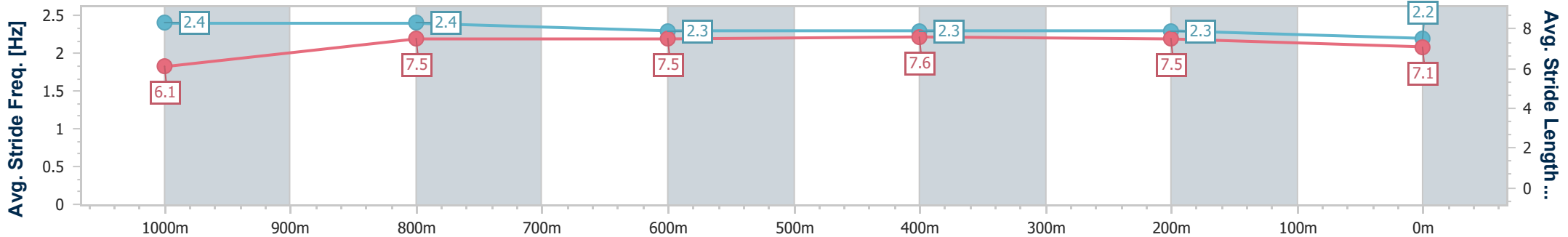
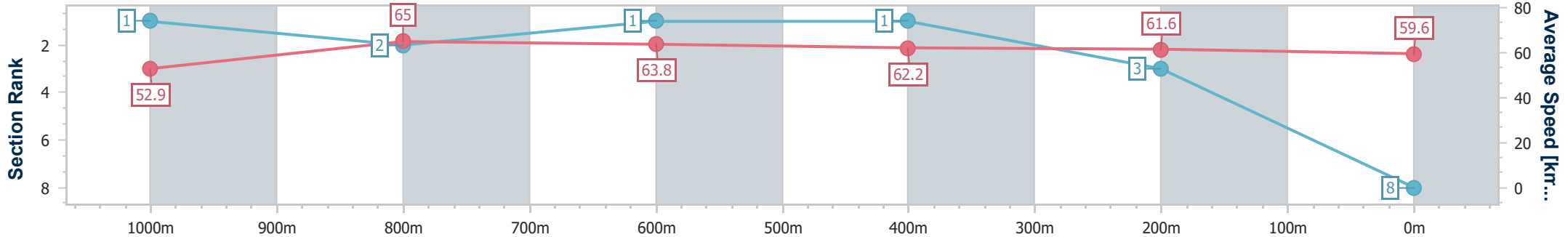
Ipswich QLD Professional
 Race 1: TIACS RACES 3 NOVEMBER BUY TICKETS QTIS Three
 -Year-Old BENCHMARK 65 Handicap - 1200m



11 October 2023 - 13:18

Track Rating: Good 4, Weather: Fine, Rail Position: +6.0m Entire

Section	Overall	1000m	800m	600m	400m	200m
Section Times	1:10.98 [8] (0:13.61)	0:57.37 [1] (0:11.02)	0:46.35 [2] (0:11.20)	0:35.15 [1] (0:11.46)	0:23.69 [1] (0:11.59)	0:12.10 [3] (0:12.10)
Average Speed [km/h]	52.9	65.0	63.8	62.2	61.6	59.6
Top Speed [km/h]	66.4	67.2	65.2	63.0	61.7	61.5
Avg. Dist. to Rail [m]	0.8	1.4	2.0	2.3	2.2	2.3
Avg. Stride Freq. [Hz]	2.4	2.4	2.3	2.3	2.3	2.2
Avg. Stride Length [m]	6.1	7.5	7.5	7.6	7.5	7.1



- [] Ranking at each section and finish
- .-.- No data available at this section
- NA No data available