



Eagle Farm QLD Professional

Race 9: XXXX GOLD Class 6 Handicap - 1400m

07 October 2023 - 16:33



BRISBANE
RACING CLUB

Track Rating: Good 4, Weather: Fine, Rail Position: +6m Entire Course

Section		Field Times										Last 600m
		Overall	1200m	1000m	800m	600m	400m					
		1:23.24 (0:13.57)	1:09.67 (0:11.01)	0:58.66 (0:11.60)	0:47.06 (0:12.18)	0:34.88 (0:11.79)	0:23.09 (0:11.23)	0:34.88				
Rank	TAB Horse/Jockey	Barrier	Top Speed [km/h]	Fastest Section								Distance Travelled [m]
1	12 PREACH Cejay Graham	1	67.7 1200m	0:11.01 1200m	1:23.24 [1] (0:13.57)	1:09.67 [1] (0:11.01)	0:58.66 [1] (0:11.60)	0:47.06 [1] (0:12.18)	0:34.88 [1] (0:11.80)	0:23.08 [2] (0:11.22)	0:34.88	
2	7 DALAALAAT Samantha Collett	2	67.4 1200m	0:10.98 1200m	1:23.45 [2] (0:13.88)	1:09.57 [5] (0:10.98)	0:58.59 [3] (0:11.60)	0:46.99 [3] (0:12.16)	0:34.83 [3] (0:11.76)	0:23.07 [4] (0:11.23)	0:34.83 -3	
3	3 CHATTY LADY James Orman	5	67.3 1200m	0:11.02 1200m	1:23.45 [3] (0:14.21)	1:09.24 [7] (0:11.02)	0:58.22 [6] (0:11.54)	0:46.68 [6] (0:12.10)	0:34.58 [5] (0:11.69)	0:22.89 [5] (0:11.02)	0:34.58 +0	
4	5 RELEASE THE BEANS Boris Thornton	6	66.9 400m	0:11.00 400m	1:23.67 [4] (0:14.12)	1:09.55 [6] (0:11.17)	0:58.38 [7] (0:11.67)	0:46.71 [8] (0:12.23)	0:34.48 [8] (0:11.68)	0:22.80 [8] (0:11.00)	0:34.48 +2	
5	4 MOB BUSTER Jag Guthmann-Chester	8	66.6 400m	0:11.06 400m	1:23.72 [5] (0:14.32)	1:09.40 [8] (0:11.14)	0:58.26 [8] (0:11.43)	0:46.83 [7] (0:12.19)	0:34.64 [7] (0:11.65)	0:22.99 [7] (0:11.06)	0:34.64 -1	
6	11 STAR OF CHAOS Ben Thompson	12	66.9 1200m	0:10.96 1200m	1:23.83 [6] (0:13.73)	1:10.10 [2] (0:10.96)	0:59.14 [2] (0:11.59)	0:47.55 [2] (0:12.13)	0:35.42 [2] (0:11.74)	0:23.68 [1] (0:11.39)	0:35.42 +0	
7	13 OUTBURST Robbie Dolan	10	66.3 400m	0:10.99 400m	1:23.88 [7] (0:14.64)	1:09.24 [10] (0:11.22)	0:58.02 [10] (0:11.40)	0:46.62 [10] (0:12.06)	0:34.56 [10] (0:11.72)	0:22.84 [9] (0:10.99)	0:34.56 -1	
8	6 BRIARS KINGDOM Angela Jones	7	66.7 1200m	0:11.17 1200m	1:23.93 [8] (0:13.80)	1:10.13 [3] (0:11.17)	0:58.96 [5] (0:11.60)	0:47.36 [4] (0:12.10)	0:35.26 [4] (0:11.68)	0:23.58 [3] (0:11.28)	0:35.26 -3	
9	1 NED'S GULLY Jake Molloy	3	66.5 400m	0:11.11 1200m	1:24.09 [9] (0:13.83)	1:10.26 [4] (0:11.11)	0:59.15 [4] (0:11.76)	0:47.39 [5] (0:12.27)	0:35.12 [6] (0:11.63)	0:23.49 [6] (0:11.21)	0:35.12 +3	
10	2 STARSPANGLED RODEO Damien Thornton	13	65.9 400m	0:11.11 400m	1:24.67 [10] (0:14.53)	1:10.14 [9] (0:11.14)	0:59.00 [9] (0:11.53)	0:47.47 [9] (0:12.11)	0:35.36 [9] (0:11.81)	0:23.55 [10] (0:11.11)	0:35.36 +4	

Scratched: Cottee (#9), Pocket Full (#8), Hamlet Von Snitzel (#10)

Report Created: Sat 7 October 2023 17:25 GMT+10 (Note: Timing is based on position data)

Page 1/12

[] Ranking at each section and finish
 -:-:- No data available at this section
 NA No data available

SCN Saddle cloth number
 DNF Did not finish
 DNT Did not track

data processed by TRIPLES DATA



Eagle Farm QLD Professional

Race 9: XXXX GOLD Class 6 Handicap - 1400m

07 October 2023 - 16:33



BRISBANE
RACING CLUB

Track Rating: Good 4, Weather: Fine, Rail Position: +6m Entire Course

Section				200m				Last 600m	
Field Times				0:11.86 (0:11.86)				0:34.88	
Rank	TAB	Horse/Jockey	Barrier	Top Speed [km/h]	Fastest Section	Margin			Distance Travelled [m]
1	12	PREACH Cejay Graham	1	67.7 1200m	0:11.01 1200m	0:11.86 [1] (0:11.86)	1:23.24		0:34.88
2	7	DALAALAAT Samantha Collett	2	67.4 1200m	0:10.98 1200m	0:11.84 [4] (0:11.84)	1.23L		0:34.83 -3
3	3	CHATTY LADY James Orman	5	67.3 1200m	0:11.02 1200m	0:11.87 [3] (0:11.87)	1.25L		0:34.58 +0
4	5	RELEASE THE BEANS Boris Thornton	6	66.9 400m	0:11.00 400m	0:11.80 [8] (0:11.80)	2.56L		0:34.48 +2
5	4	MOB BUSTER Jag Guthmann-Chester	8	66.6 400m	0:11.06 400m	0:11.93 [6] (0:11.93)	2.84L		0:34.64 -1
6	11	STAR OF CHAOS Ben Thompson	12	66.9 1200m	0:10.96 1200m	0:12.29 [2] (0:12.29)	3.5L		0:35.42 +0
7	13	OUTBURST Robbie Dolan	10	66.3 400m	0:10.99 400m	0:11.85 [9] (0:11.85)	3.8L		0:34.56 -1
8	6	BRIARS KINGDOM Angela Jones	7	66.7 1200m	0:11.17 1200m	0:12.30 [5] (0:12.30)	4.09L		0:35.26 -3
9	1	NED'S GULLY Jake Molloy	3	66.5 400m	0:11.11 1200m	0:12.28 [7] (0:12.28)	4.99L		0:35.12 +3
10	2	STARSPANGLED RODEO Damien Thornton	13	65.9 400m	0:11.11 400m	0:12.44 [10] (0:12.44)	8.41L		0:35.36 +4

Scratched: Cottee (#9), Pocket Full (#8), Hamlet Von Snitzel (#10)

Report Created: Sat 7 October 2023 17:25 GMT+10 (Note: Timing is based on position data)

Page 2/12

[] Ranking at each section and finish
 -:-:- No data available at this section
 NA No data available

SCN Saddle cloth number
 DNF Did not finish
 DNT Did not track

data processed by TRIPLES DATA



Horse/Jockey Name	Preach
Final Rank	1
Fastest Section Time (Section)	0:11.01 (1200m)
Top Speed [km/h] (Section)	67.7 (1200m)
Race State	Finished



Eagle Farm QLD Professional

Race 9: XXXX GOLD Class 6 Handicap - 1400m

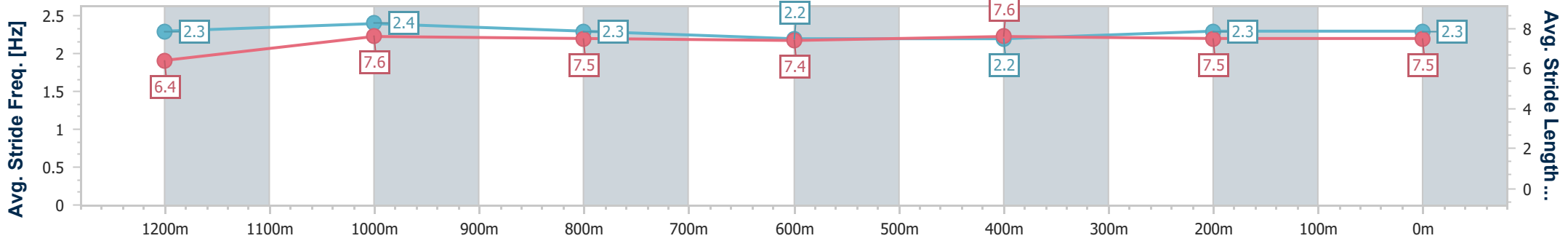
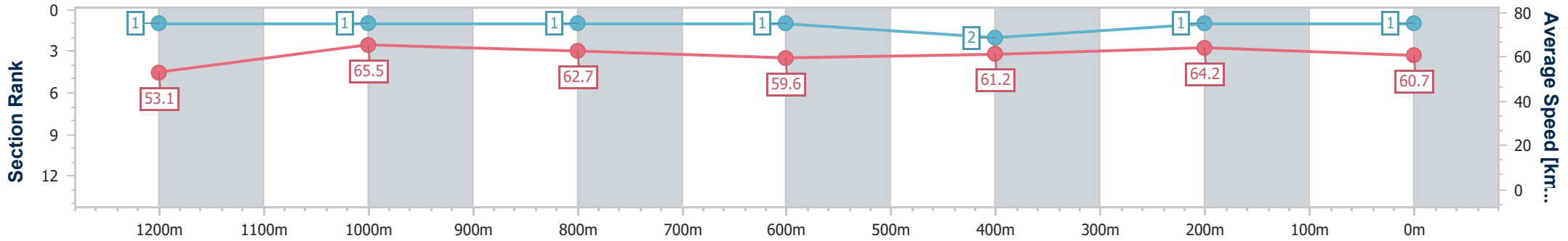
07 October 2023 - 16:33

Track Rating: Good 4, Weather: Fine, Rail Position: +6m Entire Course



BRISBANE RACING CLUB

Section	Overall	1200m	1000m	800m	600m	400m	200m
Section Times	1:23.24 [1] (0:13.57)	1:09.67 [1] (0:11.01)	0:58.66 [1] (0:11.60)	0:47.06 [1] (0:12.18)	0:34.88 [1] (0:11.80)	0:23.08 [2] (0:11.22)	0:11.86 [1] (0:11.86)
Average Speed [km/h]	53.1	65.5	62.7	59.6	61.2	64.2	60.7
Top Speed [km/h]	66.0	67.7	64.2	61.0	63.5	65.0	63.5
Avg. Dist. to Rail [m]	1.2	2.3	2.2	1.6	0.6	0.8	0.6
Avg. Stride Freq. [Hz]	2.3	2.4	2.3	2.2	2.2	2.3	2.3
Avg. Stride Length [m]	6.4	7.6	7.5	7.4	7.6	7.5	7.5



- [] Ranking at each section and finish
- .-.- No data available at this section
- NA No data available



Horse/Jockey Name	Dalaalaat
Final Rank	2
Fastest Section Time (Section)	0:10.98 (1200m)
Top Speed [km/h] (Section)	67.4 (1200m)
Race State	Finished



Eagle Farm QLD Professional

Race 9: XXXX GOLD Class 6 Handicap - 1400m

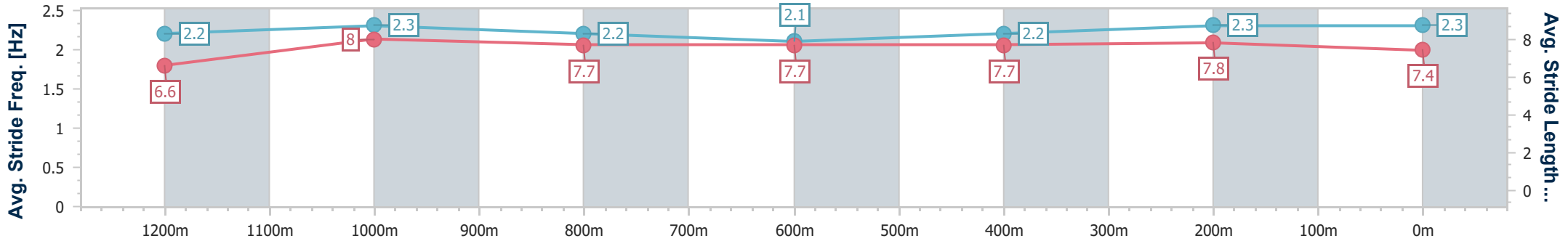
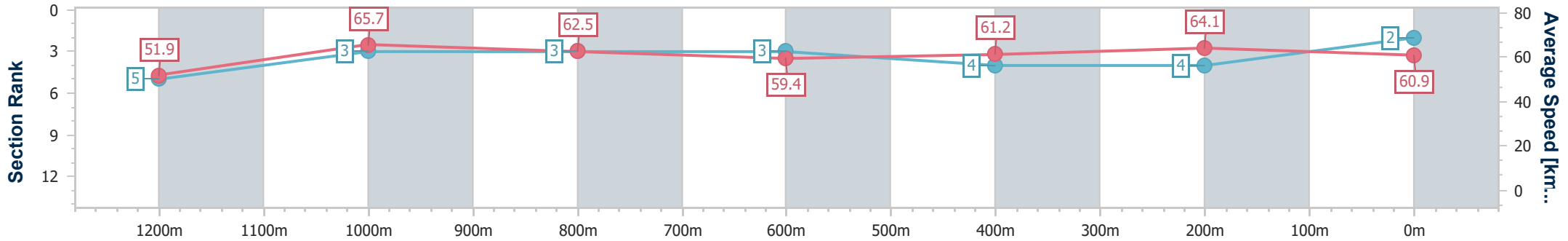
07 October 2023 - 16:33

Track Rating: Good 4, Weather: Fine, Rail Position: +6m Entire Course



BRISBANE RACING CLUB

Section	Overall	1200m	1000m	800m	600m	400m	200m
Section Times	1:23.45 [2] (0:13.88)	1:09.57 [5] (0:10.98)	0:58.59 [3] (0:11.60)	0:46.99 [3] (0:12.16)	0:34.83 [3] (0:11.76)	0:23.07 [4] (0:11.23)	0:11.84 [4] (0:11.84)
Average Speed [km/h]	51.9	65.7	62.5	59.4	61.2	64.1	60.9
Top Speed [km/h]	66.2	67.4	64.0	60.4	62.7	65.2	63.7
Avg. Dist. to Rail [m]	1.8	2.3	1.3	0.4	0.2	0.6	0.8
Avg. Stride Freq. [Hz]	2.2	2.3	2.2	2.1	2.2	2.3	2.3
Avg. Stride Length [m]	6.6	8.0	7.7	7.7	7.7	7.8	7.4



- [] Ranking at each section and finish
- .-.- No data available at this section
- NA No data available



Horse/Jockey Name	Chatty Lady
Final Rank	3
Fastest Section Time (Section)	0:11.02 (1200m)
Top Speed [km/h] (Section)	67.3 (1200m)
Race State	Finished



Eagle Farm QLD Professional

Race 9: XXXX GOLD Class 6 Handicap - 1400m

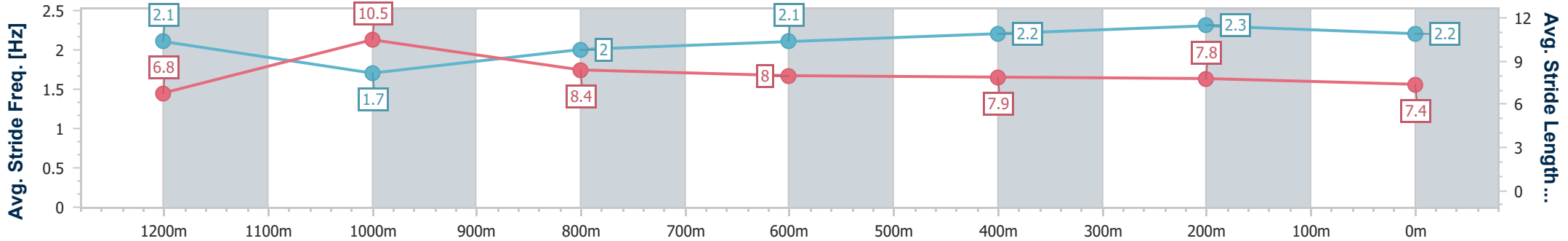
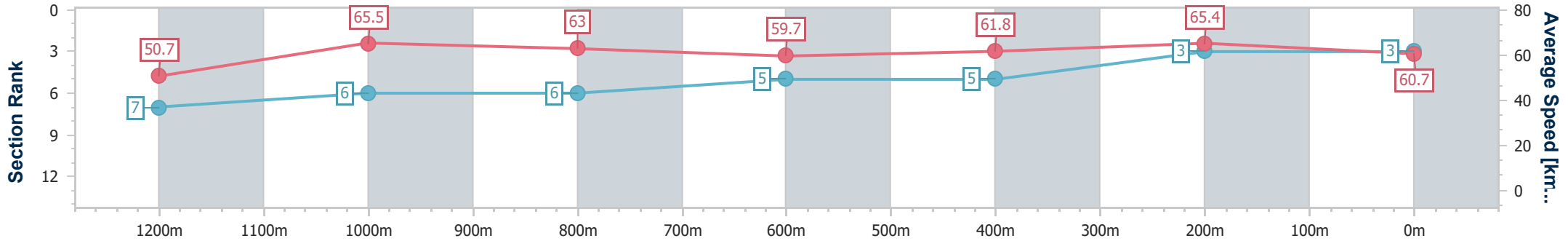
07 October 2023 - 16:33

Track Rating: Good 4, Weather: Fine, Rail Position: +6m Entire Course



BRISBANE RACING CLUB

Section	Overall	1200m	1000m	800m	600m	400m	200m
Section Times	1:23.45 [3] (0:14.21)	1:09.24 [7] (0:11.02)	0:58.22 [6] (0:11.54)	0:46.68 [6] (0:12.10)	0:34.58 [5] (0:11.69)	0:22.89 [5] (0:11.02)	0:11.87 [3] (0:11.87)
Average Speed [km/h]	50.7	65.5	63.0	59.7	61.8	65.4	60.7
Top Speed [km/h]	66.0	67.3	64.8	61.8	65.4	66.4	64.5
Avg. Dist. to Rail [m]	2.9	2.1	2.2	0.9	0.8	4.6	5.3
Avg. Stride Freq. [Hz]	2.1	1.7	2.0	2.1	2.2	2.3	2.2
Avg. Stride Length [m]	6.8	10.5	8.4	8.0	7.9	7.8	7.4



- [] Ranking at each section and finish
- .-.- No data available at this section
- NA No data available



Horse/Jockey Name	Release The Beans
Final Rank	4
Fastest Section Time (Section)	0:11.00 (400m)
Top Speed [km/h] (Section)	66.9 (400m)
Race State	Finished



Eagle Farm QLD Professional

Race 9: XXXX GOLD Class 6 Handicap - 1400m

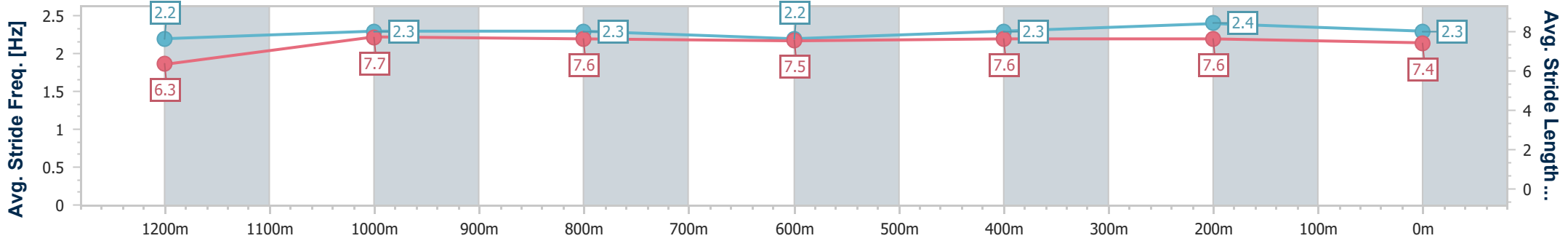
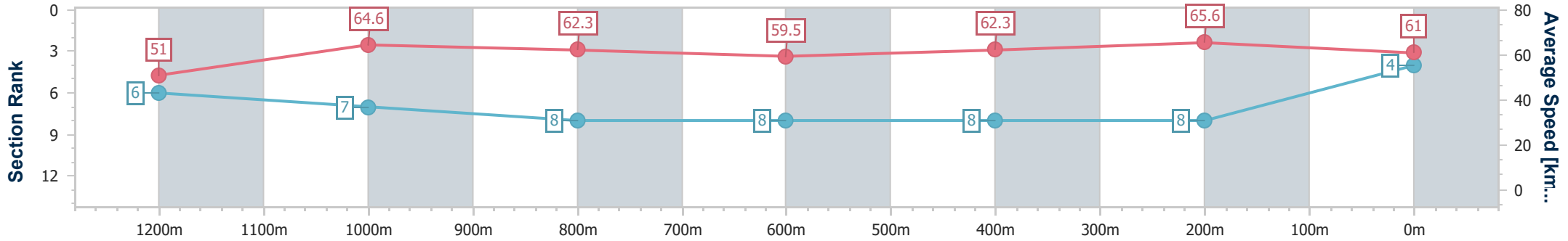
07 October 2023 - 16:33

Track Rating: Good 4, Weather: Fine, Rail Position: +6m Entire Course



BRISBANE RACING CLUB

Section	Overall	1200m	1000m	800m	600m	400m	200m
Section Times	1:23.67 [4] (0:14.12)	1:09.55 [6] (0:11.17)	0:58.38 [7] (0:11.67)	0:46.71 [8] (0:12.23)	0:34.48 [8] (0:11.68)	0:22.80 [8] (0:11.00)	0:11.80 [8] (0:11.80)
Average Speed [km/h]	51.0	64.6	62.3	59.5	62.3	65.6	61.0
Top Speed [km/h]	64.3	65.9	63.8	61.6	65.3	66.9	63.5
Avg. Dist. to Rail [m]	3.0	1.9	2.0	2.6	2.0	5.1	5.9
Avg. Stride Freq. [Hz]	2.2	2.3	2.3	2.2	2.3	2.4	2.3
Avg. Stride Length [m]	6.3	7.7	7.6	7.5	7.6	7.6	7.4



- [] Ranking at each section and finish
- .-.- No data available at this section
- NA No data available



Horse/Jockey Name	Mob Buster
Final Rank	5
Fastest Section Time (Section)	0:11.06 (400m)
Top Speed [km/h] (Section)	66.6 (400m)
Race State	Finished



Eagle Farm QLD Professional

Race 9: XXXX GOLD Class 6 Handicap - 1400m

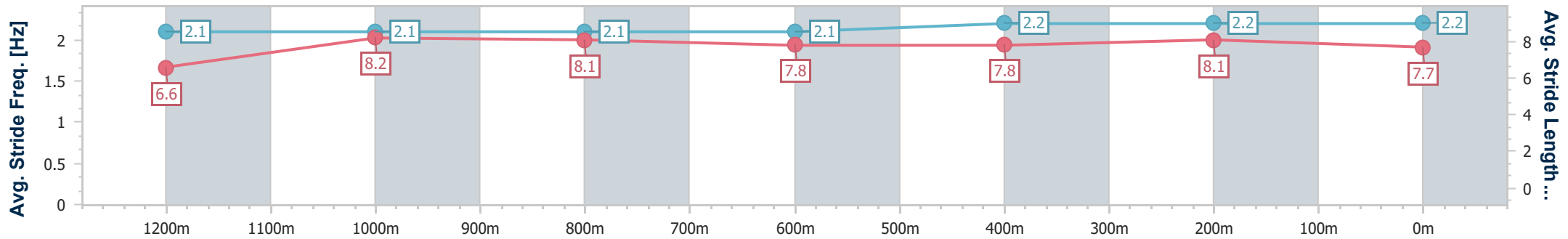
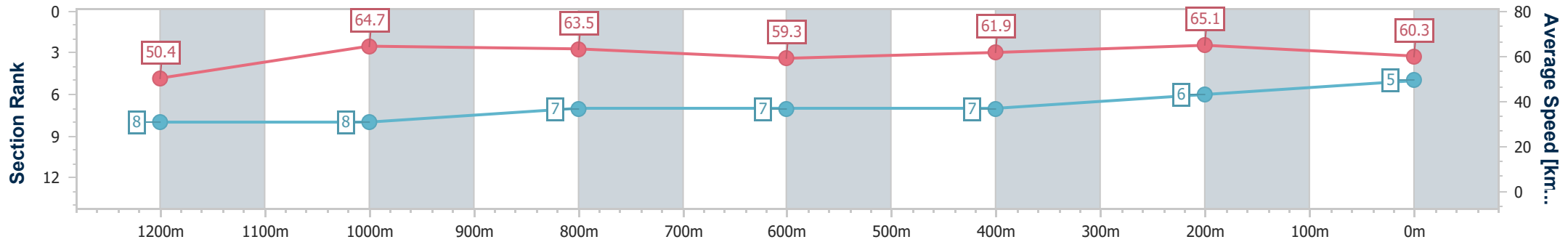
07 October 2023 - 16:33

Track Rating: Good 4, Weather: Fine, Rail Position: +6m Entire Course



BRISBANE RACING CLUB

Section	Overall	1200m	1000m	800m	600m	400m	200m
Section Times	1:23.72 [5] (0:14.32)	1:09.40 [8] (0:11.14)	0:58.26 [8] (0:11.43)	0:46.83 [7] (0:12.19)	0:34.64 [7] (0:11.65)	0:22.99 [7] (0:11.06)	0:11.93 [6] (0:11.93)
Average Speed [km/h]	50.4	64.7	63.5	59.3	61.9	65.1	60.3
Top Speed [km/h]	63.9	65.6	65.3	62.5	66.4	66.6	63.2
Avg. Dist. to Rail [m]	5.0	2.6	1.6	0.8	0.4	2.6	4.2
Avg. Stride Freq. [Hz]	2.1	2.1	2.1	2.1	2.2	2.2	2.2
Avg. Stride Length [m]	6.6	8.2	8.1	7.8	7.8	8.1	7.7



- [] Ranking at each section and finish
- .-.- No data available at this section
- NA No data available



Horse/Jockey Name	Star Of Chaos
Final Rank	6
Fastest Section Time (Section)	0:10.96 (1200m)
Top Speed [km/h] (Section)	66.9 (1200m)
Race State	Finished



Eagle Farm QLD Professional

Race 9: XXXX GOLD Class 6 Handicap - 1400m

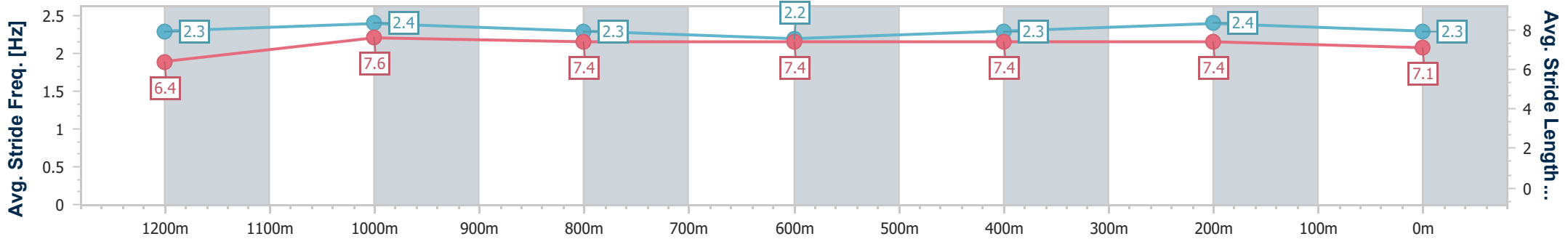
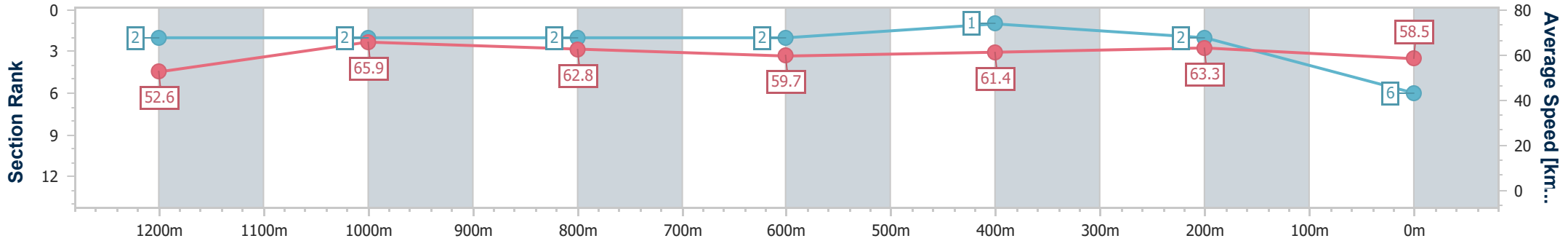
07 October 2023 - 16:33

Track Rating: Good 4, Weather: Fine, Rail Position: +6m Entire Course



BRISBANE RACING CLUB

Section	Overall	1200m	1000m	800m	600m	400m	200m
Section Times	1:23.83 [6] (0:13.73)	1:10.10 [2] (0:10.96)	0:59.14 [2] (0:11.59)	0:47.55 [2] (0:12.13)	0:35.42 [2] (0:11.74)	0:23.68 [1] (0:11.39)	0:12.29 [2] (0:12.29)
Average Speed [km/h]	52.6	65.9	62.8	59.7	61.4	63.3	58.5
Top Speed [km/h]	66.4	66.9	64.6	60.5	63.0	64.4	62.5
Avg. Dist. to Rail [m]	6.6	3.3	2.4	0.9	0.7	0.5	0.2
Avg. Stride Freq. [Hz]	2.3	2.4	2.3	2.2	2.3	2.4	2.3
Avg. Stride Length [m]	6.4	7.6	7.4	7.4	7.4	7.4	7.1



- [] Ranking at each section and finish
- .-.- No data available at this section
- NA No data available



Horse/Jockey Name	Outburst
Final Rank	7
Fastest Section Time (Section)	0:10.99 (400m)
Top Speed [km/h] (Section)	66.3 (400m)
Race State	Finished



Eagle Farm QLD Professional

Race 9: XXXX GOLD Class 6 Handicap - 1400m

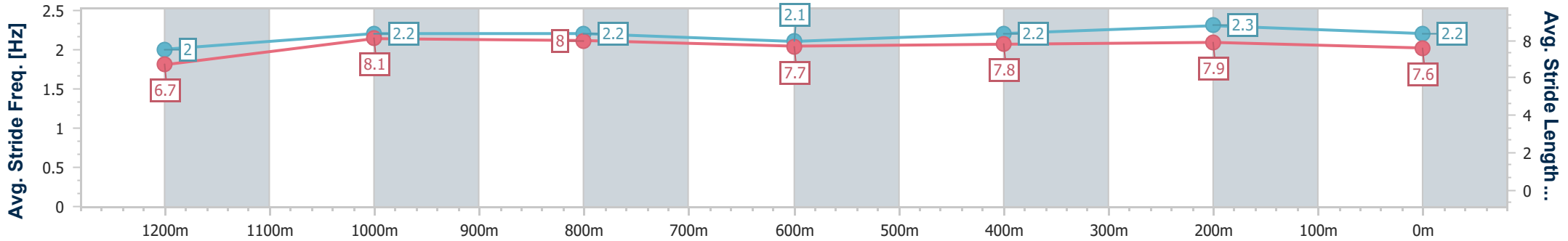
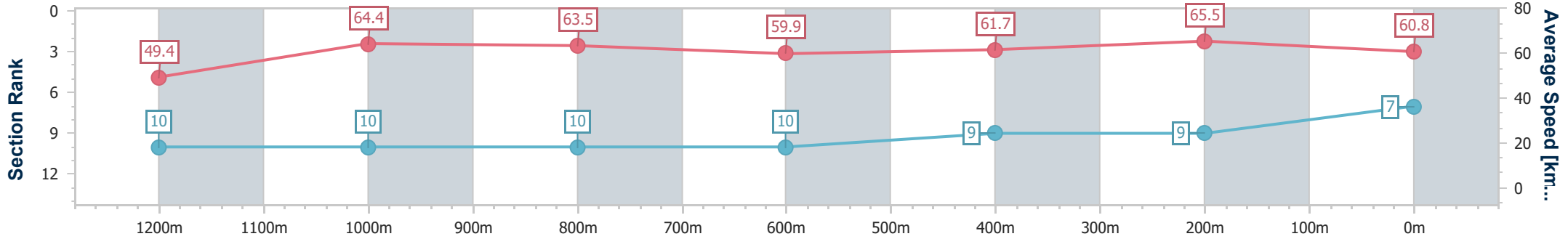
07 October 2023 - 16:33

Track Rating: Good 4, Weather: Fine, Rail Position: +6m Entire Course



BRISBANE RACING CLUB

Section	Overall	1200m	1000m	800m	600m	400m	200m
Section Times	1:23.88 [7] (0:14.64)	1:09.24 [10] (0:11.22)	0:58.02 [10] (0:11.40)	0:46.62 [10] (0:12.06)	0:34.56 [10] (0:11.72)	0:22.84 [9] (0:10.99)	0:11.85 [9] (0:11.85)
Average Speed [km/h]	49.4	64.4	63.5	59.9	61.7	65.5	60.8
Top Speed [km/h]	64.3	65.2	65.1	63.1	65.6	66.3	63.8
Avg. Dist. to Rail [m]	6.3	2.6	1.5	1.0	0.7	3.8	6.7
Avg. Stride Freq. [Hz]	2.0	2.2	2.2	2.1	2.2	2.3	2.2
Avg. Stride Length [m]	6.7	8.1	8.0	7.7	7.8	7.9	7.6



- [] Ranking at each section and finish
- .-.- No data available at this section
- NA No data available



Horse/Jockey Name	Briars Kingdom
Final Rank	8
Fastest Section Time (Section)	0:11.17 (1200m)
Top Speed [km/h] (Section)	66.7 (1200m)
Race State	Finished



Eagle Farm QLD Professional

Race 9: XXXX GOLD Class 6 Handicap - 1400m

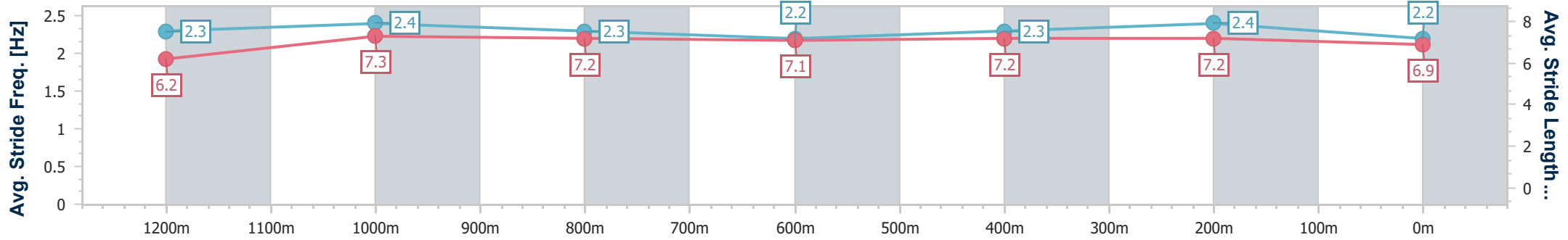
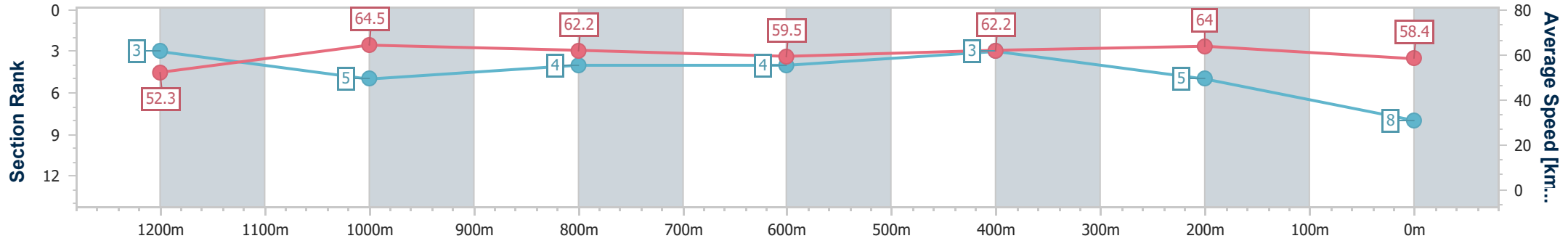
07 October 2023 - 16:33

Track Rating: Good 4, Weather: Fine, Rail Position: +6m Entire Course



BRISBANE RACING CLUB

Section	Overall	1200m	1000m	800m	600m	400m	200m
Section Times	1:23.93 [8] (0:13.80)	1:10.13 [3] (0:11.17)	0:58.96 [5] (0:11.60)	0:47.36 [4] (0:12.10)	0:35.26 [4] (0:11.68)	0:23.58 [3] (0:11.28)	0:12.30 [5] (0:12.30)
Average Speed [km/h]	52.3	64.5	62.2	59.5	62.2	64.0	58.4
Top Speed [km/h]	65.6	66.7	63.4	60.3	64.1	65.0	62.0
Avg. Dist. to Rail [m]	3.8	1.8	0.4	0.3	2.0	3.8	5.4
Avg. Stride Freq. [Hz]	2.3	2.4	2.3	2.2	2.3	2.4	2.2
Avg. Stride Length [m]	6.2	7.3	7.2	7.1	7.2	7.2	6.9



- [] Ranking at each section and finish
- .-.- No data available at this section
- NA No data available



Horse/Jockey Name	Ned's Gully
Final Rank	9
Fastest Section Time (Section)	0:11.11 (1200m)
Top Speed [km/h] (Section)	66.5 (400m)
Race State	Finished



Eagle Farm QLD Professional

Race 9: XXXX GOLD Class 6 Handicap - 1400m

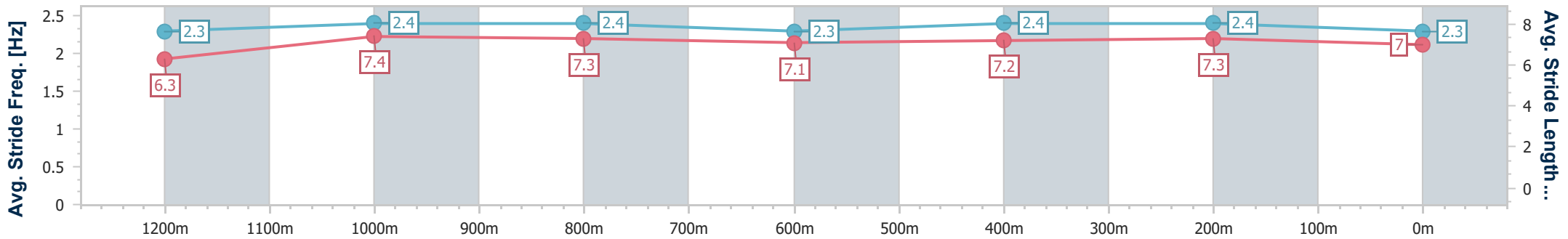
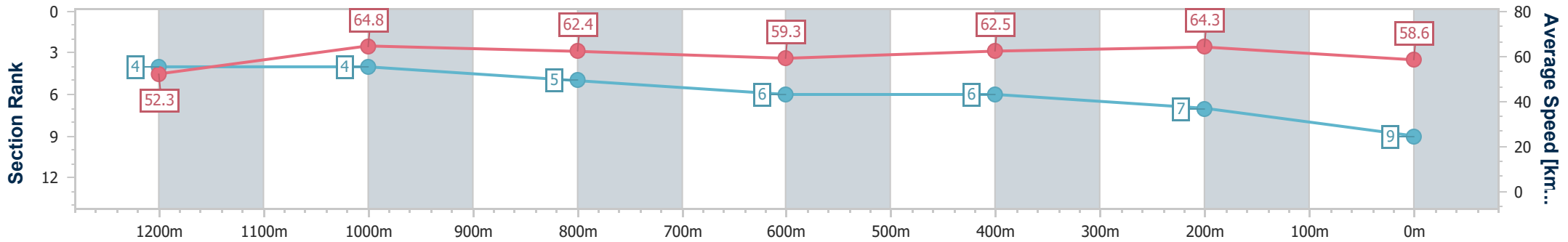
07 October 2023 - 16:33

Track Rating: Good 4, Weather: Fine, Rail Position: +6m Entire Course



BRISBANE RACING CLUB

Section	Overall	1200m	1000m	800m	600m	400m	200m
Section Times	1:24.09 [9] (0:13.83)	1:10.26 [4] (0:11.11)	0:59.15 [4] (0:11.76)	0:47.39 [5] (0:12.27)	0:35.12 [6] (0:11.63)	0:23.49 [6] (0:11.21)	0:12.28 [7] (0:12.28)
Average Speed [km/h]	52.3	64.8	62.4	59.3	62.5	64.3	58.6
Top Speed [km/h]	66.4	66.4	63.6	61.3	65.7	66.5	62.5
Avg. Dist. to Rail [m]	2.2	2.7	3.6	2.3	2.1	5.1	4.4
Avg. Stride Freq. [Hz]	2.3	2.4	2.4	2.3	2.4	2.4	2.3
Avg. Stride Length [m]	6.3	7.4	7.3	7.1	7.2	7.3	7.0



- [] Ranking at each section and finish
- .-.- No data available at this section
- NA No data available



Horse/Jockey Name	Starspangled Rodeo
Final Rank	10
Fastest Section Time (Section)	0:11.11 (400m)
Top Speed [km/h] (Section)	65.9 (400m)
Race State	Finished



Eagle Farm QLD Professional

Race 9: XXXX GOLD Class 6 Handicap - 1400m

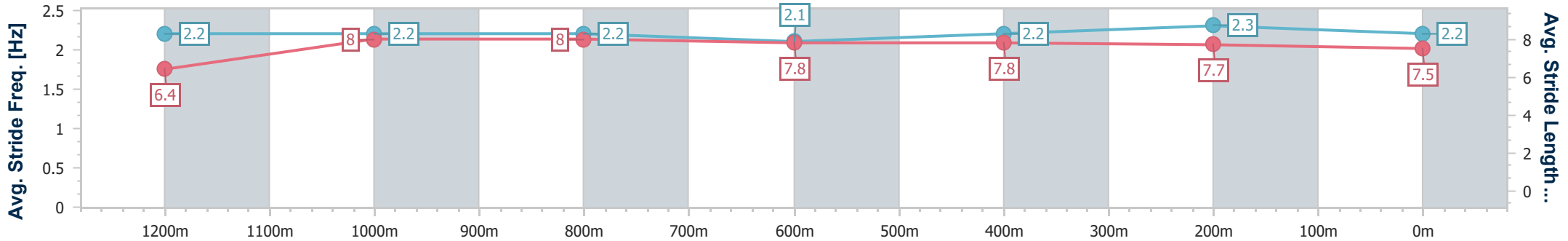
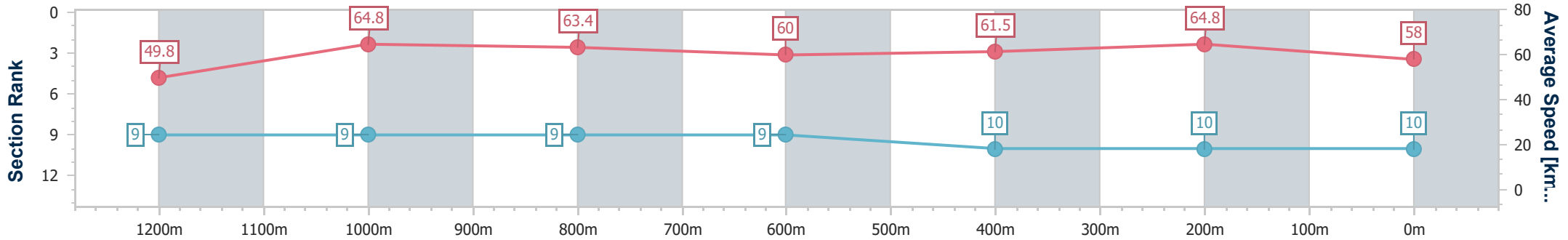
07 October 2023 - 16:33

Track Rating: Good 4, Weather: Fine, Rail Position: +6m Entire Course



BRISBANE RACING CLUB

Section	Overall	1200m	1000m	800m	600m	400m	200m
Section Times	1:24.67 [10] (0:14.53)	1:10.14 [9] (0:11.14)	0:59.00 [9] (0:11.53)	0:47.47 [9] (0:12.11)	0:35.36 [9] (0:11.81)	0:23.55 [10] (0:11.11)	0:12.44 [10] (0:12.44)
Average Speed [km/h]	49.8	64.8	63.4	60.0	61.5	64.8	58.0
Top Speed [km/h]	63.3	65.8	65.1	62.3	65.6	65.9	62.9
Avg. Dist. to Rail [m]	9.4	3.9	2.9	2.2	2.2	6.0	5.2
Avg. Stride Freq. [Hz]	2.2	2.2	2.2	2.1	2.2	2.3	2.2
Avg. Stride Length [m]	6.4	8.0	8.0	7.8	7.8	7.7	7.5



- [] Ranking at each section and finish
- .-.- No data available at this section
- NA No data available