



Eagle Farm QLD Professional
Race 4: RQ SUPPORTS RACING INDUSTRY SAFETY QTIS Three-Year-Old Handicap - 1400m
07 October 2023 - 13:34



Track Rating: Good 4, Weather: Fine, Rail Position: +6m Entire Course

Section											Last 600m		
Field Times											0:35.29		
	Overall	1200m	1000m	800m	600m	400m							
	1:24.44 (0:13.63)	1:10.81 (0:11.39)	0:59.42 (0:12.04)	0:47.38 (0:12.09)	0:35.29 (0:11.57)	0:23.72 (0:11.48)							
Rank	TAB	Horse/Jockey	Barrier	Top Speed [km/h]	Fastest Section							Distance Travelled [m]	
1	7	CHAMPAGNE BENDER Damien Thornton	1	65.6 1200m	0:11.25 400m	1:24.44 [1] (0:14.11)	1:10.33 [6] (0:11.59)	0:58.74 [6] (0:12.06)	0:46.68 [6] (0:12.08)	0:34.60 [6] (0:11.47)	0:23.13 [6] (0:11.25)	0:34.60	
2	2	BOOMING LAD Ben Thompson	2	65.5 400m	0:11.31 400m	1:24.45 [2] (0:13.84)	1:10.61 [3] (0:11.54)	0:59.07 [4] (0:11.88)	0:47.19 [3] (0:12.04)	0:35.15 [3] (0:11.64)	0:23.51 [4] (0:11.31)	0:35.15	+2
3	6	RED DEFCON Samantha Collett	4	65.9 400m	0:11.19 400m	1:24.47 [3] (0:14.01)	1:10.46 [5] (0:11.53)	0:58.93 [5] (0:12.03)	0:46.90 [5] (0:12.05)	0:34.85 [5] (0:11.43)	0:23.42 [5] (0:11.19)	0:34.85	+6
3	8	SHADOW CRUISER Robbie Dolan	6	68.1 1200m	0:11.33 400m	1:24.47 [3] (0:13.91)	1:10.56 [4] (0:11.37)	0:59.19 [3] (0:11.98)	0:47.21 [4] (0:12.13)	0:35.08 [4] (0:11.53)	0:23.55 [3] (0:11.33)	0:35.08	+6
5	1	IN EVIDENCE Bailey Wheeler	8	66.2 400m	0:11.16 400m	1:24.50 [5] (0:14.22)	1:10.28 [7] (0:11.52)	0:58.76 [7] (0:12.06)	0:46.70 [7] (0:12.05)	0:34.65 [7] (0:11.58)	0:23.07 [7] (0:11.16)	0:34.65	+6
6	3	ALL VALOUR Kirk Matheson	5	66.2 Overall	0:11.39 1200m	1:24.60 [6] (0:13.63)	1:10.97 [1] (0:11.39)	0:59.58 [1] (0:12.04)	0:47.54 [1] (0:12.09)	0:35.45 [1] (0:11.57)	0:23.88 [1] (0:11.48)	0:35.45	-1
7	4	CONEY ISLAND BABY Rikki Jamieson	3	66.8 1200m	0:11.41 1200m	1:24.68 [7] (0:13.64)	1:11.04 [2] (0:11.41)	0:59.63 [2] (0:12.04)	0:47.59 [2] (0:12.08)	0:35.51 [2] (0:11.66)	0:23.85 [2] (0:11.61)	0:35.51	+6

Scratched: Dusk Over Dubai (#5)

[] Ranking at each section and finish
 -:-:- No data available at this section
 NA No data available

SCN Saddle cloth number
 DNF Did not finish
 DNT Did not track



Eagle Farm QLD Professional
Race 4: RQ SUPPORTS RACING INDUSTRY SAFETY QTIS Three-Year-Old Handicap - 1400m
07 October 2023 - 13:34



Track Rating: Good 4, Weather: Fine, Rail Position: +6m Entire Course

Section							200m			Last 600m
Field Times							0:12.24			0:35.29
							(0:12.24)			
Rank	TAB	Horse/Jockey	Barrier	Top Speed [km/h]	Fastest Section	Margin			Distance Travelled [m]	
1	7	CHAMPAGNE BENDER	1	65.6	0:11.25	0:11.88 [6]	1:24.44			0:34.60
		Damien Thornton		1200m	400m	(0:11.88)				
2	2	BOOMING LAD	2	65.5	0:11.31	0:12.20 [3]	0.05L			0:35.15 +2
		Ben Thompson		400m	400m	(0:12.20)				
3	6	RED DEFCON	4	65.9	0:11.19	0:12.23 [2]	0.2L			0:34.85 +6
		Samantha Collett		400m	400m	(0:12.23)				
3	8	SHADOW CRUISER	6	68.1	0:11.33	0:12.22 [4]	0.2L			0:35.08 +6
		Robbie Dolan		1200m	400m	(0:12.22)				
5	1	IN EVIDENCE	8	66.2	0:11.16	0:11.91 [7]	0.33L			0:34.65 +6
		Bailey Wheeler		400m	400m	(0:11.91)				
6	3	ALL VALOUR	5	66.2	0:11.39	0:12.40 [1]	0.93L			0:35.45 -1
		Kirk Matheson		Overall	1200m	(0:12.40)				
7	4	CONEY ISLAND BABY	3	66.8	0:11.41	0:12.24 [5]	1.4L			0:35.51 +6
		Rikki Jamieson		1200m	1200m	(0:12.24)				

Scratched: Dusk Over Dubai (#5)



Horse/Jockey Name	Champagne Bender
Final Rank	1
Fastest Section Time (Section)	0:11.25 (400m)
Top Speed [km/h] (Section)	65.6 (1200m)
Race State	Finished

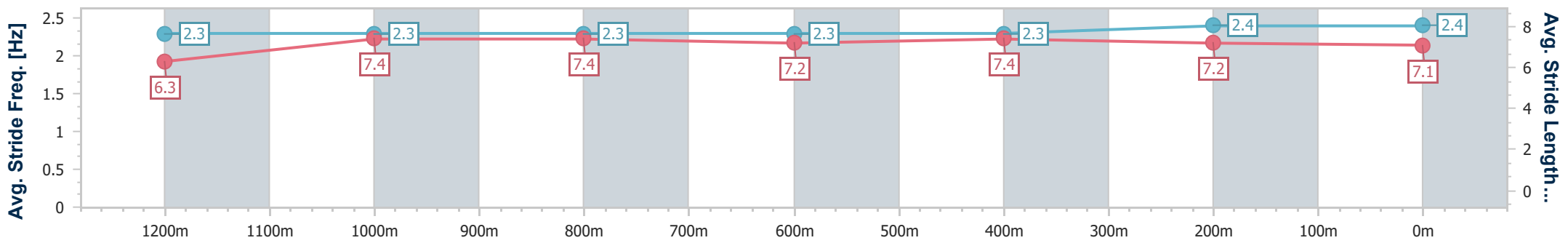
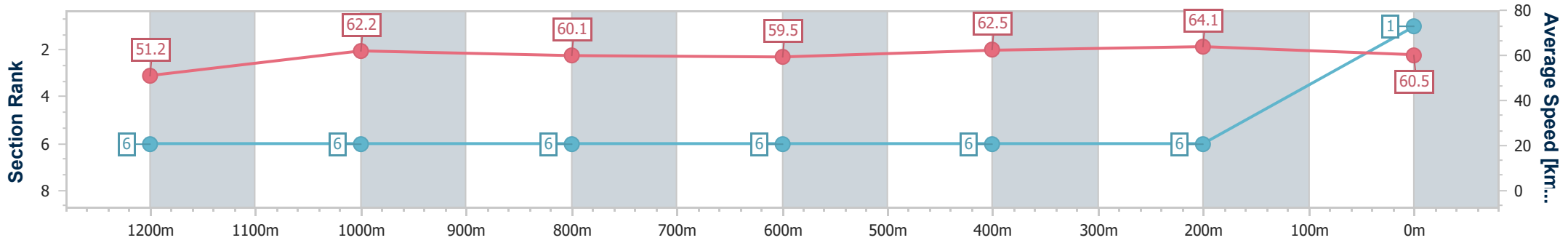


Eagle Farm QLD Professional
 Race 4: RQ SUPPORTS RACING INDUSTRY SAFETY QTIS
 Three-Year-Old Handicap - 1400m
 07 October 2023 - 13:34
 Track Rating: Good 4, Weather: Fine, Rail Position: +6m Entire Course



BRISBANE
 RACING CLUB

Section	Overall	1200m	1000m	800m	600m	400m	200m
Section Times	1:24.44 [1] (0:14.11)	1:10.33 [6] (0:11.59)	0:58.74 [6] (0:12.06)	0:46.68 [6] (0:12.08)	0:34.60 [6] (0:11.47)	0:23.13 [6] (0:11.25)	0:11.88 [6] (0:11.88)
Average Speed [km/h]	51.2	62.2	60.1	59.5	62.5	64.1	60.5
Top Speed [km/h]	64.9	65.6	61.3	61.2	64.4	64.7	64.0
Avg. Dist. to Rail [m]	1.3	2.1	1.2	0.2	0.8	0.4	0.5
Avg. Stride Freq. [Hz]	2.3	2.3	2.3	2.3	2.3	2.4	2.4
Avg. Stride Length [m]	6.3	7.4	7.4	7.2	7.4	7.2	7.1



- [] Ranking at each section and finish
- .-.- No data available at this section
- NA No data available



Horse/Jockey Name	Booming Lad
Final Rank	2
Fastest Section Time (Section)	0:11.31 (400m)
Top Speed [km/h] (Section)	65.5 (400m)
Race State	Finished

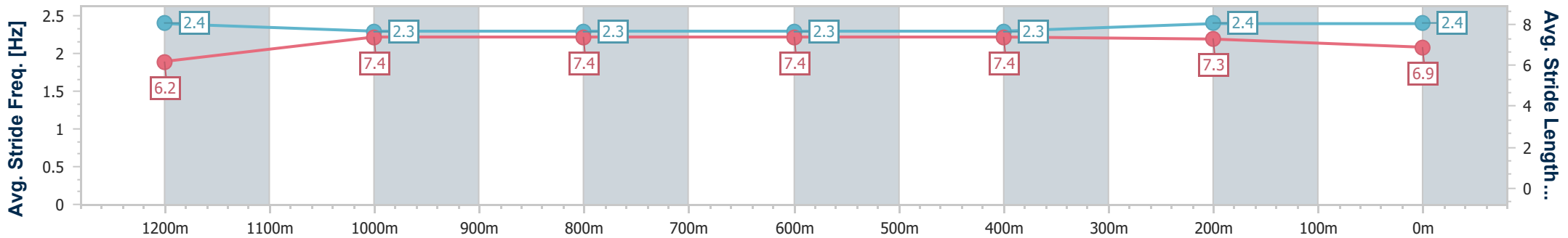
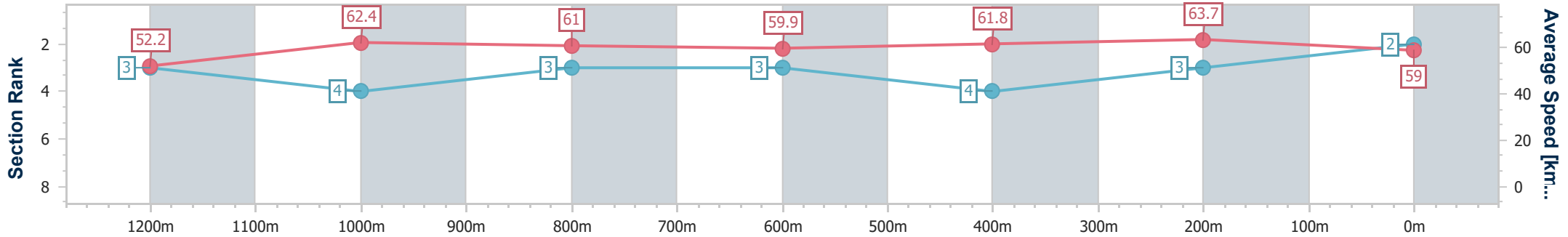


Eagle Farm QLD Professional
 Race 4: RQ SUPPORTS RACING INDUSTRY SAFETY QTIS
 Three-Year-Old Handicap - 1400m
 07 October 2023 - 13:34
 Track Rating: Good 4, Weather: Fine, Rail Position: +6m Entire Course



BRISBANE
 RACING CLUB

Section	Overall	1200m	1000m	800m	600m	400m	200m
Section Times	1:24.45 [2] (0:13.84)	1:10.61 [3] (0:11.54)	0:59.07 [4] (0:11.88)	0:47.19 [3] (0:12.04)	0:35.15 [3] (0:11.64)	0:23.51 [4] (0:11.31)	0:12.20 [3] (0:12.20)
Average Speed [km/h]	52.2	62.4	61.0	59.9	61.8	63.7	59.0
Top Speed [km/h]	64.5	64.7	61.6	60.5	64.3	65.5	63.6
Avg. Dist. to Rail [m]	1.5	2.0	1.4	0.5	0.1	0.2	0.4
Avg. Stride Freq. [Hz]	2.4	2.3	2.3	2.3	2.3	2.4	2.4
Avg. Stride Length [m]	6.2	7.4	7.4	7.4	7.4	7.3	6.9



- [] Ranking at each section and finish
- .-.- No data available at this section
- NA No data available



Horse/Jockey Name	Red Defcon
Final Rank	3
Fastest Section Time (Section)	0:11.19 (400m)
Top Speed [km/h] (Section)	65.9 (400m)
Race State	Finished

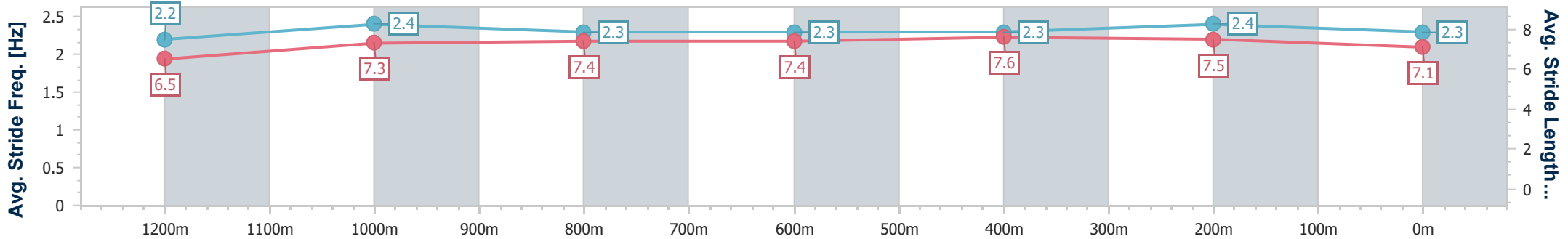
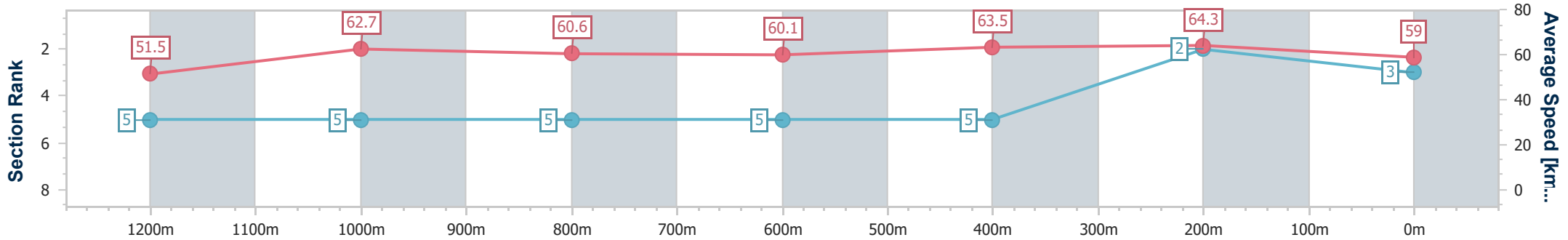


Eagle Farm QLD Professional
 Race 4: RQ SUPPORTS RACING INDUSTRY SAFETY QTIS
 Three-Year-Old Handicap - 1400m
 07 October 2023 - 13:34
 Track Rating: Good 4, Weather: Fine, Rail Position: +6m Entire Course



BRISBANE
 RACING CLUB

Section	Overall	1200m	1000m	800m	600m	400m	200m
Section Times	1:24.47 [3] (0:14.01)	1:10.46 [5] (0:11.53)	0:58.93 [5] (0:12.03)	0:46.90 [5] (0:12.05)	0:34.85 [5] (0:11.43)	0:23.42 [5] (0:11.19)	0:12.23 [2] (0:12.23)
Average Speed [km/h]	51.5	62.7	60.6	60.1	63.5	64.3	59.0
Top Speed [km/h]	65.8	65.0	61.3	60.9	65.6	65.9	62.8
Avg. Dist. to Rail [m]	2.7	3.4	2.5	1.6	1.5	3.3	2.4
Avg. Stride Freq. [Hz]	2.2	2.4	2.3	2.3	2.3	2.4	2.3
Avg. Stride Length [m]	6.5	7.3	7.4	7.4	7.6	7.5	7.1



- [] Ranking at each section and finish
- .-.- No data available at this section
- NA No data available



Horse/Jockey Name	Shadow Cruiser
Final Rank	3
Fastest Section Time (Section)	0:11.33 (400m)
Top Speed [km/h] (Section)	68.1 (1200m)
Race State	Finished

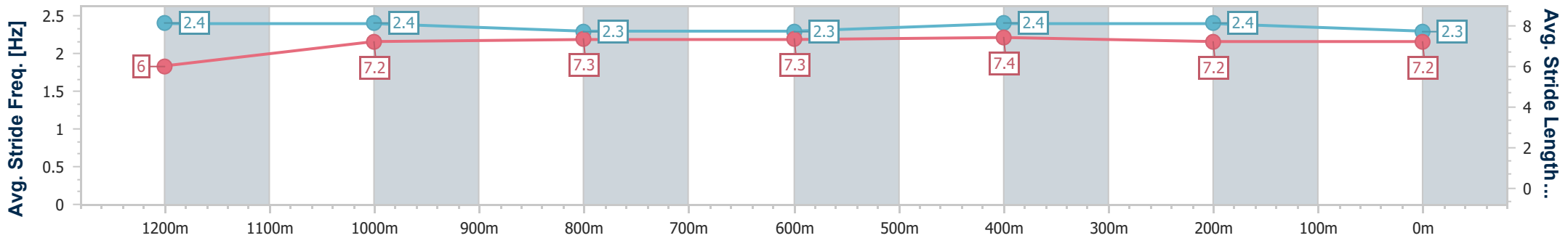
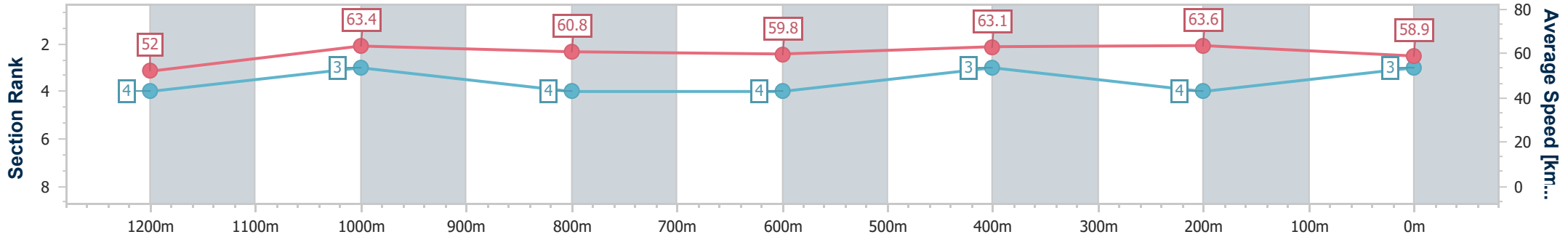


Eagle Farm QLD Professional
 Race 4: RQ SUPPORTS RACING INDUSTRY SAFETY QTIS
 Three-Year-Old Handicap - 1400m
 07 October 2023 - 13:34
 Track Rating: Good 4, Weather: Fine, Rail Position: +6m Entire Course



BRISBANE
 RACING CLUB

Section	Overall	1200m	1000m	800m	600m	400m	200m
Section Times	1:24.47 [3] (0:13.91)	1:10.56 [4] (0:11.37)	0:59.19 [3] (0:11.98)	0:47.21 [4] (0:12.13)	0:35.08 [4] (0:11.53)	0:23.55 [3] (0:11.33)	0:12.22 [4] (0:12.22)
Average Speed [km/h]	52.0	63.4	60.8	59.8	63.1	63.6	58.9
Top Speed [km/h]	66.2	68.1	61.6	60.6	65.9	65.4	62.4
Avg. Dist. to Rail [m]	4.0	3.0	2.1	1.9	2.2	3.1	1.7
Avg. Stride Freq. [Hz]	2.4	2.4	2.3	2.3	2.4	2.4	2.3
Avg. Stride Length [m]	6.0	7.2	7.3	7.3	7.4	7.2	7.2



- [] Ranking at each section and finish
- .-.- No data available at this section
- NA No data available



Horse/Jockey Name	In Evidence
Final Rank	5
Fastest Section Time (Section)	0:11.16 (400m)
Top Speed [km/h] (Section)	66.2 (400m)
Race State	Finished

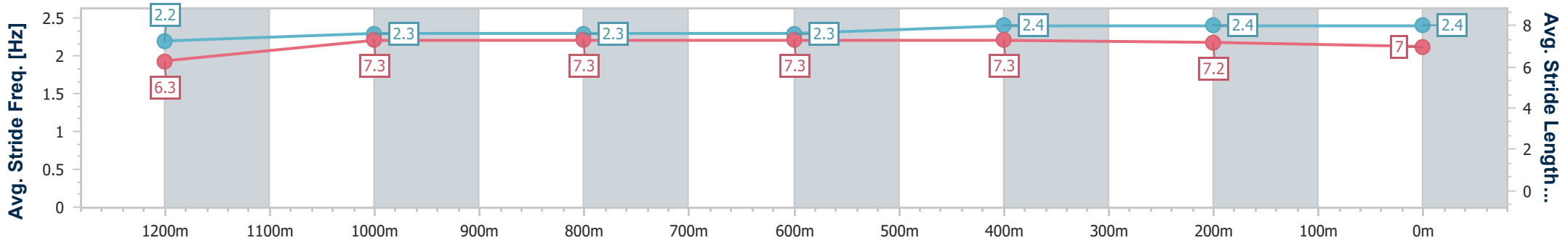
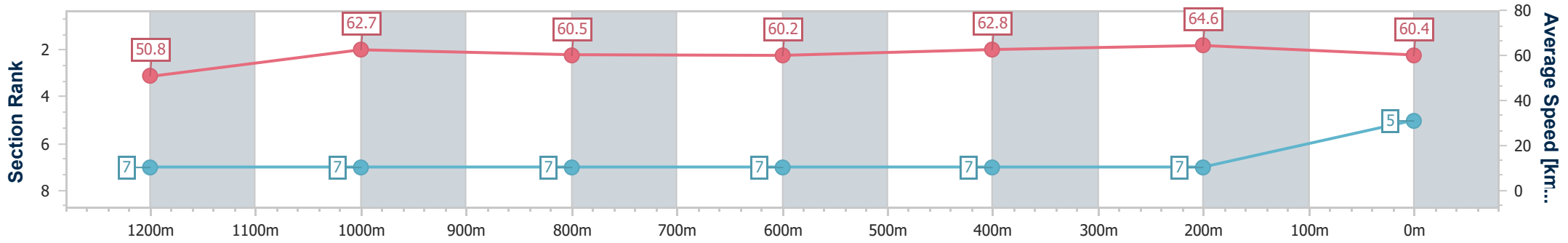


Eagle Farm QLD Professional
 Race 4: RQ SUPPORTS RACING INDUSTRY SAFETY QTIS
 Three-Year-Old Handicap - 1400m
 07 October 2023 - 13:34
 Track Rating: Good 4, Weather: Fine, Rail Position: +6m Entire Course



BRISBANE
 RACING CLUB

Section	Overall	1200m	1000m	800m	600m	400m	200m
Section Times	1:24.50 [5] (0:14.22)	1:10.28 [7] (0:11.52)	0:58.76 [7] (0:12.06)	0:46.70 [7] (0:12.05)	0:34.65 [7] (0:11.58)	0:23.07 [7] (0:11.16)	0:11.91 [7] (0:11.91)
Average Speed [km/h]	50.8	62.7	60.5	60.2	62.8	64.6	60.4
Top Speed [km/h]	64.5	65.1	62.1	61.3	64.3	66.2	64.2
Avg. Dist. to Rail [m]	4.8	3.3	2.5	2.0	1.9	6.6	6.2
Avg. Stride Freq. [Hz]	2.2	2.3	2.3	2.3	2.4	2.4	2.4
Avg. Stride Length [m]	6.3	7.3	7.3	7.3	7.3	7.2	7.0



- [] Ranking at each section and finish
- .-.- No data available at this section
- NA No data available



Horse/Jockey Name	All Valour
Final Rank	6
Fastest Section Time (Section)	0:11.39 (1200m)
Top Speed [km/h] (Section)	66.2 (Overall)
Race State	Finished

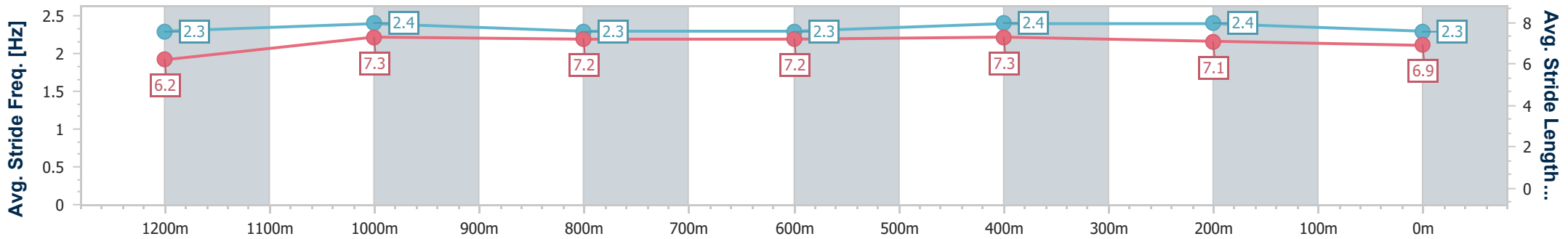
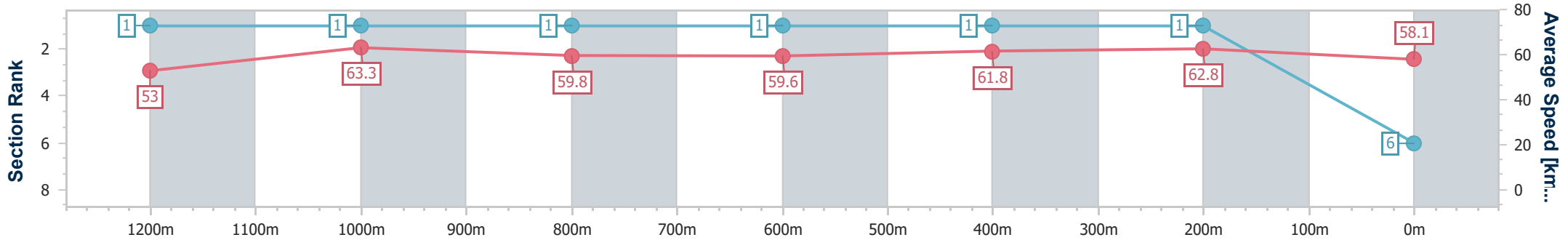


Eagle Farm QLD Professional
 Race 4: RQ SUPPORTS RACING INDUSTRY SAFETY QTIS
 Three-Year-Old Handicap - 1400m
 07 October 2023 - 13:34
 Track Rating: Good 4, Weather: Fine, Rail Position: +6m Entire Course



BRISBANE
 RACING CLUB

Section	Overall	1200m	1000m	800m	600m	400m	200m
Section Times	1:24.60 [6] (0:13.63)	1:10.97 [1] (0:11.39)	0:59.58 [1] (0:12.04)	0:47.54 [1] (0:12.09)	0:35.45 [1] (0:11.57)	0:23.88 [1] (0:11.48)	0:12.40 [1] (0:12.40)
Average Speed [km/h]	53.0	63.3	59.8	59.6	61.8	62.8	58.1
Top Speed [km/h]	66.2	65.7	60.5	61.2	63.6	64.4	62.9
Avg. Dist. to Rail [m]	3.4	2.2	0.5	0.3	1.1	1.7	2.1
Avg. Stride Freq. [Hz]	2.3	2.4	2.3	2.3	2.4	2.4	2.3
Avg. Stride Length [m]	6.2	7.3	7.2	7.2	7.3	7.1	6.9



- [] Ranking at each section and finish
- .-.- No data available at this section
- NA No data available



Horse/Jockey Name	Coney Island Baby
Final Rank	7
Fastest Section Time (Section)	0:11.41 (1200m)
Top Speed [km/h] (Section)	66.8 (1200m)
Race State	Finished

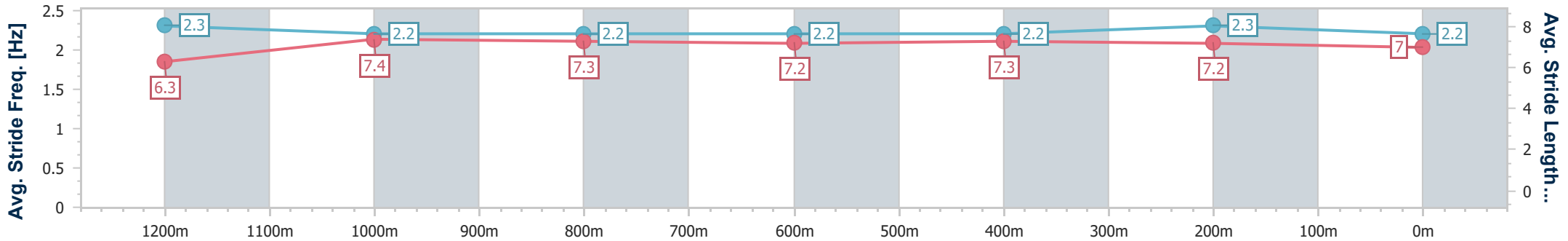
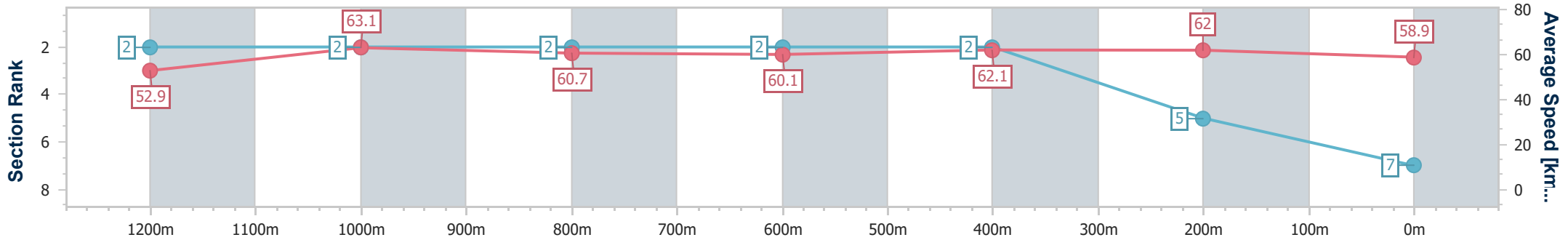


Eagle Farm QLD Professional
 Race 4: RQ SUPPORTS RACING INDUSTRY SAFETY QTIS
 Three-Year-Old Handicap - 1400m
 07 October 2023 - 13:34
 Track Rating: Good 4, Weather: Fine, Rail Position: +6m Entire Course



BRISBANE
 RACING CLUB

Section	Overall	1200m	1000m	800m	600m	400m	200m
Section Times	1:24.68 [7] (0:13.64)	1:11.04 [2] (0:11.41)	0:59.63 [2] (0:12.04)	0:47.59 [2] (0:12.08)	0:35.51 [2] (0:11.66)	0:23.85 [2] (0:11.61)	0:12.24 [5] (0:12.24)
Average Speed [km/h]	52.9	63.1	60.7	60.1	62.1	62.0	58.9
Top Speed [km/h]	66.7	66.8	61.4	60.9	62.7	62.8	60.9
Avg. Dist. to Rail [m]	2.1	2.1	2.7	1.9	1.3	2.4	2.0
Avg. Stride Freq. [Hz]	2.3	2.2	2.2	2.2	2.2	2.3	2.2
Avg. Stride Length [m]	6.3	7.4	7.3	7.2	7.3	7.2	7.0



- [] Ranking at each section and finish
- .-.- No data available at this section
- NA No data available