



Sunshine Coast QLD Professional
Race 4: HIGGINS COATINGS Colts, Geldings and Entires Maiden
Handicap - 1000m
06 October 2023 - 19:30



Track Rating: Good 4, Weather: Fine, Rail Position: +6m

Section											Last 600m	
Field Times		Overall	800m	600m	400m	200m						0:33.56
		0:57.79 (0:13.47)	0:44.32 (0:10.76)	0:33.56 (0:11.05)	0:22.51 (0:10.98)	0:11.53 (0:11.53)						
Rank	TAB Horse/Jockey	Barrier	Top Speed [km/h]	Fastest Section	Overall	800m	600m	400m	200m	Margin	Last 600m	Distance Travelled [m]
1	5 CRYPTOSHARE Justin Huxtable	2	67.8	0:10.76	0:57.79 [1] (0:13.47)	0:44.32 [1] (0:10.76)	0:33.56 [1] (0:11.05)	0:22.51 [1] (0:10.98)	0:11.53 [1] (0:11.53)	0:57.79	0:33.56	
2	11 SQUEAK Ben Thompson	9	68.4	0:10.83	0:58.56 [2] (0:13.80)	0:44.76 [4] (0:10.83)	0:33.93 [3] (0:11.02)	0:22.91 [3] (0:11.05)	0:11.86 [2] (0:11.86)	4.5L	0:33.93	+3
3	4 OUR DRUMMER Sean Cormack	3	67.0	0:11.00	0:58.90 [3] (0:14.06)	0:44.84 [5] (0:11.00)	0:33.84 [5] (0:11.02)	0:22.82 [5] (0:11.00)	0:11.82 [4] (0:11.82)	6.3L	0:33.84	+4
4	10 JAFUBOY Luke Tarrant	13	69.5	0:10.83	0:59.18 [4] (0:13.65)	0:45.53 [3] (0:10.83)	0:34.70 [2] (0:11.11)	0:23.59 [2] (0:11.20)	0:12.39 [3] (0:12.39)	7.8L	0:34.70	+4
5	12 LOVEZELADYS Jaden Lloyd	8	66.9	0:10.96	0:59.34 [5] (0:14.24)	0:45.10 [7] (0:11.17)	0:33.93 [8] (0:10.96)	0:22.97 [6] (0:11.04)	0:11.93 [6] (0:11.93)	8.6L	0:33.93	+1
6	7 SAXON SLAYER Rikki Jamieson	4	67.1	0:11.03	0:59.41 [6] (0:14.27)	0:45.14 [8] (0:11.12)	0:34.02 [7] (0:11.03)	0:22.99 [7] (0:11.04)	0:11.95 [7] (0:11.95)	8.9L	0:34.02	+1
7	8 FIT AND PROPER Boris Thornton	5	66.0	0:11.08	0:59.44 [7] (0:13.64)	0:45.80 [2] (0:11.08)	0:34.72 [4] (0:11.18)	0:23.54 [4] (0:11.39)	0:12.15 [5] (0:12.15)	9L	0:34.72	-3
8	2 PAPER COWBOY Matthew Powell	10	66.0	0:11.21	0:59.80 [8] (0:14.13)	0:45.67 [6] (0:11.23)	0:34.44 [6] (0:11.37)	0:23.07 [8] (0:11.21)	0:11.86 [8] (0:11.86)	11L	0:34.44	+3
9	9 MISSILE AWAY Tiffani Brooker	7	65.9	0:11.03	1:00.05 [9] (0:14.46)	0:45.59 [11] (0:11.43)	0:34.16 [11] (0:11.24)	0:22.92 [11] (0:11.03)	0:11.89 [9] (0:11.89)	12.3L	0:34.16	+3
10	14 ZESTY BOY Karl Zechner	12	66.1	0:11.18	1:00.16 [10] (0:14.36)	0:45.80 [9] (0:11.38)	0:34.42 [10] (0:11.25)	0:23.17 [10] (0:11.18)	0:11.99 [10] (0:11.99)	12.8L	0:34.42	+3

Scratched: Confirm Nor Deny (#13), Robust Boy (#6), Taking Flight (#3)

[] Ranking at each section and finish
 -:-:- No data available at this section
 NA No data available
 SCN Saddle cloth number
 DNF Did not finish
 DNT Did not track



Sunshine Coast QLD Professional
Race 4: HIGGINS COATINGS Colts, Geldings and Entires Maiden
Handicap - 1000m
06 October 2023 - 19:30



Track Rating: Good 4, Weather: Fine, Rail Position: +6m

Section		Overall	800m	600m	400m	200m	Last 600m					
Field Times		0:57.79 (0:13.47)	0:44.32 (0:10.76)	0:33.56 (0:11.05)	0:22.51 (0:10.98)	0:11.53 (0:11.53)	0:33.56					
Rank	TAB Horse/Jockey	Barrier	Top Speed [km/h]	Fastest Section	Margin			Distance Travelled [m]				
11	1 INQUISITION Robbie Dolan	1	65.4 600m	0:11.22 600m	1:00.77 [11] (0:14.44)	0:46.33 [10] (0:11.27)	0:35.06 [9] (0:11.22)	0:23.84 [9] (0:11.39)	0:12.45 [11] (0:12.45)	16.3L	0:35.06	-1

Scratched: Confirm Nor Deny (#13), Robust Boy (#6), Taking Flight (#3)

[] Ranking at each section and finish
 -:-:- No data available at this section
 NA No data available

SCN Saddle cloth number
 DNF Did not finish
 DNT Did not track



Horse/Jockey Name	Cryptoshare
Final Rank	1
Fastest Section Time (Section)	0:10.76 (800m)
Top Speed [km/h] (Section)	67.8 (Overall)
Race State	Finished



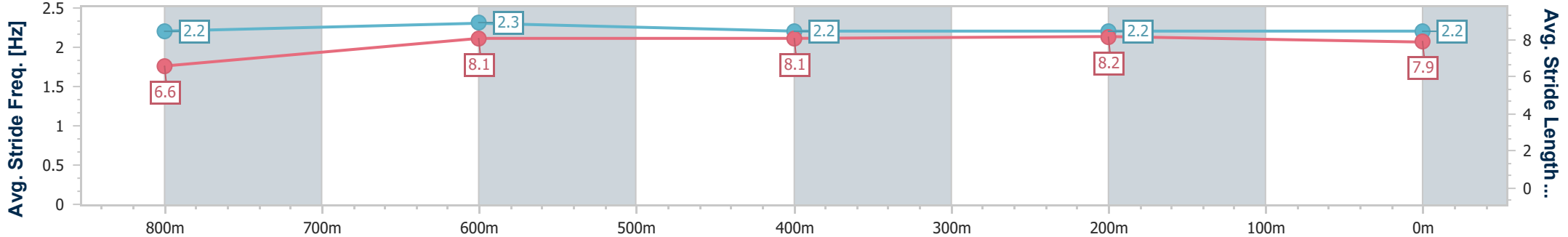
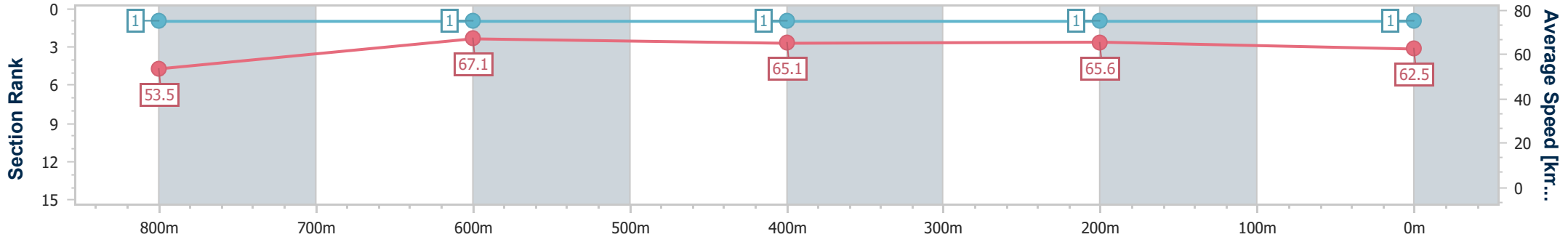
Sunshine Coast QLD Professional
 Race 4: HIGGINS COATINGS Colts, Geldings and Entires
 Maiden Handicap - 1000m



06 October 2023 - 19:30

Track Rating: Good 4, Weather: Fine, Rail Position: +6m

Section	Overall	800m	600m	400m	200m
Section Times	0:57.79 [1] (0:13.47)	0:44.32 [1] (0:10.76)	0:33.56 [1] (0:11.05)	0:22.51 [1] (0:10.98)	0:11.53 [1] (0:11.53)
Average Speed [km/h]	53.5	67.1	65.1	65.6	62.5
Top Speed [km/h]	67.8	67.7	66.4	66.2	65.2
Avg. Dist. to Rail [m]	1.4	0.7	0.2	0.2	0.6
Avg. Stride Freq. [Hz]	2.2	2.3	2.2	2.2	2.2
Avg. Stride Length [m]	6.6	8.1	8.1	8.2	7.9



- [] Ranking at each section and finish
- .-.- No data available at this section
- NA No data available



Horse/Jockey Name	Squeak
Final Rank	2
Fastest Section Time (Section)	0:10.83 (800m)
Top Speed [km/h] (Section)	68.4 (800m)
Race State	Finished



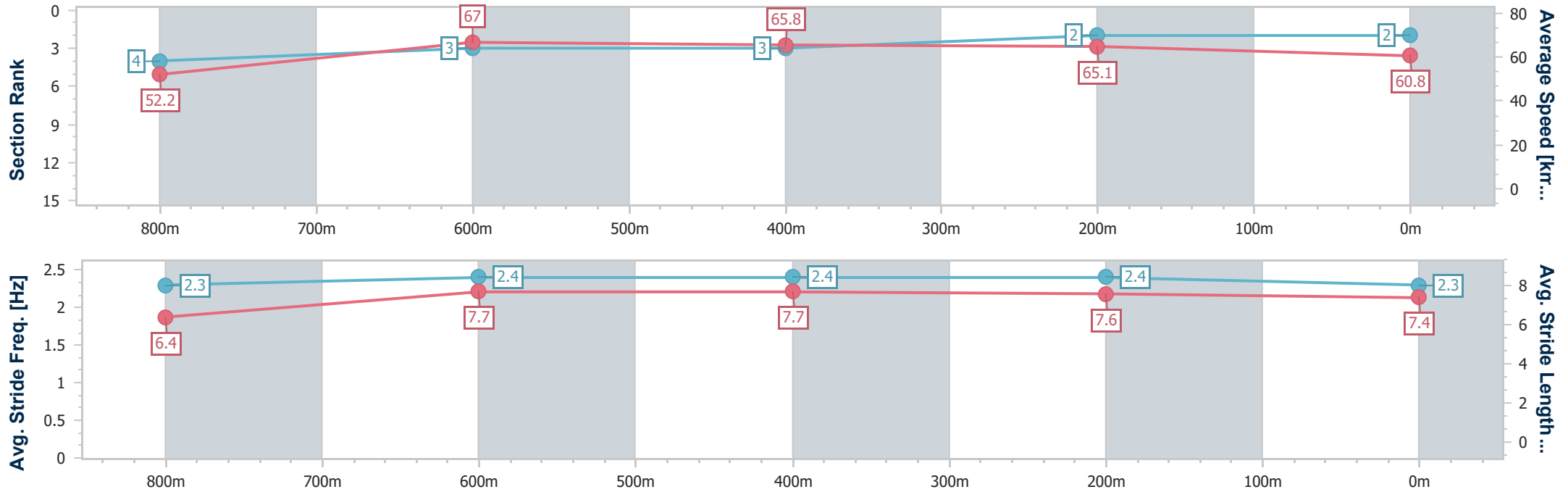
Sunshine Coast QLD Professional
 Race 4: HIGGINS COATINGS Colts, Geldings and Entires
 Maiden Handicap - 1000m



06 October 2023 - 19:30

Track Rating: Good 4, Weather: Fine, Rail Position: +6m

Section	Overall	800m	600m	400m	200m
Section Times	0:58.56 [2] (0:13.80)	0:44.76 [4] (0:10.83)	0:33.93 [3] (0:11.02)	0:22.91 [3] (0:11.05)	0:11.86 [2] (0:11.86)
Average Speed [km/h]	52.2	67.0	65.8	65.1	60.8
Top Speed [km/h]	66.5	68.4	67.5	66.7	63.5
Avg. Dist. to Rail [m]	6.6	2.2	1.3	3.0	4.5
Avg. Stride Freq. [Hz]	2.3	2.4	2.4	2.4	2.3
Avg. Stride Length [m]	6.4	7.7	7.7	7.6	7.4



- [] Ranking at each section and finish
- .-.- No data available at this section
- NA No data available



Horse/Jockey Name	Our Drummer
Final Rank	3
Fastest Section Time (Section)	0:11.00 (800m)
Top Speed [km/h] (Section)	67.0 (600m)
Race State	Finished



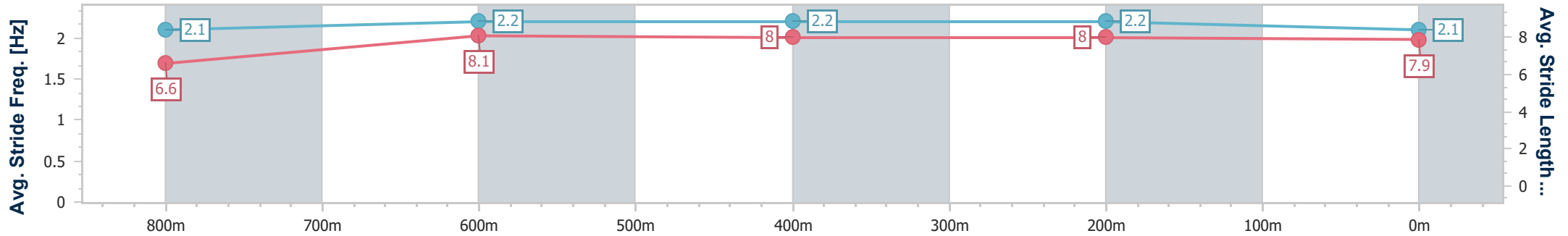
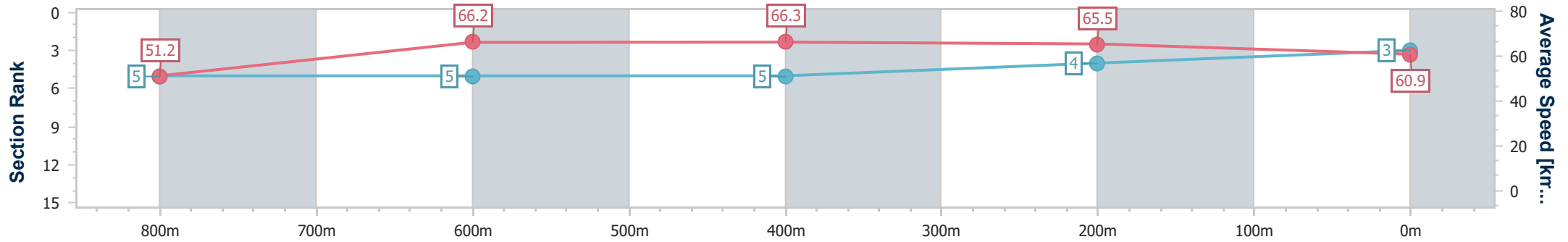
Sunshine Coast QLD Professional
 Race 4: HIGGINS COATINGS Colts, Geldings and Entires
 Maiden Handicap - 1000m



06 October 2023 - 19:30

Track Rating: Good 4, Weather: Fine, Rail Position: +6m

Section	Overall	800m	600m	400m	200m
Section Times	0:58.90 [3] (0:14.06)	0:44.84 [5] (0:11.00)	0:33.84 [5] (0:11.02)	0:22.82 [5] (0:11.00)	0:11.82 [4] (0:11.82)
Average Speed [km/h]	51.2	66.2	66.3	65.5	60.9
Top Speed [km/h]	65.0	66.8	67.0	66.8	63.8
Avg. Dist. to Rail [m]	3.9	2.6	2.7	5.8	6.7
Avg. Stride Freq. [Hz]	2.1	2.2	2.2	2.2	2.1
Avg. Stride Length [m]	6.6	8.1	8.0	8.0	7.9



- [] Ranking at each section and finish
- .-.- No data available at this section
- NA No data available



Horse/Jockey Name	Jafuboy
Final Rank	4
Fastest Section Time (Section)	0:10.83 (800m)
Top Speed [km/h] (Section)	69.5 (800m)
Race State	Finished



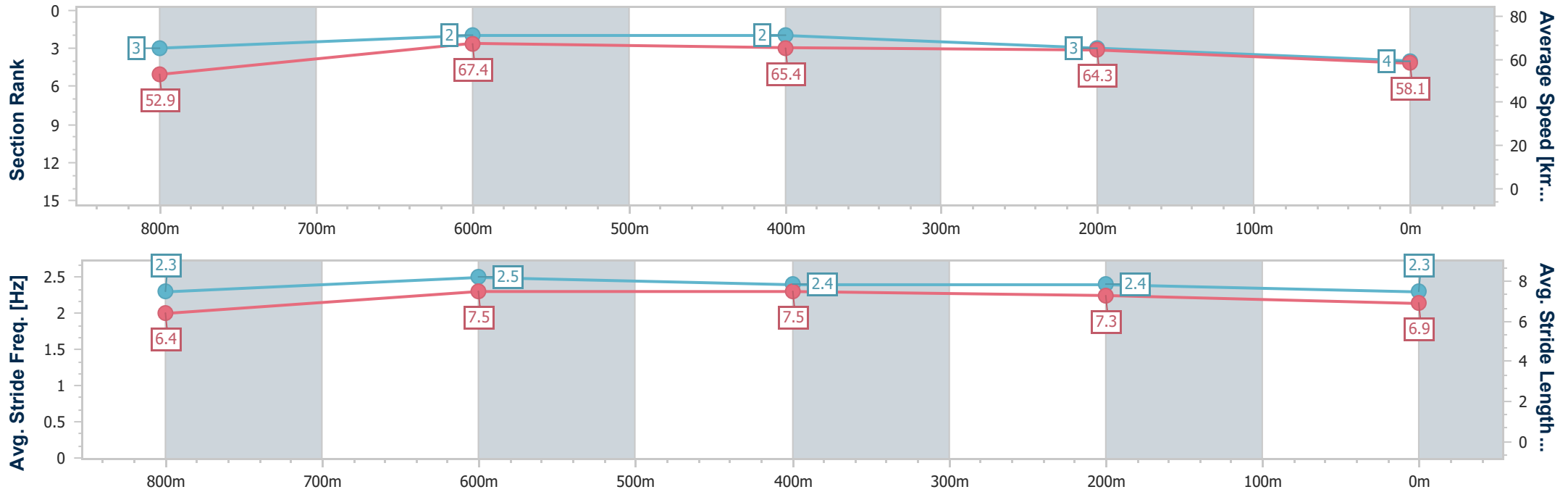
Sunshine Coast QLD Professional
 Race 4: HIGGINS COATINGS Colts, Geldings and Entires
 Maiden Handicap - 1000m



06 October 2023 - 19:30

Track Rating: Good 4, Weather: Fine, Rail Position: +6m

Section	Overall	800m	600m	400m	200m
Section Times	0:59.18 [4] (0:13.65)	0:45.53 [3] (0:10.83)	0:34.70 [2] (0:11.11)	0:23.59 [2] (0:11.20)	0:12.39 [3] (0:12.39)
Average Speed [km/h]	52.9	67.4	65.4	64.3	58.1
Top Speed [km/h]	68.9	69.5	66.8	65.5	62.5
Avg. Dist. to Rail [m]	10.5	3.8	1.6	3.5	3.6
Avg. Stride Freq. [Hz]	2.3	2.5	2.4	2.4	2.3
Avg. Stride Length [m]	6.4	7.5	7.5	7.3	6.9



- [] Ranking at each section and finish
- .-.- No data available at this section
- NA No data available



Horse/Jockey Name	Lovezeladys
Final Rank	5
Fastest Section Time (Section)	0:10.96 (600m)
Top Speed [km/h] (Section)	66.9 (800m)
Race State	Finished



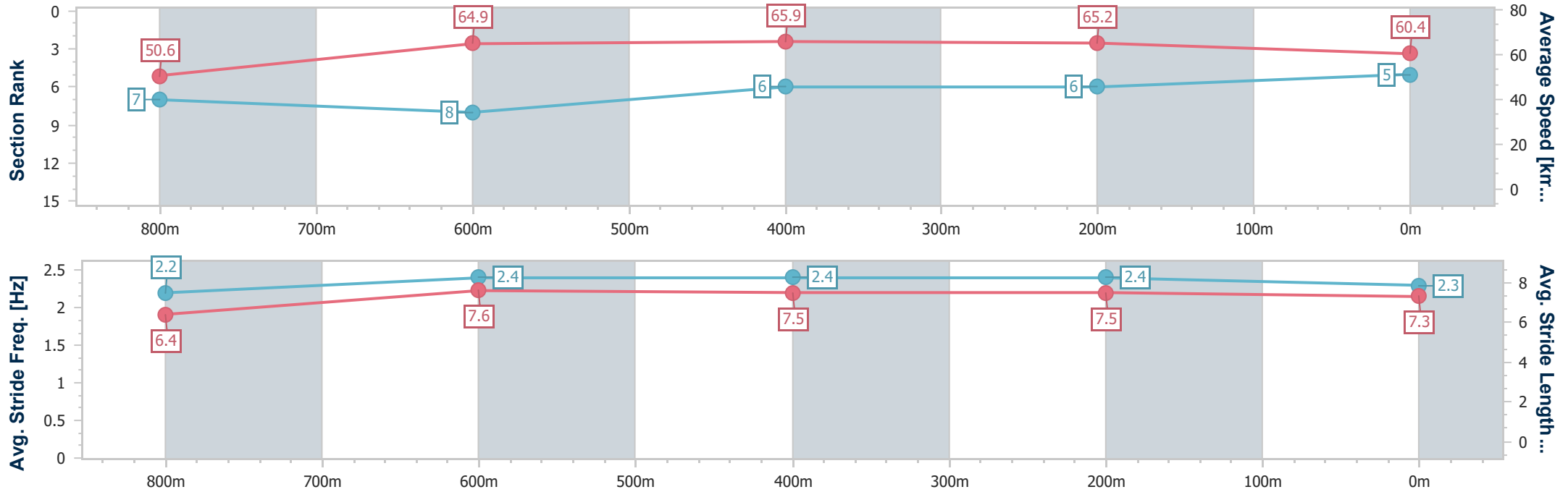
Sunshine Coast QLD Professional
Race 4: HIGGINS COATINGS Colts, Geldings and Entires
Maiden Handicap - 1000m



06 October 2023 - 19:30

Track Rating: Good 4, Weather: Fine, Rail Position: +6m

Section	Overall	800m	600m	400m	200m
Section Times	0:59.34 [5] (0:14.24)	0:45.10 [7] (0:11.17)	0:33.93 [8] (0:10.96)	0:22.97 [6] (0:11.04)	0:11.93 [6] (0:11.93)
Average Speed [km/h]	50.6	64.9	65.9	65.2	60.4
Top Speed [km/h]	63.3	66.9	66.9	66.8	63.6
Avg. Dist. to Rail [m]	6.9	2.3	0.4	3.0	3.7
Avg. Stride Freq. [Hz]	2.2	2.4	2.4	2.4	2.3
Avg. Stride Length [m]	6.4	7.6	7.5	7.5	7.3



- [] Ranking at each section and finish
- .-.- No data available at this section
- NA No data available



Horse/Jockey Name	Saxon Slayer
Final Rank	6
Fastest Section Time (Section)	0:11.03 (600m)
Top Speed [km/h] (Section)	67.1 (600m)
Race State	Finished



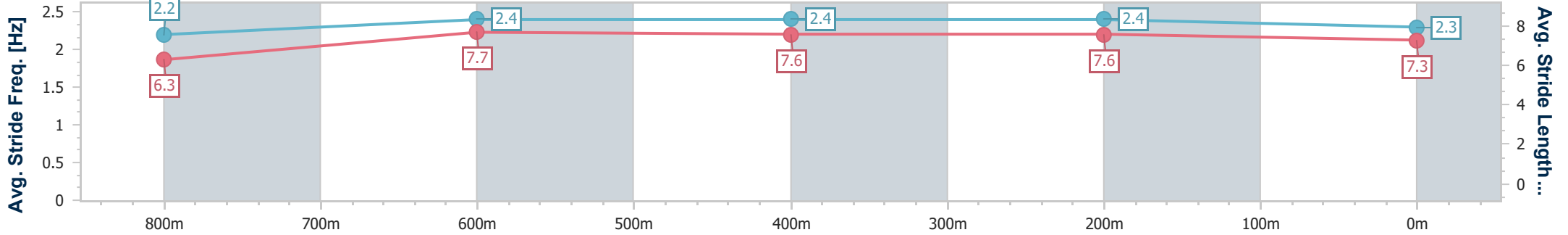
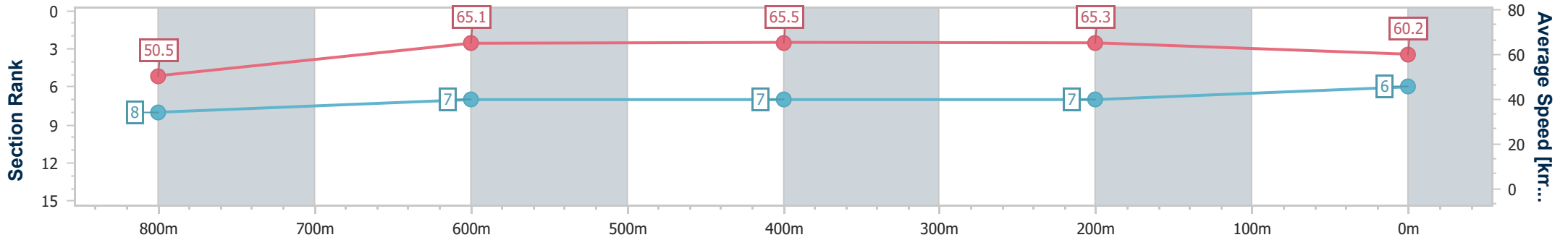
Sunshine Coast QLD Professional
 Race 4: HIGGINS COATINGS Colts, Geldings and Entires
 Maiden Handicap - 1000m



06 October 2023 - 19:30

Track Rating: Good 4, Weather: Fine, Rail Position: +6m

Section	Overall	800m	600m	400m	200m
Section Times	0:59.41 [6] (0:14.27)	0:45.14 [8] (0:11.12)	0:34.02 [7] (0:11.03)	0:22.99 [7] (0:11.04)	0:11.95 [7] (0:11.95)
Average Speed [km/h]	50.5	65.1	65.5	65.3	60.2
Top Speed [km/h]	64.5	66.6	67.1	66.8	63.5
Avg. Dist. to Rail [m]	5.6	2.1	0.8	1.0	1.0
Avg. Stride Freq. [Hz]	2.2	2.4	2.4	2.4	2.3
Avg. Stride Length [m]	6.3	7.7	7.6	7.6	7.3



- [] Ranking at each section and finish
- .-.- No data available at this section
- NA No data available



Horse/Jockey Name	Fit And Proper
Final Rank	7
Fastest Section Time (Section)	0:11.08 (800m)
Top Speed [km/h] (Section)	66.0 (800m)
Race State	Finished



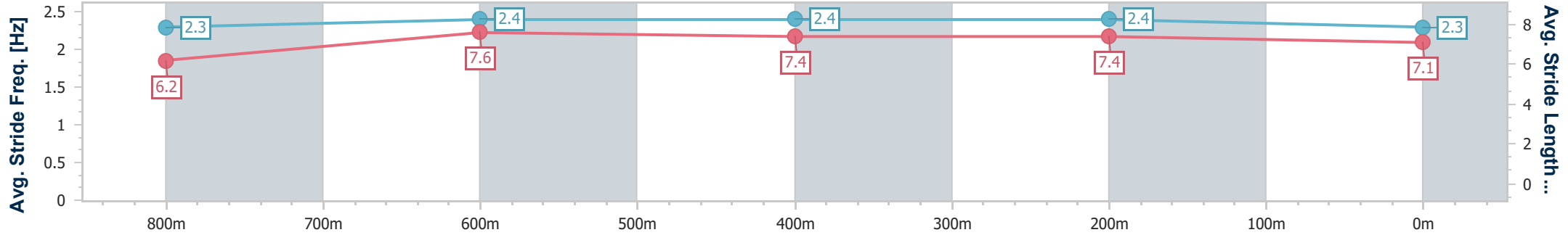
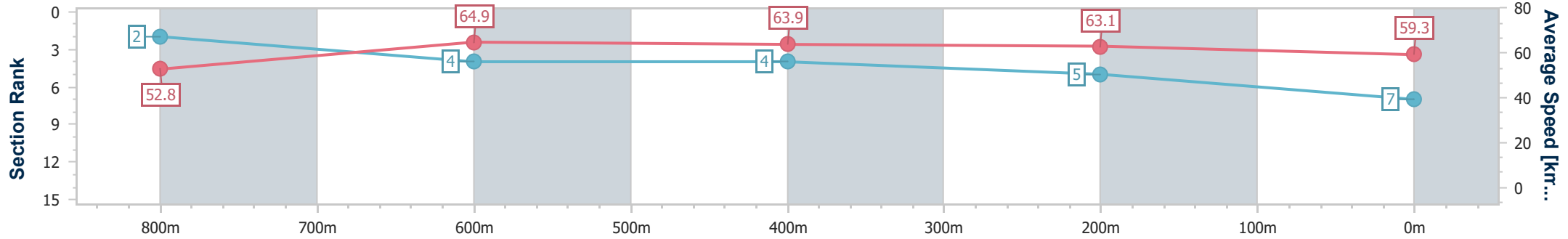
Sunshine Coast QLD Professional
 Race 4: HIGGINS COATINGS Colts, Geldings and Entires
 Maiden Handicap - 1000m



06 October 2023 - 19:30

Track Rating: Good 4, Weather: Fine, Rail Position: +6m

Section	Overall	800m	600m	400m	200m
Section Times	0:59.44 [7] (0:13.64)	0:45.80 [2] (0:11.08)	0:34.72 [4] (0:11.18)	0:23.54 [4] (0:11.39)	0:12.15 [5] (0:12.15)
Average Speed [km/h]	52.8	64.9	63.9	63.1	59.3
Top Speed [km/h]	65.5	66.0	65.6	65.2	61.2
Avg. Dist. to Rail [m]	3.9	0.7	1.3	0.5	0.2
Avg. Stride Freq. [Hz]	2.3	2.4	2.4	2.4	2.3
Avg. Stride Length [m]	6.2	7.6	7.4	7.4	7.1



- [] Ranking at each section and finish
- .-.- No data available at this section
- NA No data available



Horse/Jockey Name	Paper Cowboy
Final Rank	8
Fastest Section Time (Section)	0:11.21 (400m)
Top Speed [km/h] (Section)	66.0 (800m)
Race State	Finished



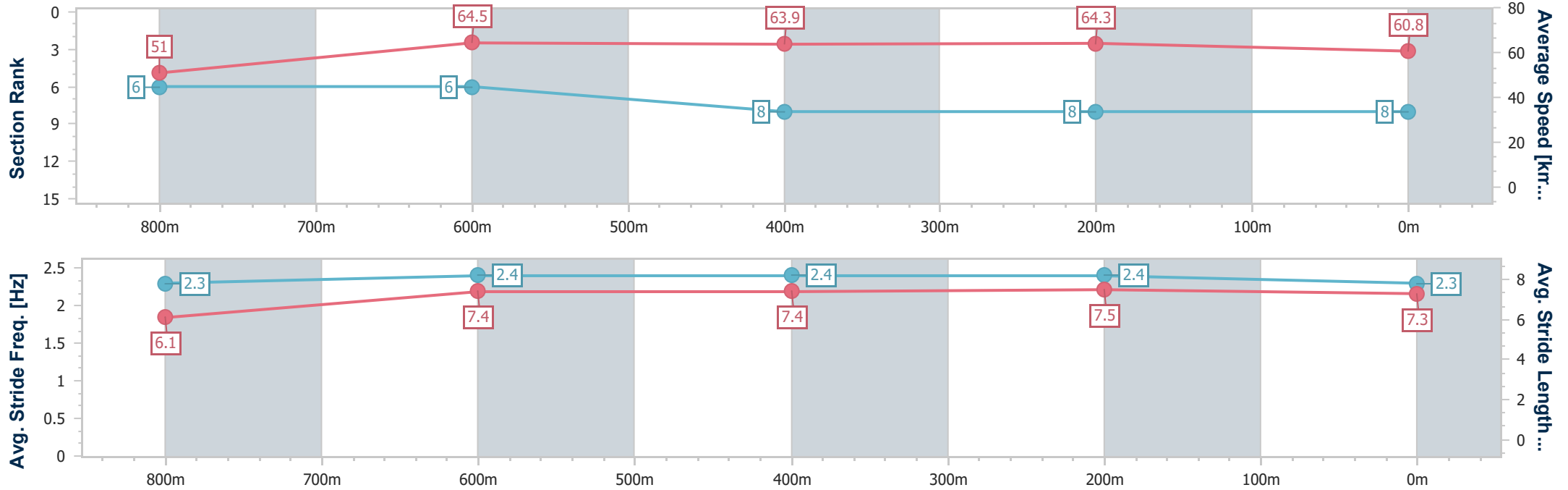
Sunshine Coast QLD Professional
Race 4: HIGGINS COATINGS Colts, Geldings and Entires
Maiden Handicap - 1000m



06 October 2023 - 19:30

Track Rating: Good 4, Weather: Fine, Rail Position: +6m

Section	Overall	800m	600m	400m	200m
Section Times	0:59.80 [8] (0:14.13)	0:45.67 [6] (0:11.23)	0:34.44 [6] (0:11.37)	0:23.07 [8] (0:11.21)	0:11.86 [8] (0:11.86)
Average Speed [km/h]	51.0	64.5	63.9	64.3	60.8
Top Speed [km/h]	66.0	66.0	65.5	65.3	63.2
Avg. Dist. to Rail [m]	8.1	2.1	1.5	4.8	5.2
Avg. Stride Freq. [Hz]	2.3	2.4	2.4	2.4	2.3
Avg. Stride Length [m]	6.1	7.4	7.4	7.5	7.3



- [] Ranking at each section and finish
- .-.- No data available at this section
- NA No data available



Horse/Jockey Name	Missile Away
Final Rank	9
Fastest Section Time (Section)	0:11.03 (400m)
Top Speed [km/h] (Section)	65.9 (400m)
Race State	Finished



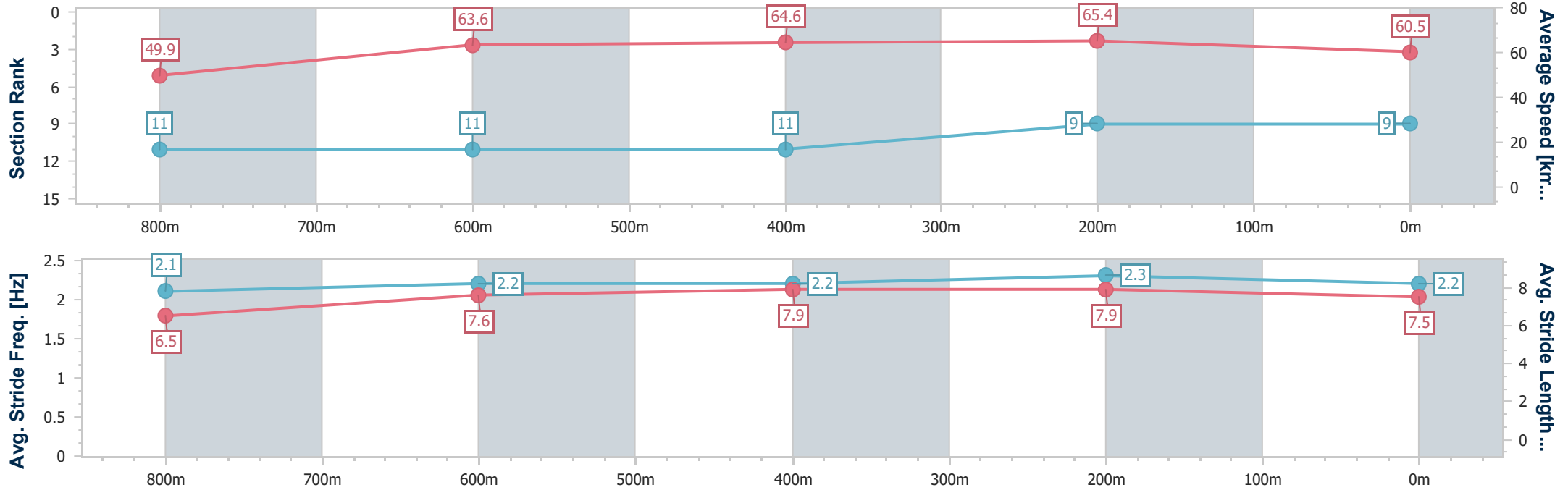
Sunshine Coast QLD Professional
 Race 4: HIGGINS COATINGS Colts, Geldings and Entires
 Maiden Handicap - 1000m



06 October 2023 - 19:30

Track Rating: Good 4, Weather: Fine, Rail Position: +6m

Section	Overall	800m	600m	400m	200m
Section Times	1:00.05 [9] (0:14.46)	0:45.59 [11] (0:11.43)	0:34.16 [11] (0:11.24)	0:22.92 [11] (0:11.03)	0:11.89 [9] (0:11.89)
Average Speed [km/h]	49.9	63.6	64.6	65.4	60.5
Top Speed [km/h]	64.1	64.3	65.2	65.9	63.8
Avg. Dist. to Rail [m]	5.9	2.7	1.6	3.2	2.8
Avg. Stride Freq. [Hz]	2.1	2.2	2.2	2.3	2.2
Avg. Stride Length [m]	6.5	7.6	7.9	7.9	7.5



- [] Ranking at each section and finish
- .-.- No data available at this section
- NA No data available



Horse/Jockey Name	Zesty Boy
Final Rank	10
Fastest Section Time (Section)	0:11.18 (400m)
Top Speed [km/h] (Section)	66.1 (800m)
Race State	Finished



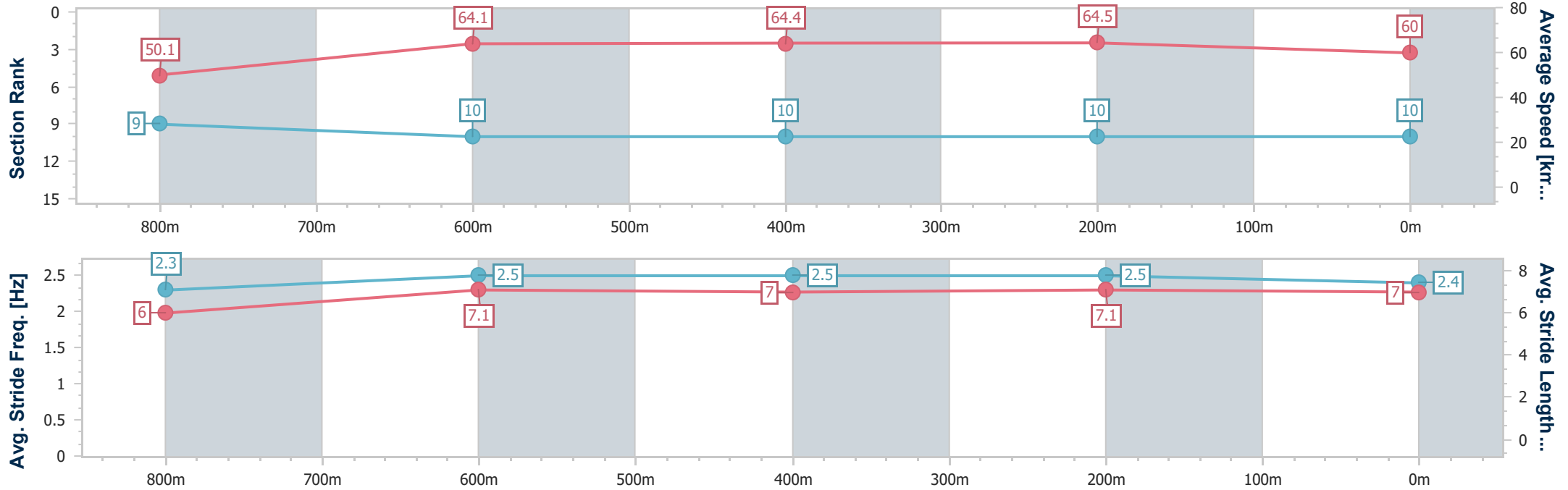
Sunshine Coast QLD Professional
 Race 4: HIGGINS COATINGS Colts, Geldings and Entires
 Maiden Handicap - 1000m



06 October 2023 - 19:30

Track Rating: Good 4, Weather: Fine, Rail Position: +6m

Section	Overall	800m	600m	400m	200m
Section Times	1:00.16 [10] (0:14.36)	0:45.80 [9] (0:11.38)	0:34.42 [10] (0:11.25)	0:23.17 [10] (0:11.18)	0:11.99 [10] (0:11.99)
Average Speed [km/h]	50.1	64.1	64.4	64.5	60.0
Top Speed [km/h]	63.3	66.1	66.0	65.3	63.3
Avg. Dist. to Rail [m]	9.0	3.4	1.0	4.7	5.9
Avg. Stride Freq. [Hz]	2.3	2.5	2.5	2.5	2.4
Avg. Stride Length [m]	6.0	7.1	7.0	7.1	7.0



- [] Ranking at each section and finish
- .-.- No data available at this section
- NA No data available



Horse/Jockey Name	Inquisition
Final Rank	11
Fastest Section Time (Section)	0:11.22 (600m)
Top Speed [km/h] (Section)	65.4 (600m)
Race State	Finished



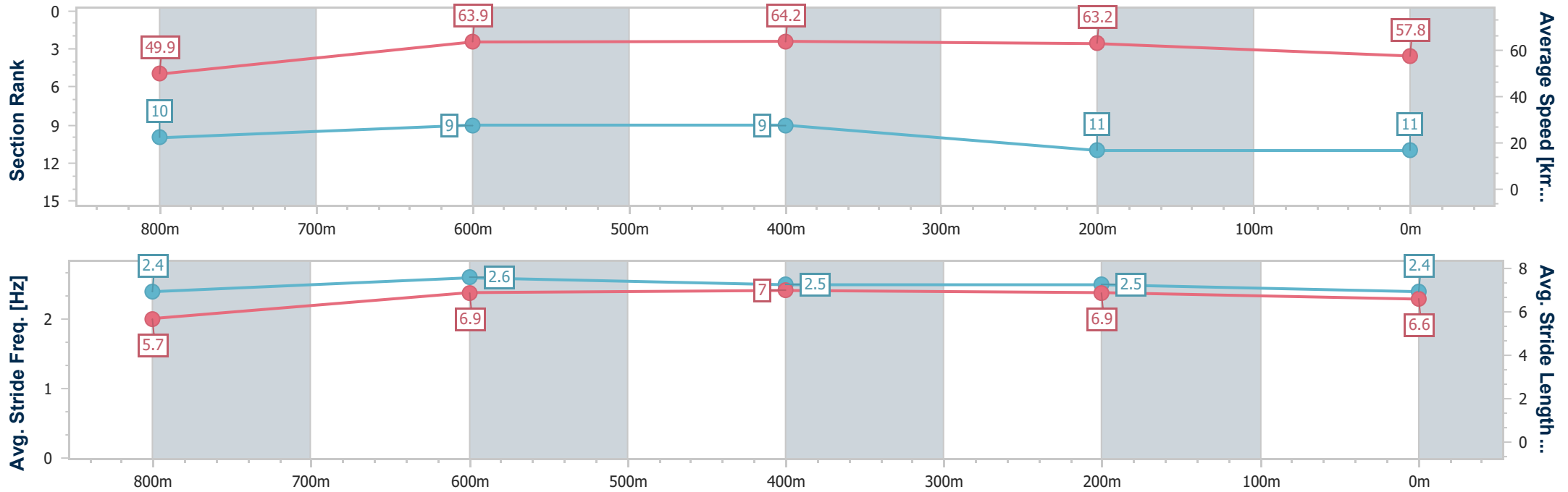
Sunshine Coast QLD Professional
 Race 4: HIGGINS COATINGS Colts, Geldings and Entires
 Maiden Handicap - 1000m



06 October 2023 - 19:30

Track Rating: Good 4, Weather: Fine, Rail Position: +6m

Section	Overall	800m	600m	400m	200m
Section Times	1:00.77 [11] (0:14.44)	0:46.33 [10] (0:11.27)	0:35.06 [9] (0:11.22)	0:23.84 [9] (0:11.39)	0:12.45 [11] (0:12.45)
Average Speed [km/h]	49.9	63.9	64.2	63.2	57.8
Top Speed [km/h]	64.4	65.3	65.4	64.7	61.7
Avg. Dist. to Rail [m]	2.0	0.6	0.2	1.6	1.0
Avg. Stride Freq. [Hz]	2.4	2.6	2.5	2.5	2.4
Avg. Stride Length [m]	5.7	6.9	7.0	6.9	6.6



- [] Ranking at each section and finish
- .-.- No data available at this section
- NA No data available