



Sunshine Coast QLD Professional

Race 2: STRATA COMPLIANCE SOLUTIONS Class 4 Handicap - 1000m

06 October 2023 - 18:25



Track Rating: Good 4, Weather: Fine, Rail Position: +6m

Section		Overall	800m	600m	400m	200m	Last 600m					
Field Times		0:57.23 (0:13.12)	0:44.11 (0:10.66)	0:33.45 (0:10.92)	0:22.53 (0:10.96)	0:11.57 (0:11.57)	0:33.45					
Rank	TAB Horse/Jockey	Barrier	Top Speed [km/h]	Fastest Section	Margin					Distance Travelled [m]		
1	3 THATFEELSBETTER Boris Thornton	6	69.4 800m	0:10.63 400m	0:57.23 [1] (0:13.79)	0:43.44 [6] (0:10.66)	0:32.78 [6] (0:10.69)	0:22.09 [6] (0:10.63)	0:11.46 [4] (0:11.46)	0:57.23	0:32.78	
2	2 HARDWARE LANE Andrew Mallyon	3	68.8 Overall	0:10.75 800m	0:57.25 [2] (0:13.31)	0:43.94 [3] (0:10.75)	0:33.19 [4] (0:10.81)	0:22.38 [4] (0:10.93)	0:11.45 [5] (0:11.45)	0.1L	0:33.19	-4
3	5 SHALAA'S MOMENT Emily Lang	5	70.2 600m	0:10.55 600m	0:57.35 [3] (0:14.04)	0:43.31 [8] (0:10.69)	0:32.62 [7] (0:10.55)	0:22.07 [7] (0:10.64)	0:11.43 [7] (0:11.43)	0.6L	0:32.62	-1
4	6 TITANS Matthew Powell	1	69.2 800m	0:10.66 800m	0:57.44 [4] (0:13.12)	0:44.32 [1] (0:10.66)	0:33.66 [1] (0:10.92)	0:22.74 [1] (0:10.96)	0:11.78 [1] (0:11.78)	1L	0:33.66	-3
5	1 AMERICAN PRESIDENT Craig Robertson	2	70.0 800m	0:10.52 800m	0:57.68 [5] (0:13.59)	0:44.09 [5] (0:10.52)	0:33.57 [5] (0:10.77)	0:22.80 [5] (0:11.01)	0:11.79 [6] (0:11.79)	2.3L	0:33.57	-5
6	7 DELYTH Damien Thornton	8	70.0 800m	0:10.66 800m	0:57.69 [6] (0:13.20)	0:44.49 [2] (0:10.66)	0:33.83 [2] (0:10.93)	0:22.90 [2] (0:10.98)	0:11.92 [3] (0:11.92)	2.4L	0:33.83	+0
7	4 KEETA Nathan Thomas	7	70.2 800m	0:10.49 800m	0:57.70 [7] (0:13.46)	0:44.24 [4] (0:10.49)	0:33.75 [3] (0:10.91)	0:22.84 [3] (0:10.91)	0:11.93 [2] (0:11.93)	2.5L	0:33.75	+3
8	8 THETOYBOY Sariah Champkin	4	67.1 800m	0:10.85 800m	0:58.35 [8] (0:13.88)	0:44.47 [7] (0:10.85)	0:33.62 [8] (0:10.88)	0:22.74 [8] (0:10.90)	0:11.84 [8] (0:11.84)	6.3L	0:33.62	-3

[] Ranking at each section and finish
 -:-:- No data available at this section
 NA No data available

SCN Saddle cloth number
 DNF Did not finish
 DNT Did not track



Horse/Jockey Name	Thatfeelsbetter
Final Rank	1
Fastest Section Time (Section)	0:10.63 (400m)
Top Speed [km/h] (Section)	69.4 (800m)
Race State	Finished



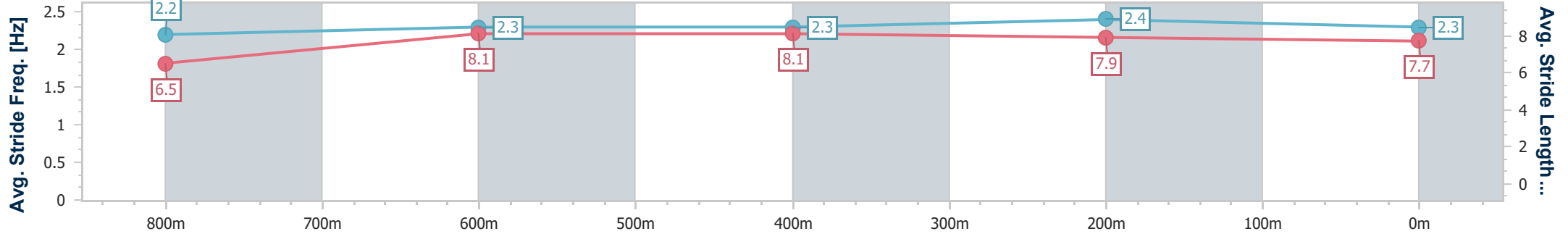
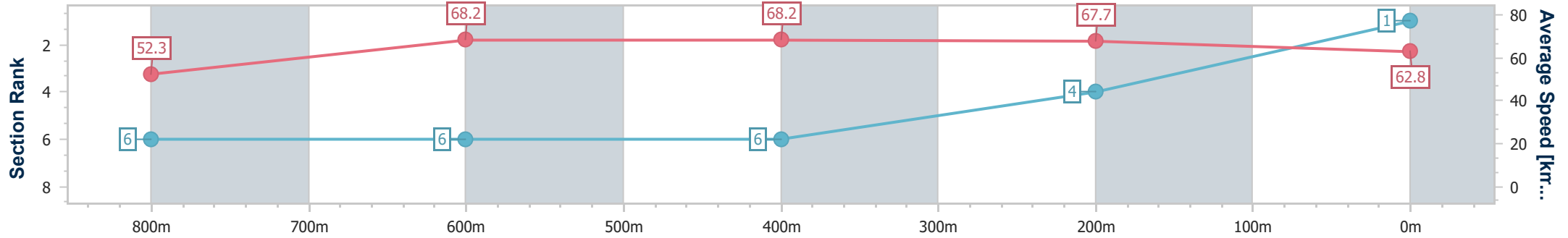
Sunshine Coast QLD Professional
Race 2: STRATA COMPLIANCE SOLUTIONS Class 4 Handicap - 1000m



06 October 2023 - 18:25

Track Rating: Good 4, Weather: Fine, Rail Position: +6m

Section	Overall	800m	600m	400m	200m
Section Times	0:57.23 [1] (0:13.79)	0:43.44 [6] (0:10.66)	0:32.78 [6] (0:10.69)	0:22.09 [6] (0:10.63)	0:11.46 [4] (0:11.46)
Average Speed [km/h]	52.3	68.2	68.2	67.7	62.8
Top Speed [km/h]	67.5	69.4	69.1	68.9	66.6
Avg. Dist. to Rail [m]	5.5	2.8	2.2	6.0	4.1
Avg. Stride Freq. [Hz]	2.2	2.3	2.3	2.4	2.3
Avg. Stride Length [m]	6.5	8.1	8.1	7.9	7.7



- [] Ranking at each section and finish
- .-.- No data available at this section
- NA No data available



Horse/Jockey Name	Hardware Lane
Final Rank	2
Fastest Section Time (Section)	0:10.75 (800m)
Top Speed [km/h] (Section)	68.8 (Overall)
Race State	Finished



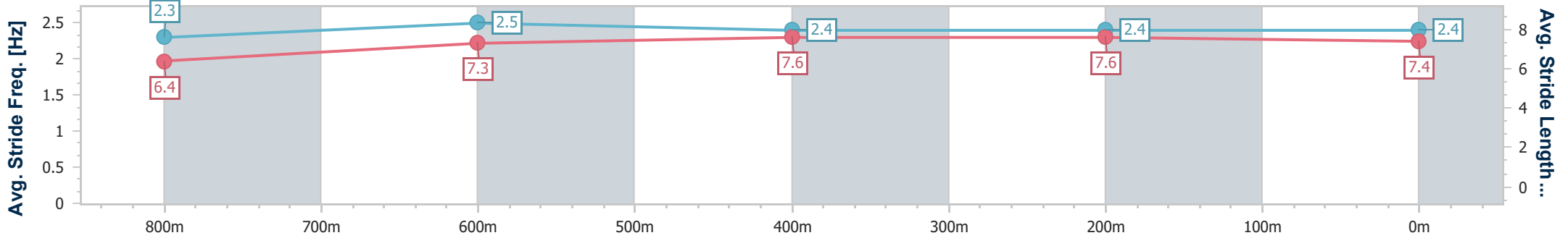
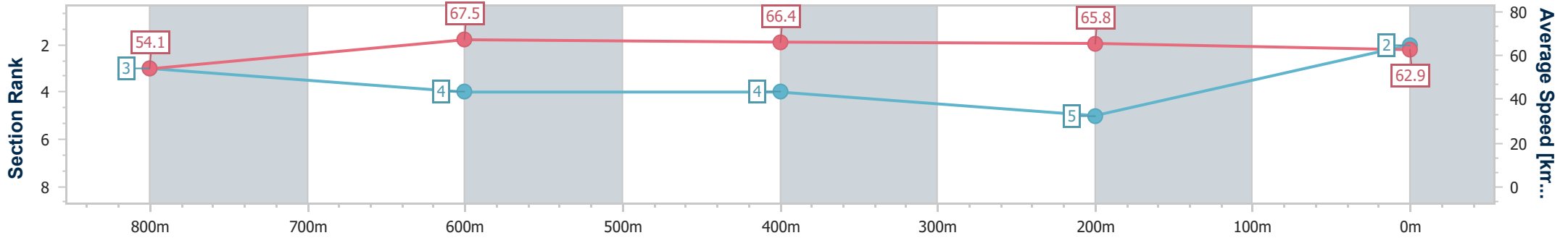
Sunshine Coast QLD Professional
Race 2: STRATA COMPLIANCE SOLUTIONS Class 4 Handicap - 1000m



06 October 2023 - 18:25

Track Rating: Good 4, Weather: Fine, Rail Position: +6m

Section	Overall	800m	600m	400m	200m
Section Times	0:57.25 [2] (0:13.31)	0:43.94 [3] (0:10.75)	0:33.19 [4] (0:10.81)	0:22.38 [4] (0:10.93)	0:11.45 [5] (0:11.45)
Average Speed [km/h]	54.1	67.5	66.4	65.8	62.9
Top Speed [km/h]	68.8	68.1	67.1	66.8	65.0
Avg. Dist. to Rail [m]	4.3	2.6	0.9	0.9	0.6
Avg. Stride Freq. [Hz]	2.3	2.5	2.4	2.4	2.4
Avg. Stride Length [m]	6.4	7.3	7.6	7.6	7.4



- [] Ranking at each section and finish
- .-.- No data available at this section
- NA No data available



Horse/Jockey Name	Shalaa's Moment
Final Rank	3
Fastest Section Time (Section)	0:10.55 (600m)
Top Speed [km/h] (Section)	70.2 (600m)
Race State	Finished



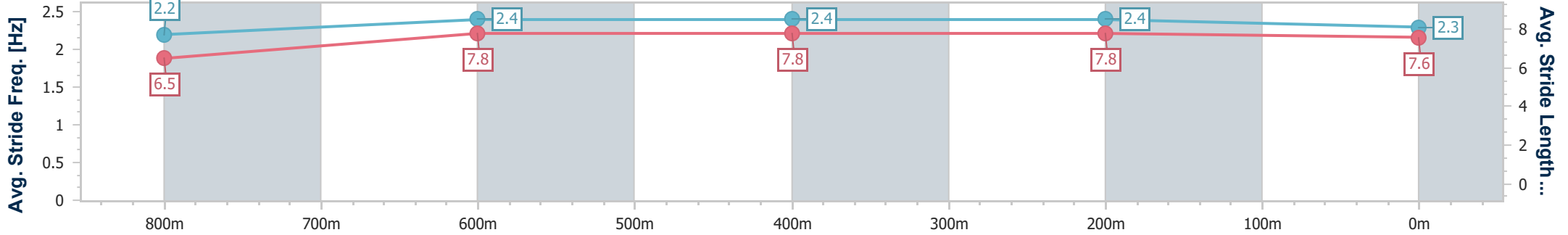
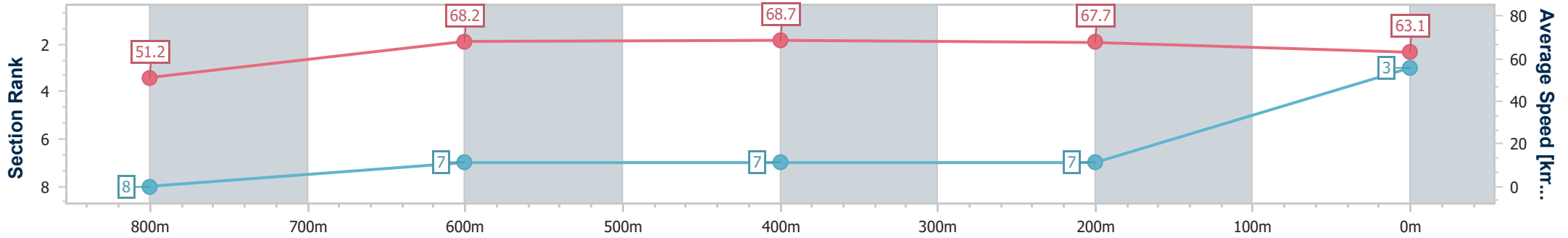
Sunshine Coast QLD Professional
Race 2: STRATA COMPLIANCE SOLUTIONS Class 4 Handicap - 1000m



06 October 2023 - 18:25

Track Rating: Good 4, Weather: Fine, Rail Position: +6m

Section	Overall	800m	600m	400m	200m
Section Times	0:57.35 [3] (0:14.04)	0:43.31 [8] (0:10.69)	0:32.62 [7] (0:10.55)	0:22.07 [7] (0:10.64)	0:11.43 [7] (0:11.43)
Average Speed [km/h]	51.2	68.2	68.7	67.7	63.1
Top Speed [km/h]	66.0	69.7	70.2	68.7	66.4
Avg. Dist. to Rail [m]	3.0	2.4	1.3	1.4	1.1
Avg. Stride Freq. [Hz]	2.2	2.4	2.4	2.4	2.3
Avg. Stride Length [m]	6.5	7.8	7.8	7.8	7.6



- [] Ranking at each section and finish
- .-.- No data available at this section
- NA No data available



Horse/Jockey Name	Titans
Final Rank	4
Fastest Section Time (Section)	0:10.66 (800m)
Top Speed [km/h] (Section)	69.2 (800m)
Race State	Finished



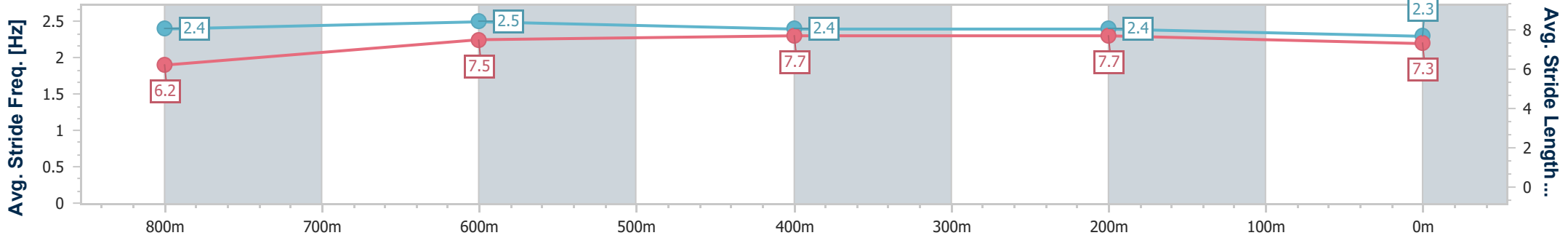
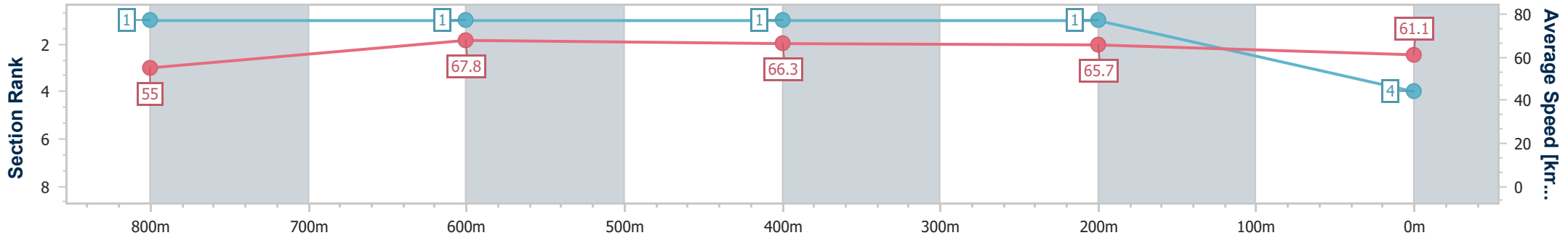
Sunshine Coast QLD Professional
Race 2: STRATA COMPLIANCE SOLUTIONS Class 4 Handicap - 1000m



06 October 2023 - 18:25

Track Rating: Good 4, Weather: Fine, Rail Position: +6m

Section	Overall	800m	600m	400m	200m
Section Times	0:57.44 [4] (0:13.12)	0:44.32 [1] (0:10.66)	0:33.66 [1] (0:10.92)	0:22.74 [1] (0:10.96)	0:11.78 [1] (0:11.78)
Average Speed [km/h]	55.0	67.8	66.3	65.7	61.1
Top Speed [km/h]	69.2	69.2	66.6	66.6	64.7
Avg. Dist. to Rail [m]	2.1	1.8	0.9	1.8	0.4
Avg. Stride Freq. [Hz]	2.4	2.5	2.4	2.4	2.3
Avg. Stride Length [m]	6.2	7.5	7.7	7.7	7.3



- [] Ranking at each section and finish
- .-.- No data available at this section
- NA No data available



Horse/Jockey Name	American President
Final Rank	5
Fastest Section Time (Section)	0:10.52 (800m)
Top Speed [km/h] (Section)	70.0 (800m)
Race State	Finished



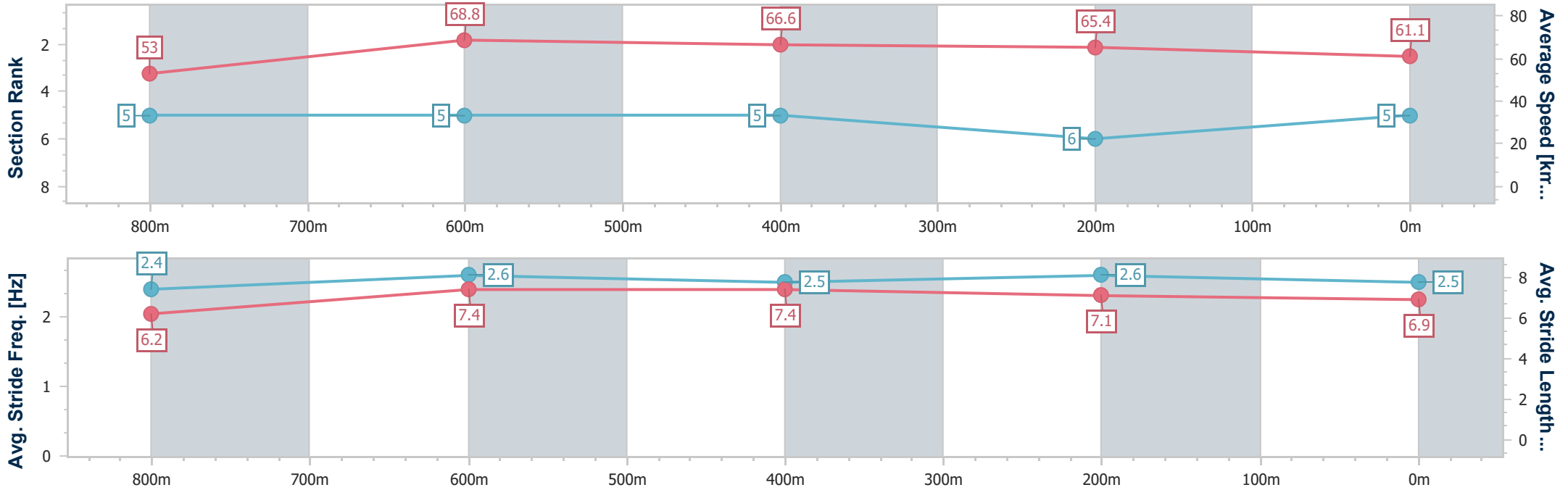
Sunshine Coast QLD Professional
 Race 2: STRATA COMPLIANCE SOLUTIONS Class 4 Handicap - 1000m



06 October 2023 - 18:25

Track Rating: Good 4, Weather: Fine, Rail Position: +6m

Section	Overall	800m	600m	400m	200m
Section Times	0:57.68 [5] (0:13.59)	0:44.09 [5] (0:10.52)	0:33.57 [5] (0:10.77)	0:22.80 [5] (0:11.01)	0:11.79 [6] (0:11.79)
Average Speed [km/h]	53.0	68.8	66.6	65.4	61.1
Top Speed [km/h]	68.8	70.0	68.0	66.0	65.3
Avg. Dist. to Rail [m]	2.9	1.3	0.7	0.3	1.9
Avg. Stride Freq. [Hz]	2.4	2.6	2.5	2.6	2.5
Avg. Stride Length [m]	6.2	7.4	7.4	7.1	6.9



- [] Ranking at each section and finish
- .-.- No data available at this section
- NA No data available



Horse/Jockey Name	Delyth
Final Rank	6
Fastest Section Time (Section)	0:10.66 (800m)
Top Speed [km/h] (Section)	70.0 (800m)
Race State	Finished

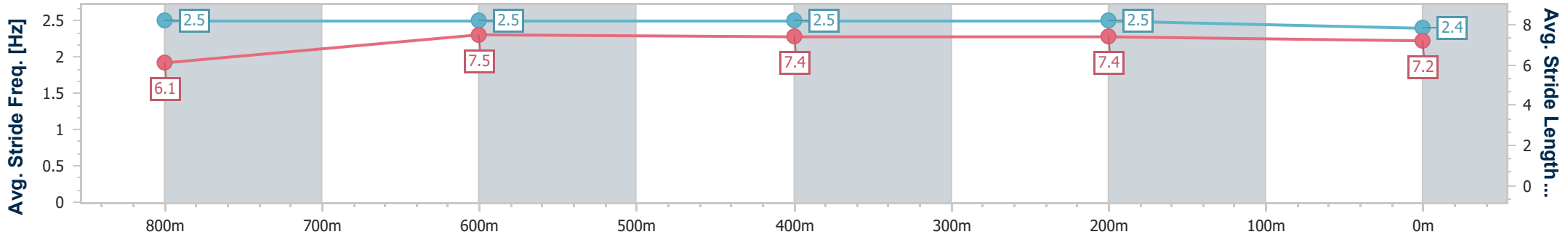
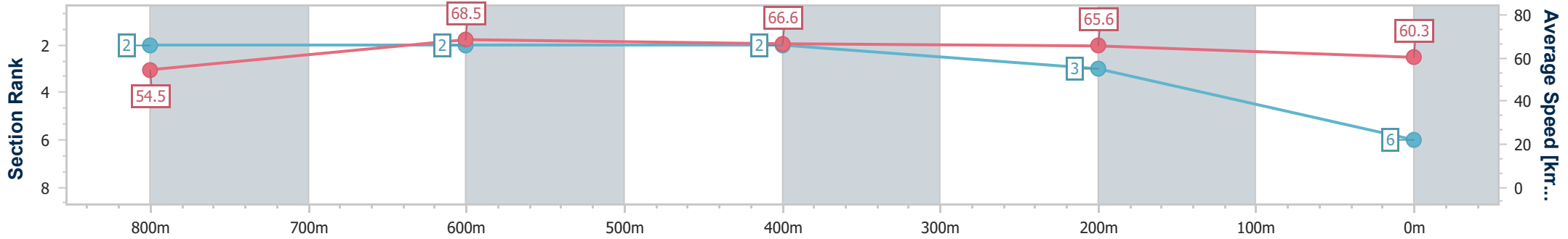


Sunshine Coast QLD Professional
 Race 2: STRATA COMPLIANCE SOLUTIONS Class 4 Handicap - 1000m
 SCTC SUNSHINE COAST TURF CLUB

06 October 2023 - 18:25

Track Rating: Good 4, Weather: Fine, Rail Position: +6m

Section	Overall	800m	600m	400m	200m
Section Times	0:57.69 [6] (0:13.20)	0:44.49 [2] (0:10.66)	0:33.83 [2] (0:10.93)	0:22.90 [2] (0:10.98)	0:11.92 [3] (0:11.92)
Average Speed [km/h]	54.5	68.5	66.6	65.6	60.3
Top Speed [km/h]	69.1	70.0	67.3	66.5	63.6
Avg. Dist. to Rail [m]	8.2	3.8	1.8	2.9	3.7
Avg. Stride Freq. [Hz]	2.5	2.5	2.5	2.5	2.4
Avg. Stride Length [m]	6.1	7.5	7.4	7.4	7.2



- [] Ranking at each section and finish
- .-.- No data available at this section
- NA No data available



Horse/Jockey Name	Keeta
Final Rank	7
Fastest Section Time (Section)	0:10.49 (800m)
Top Speed [km/h] (Section)	70.2 (800m)
Race State	Finished



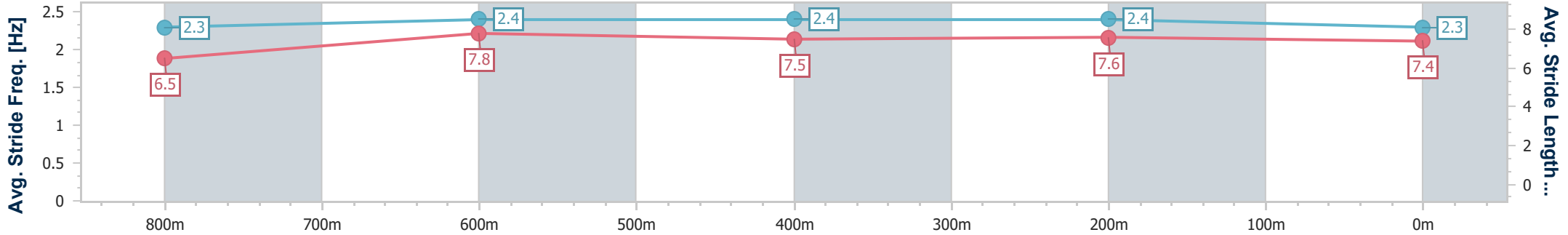
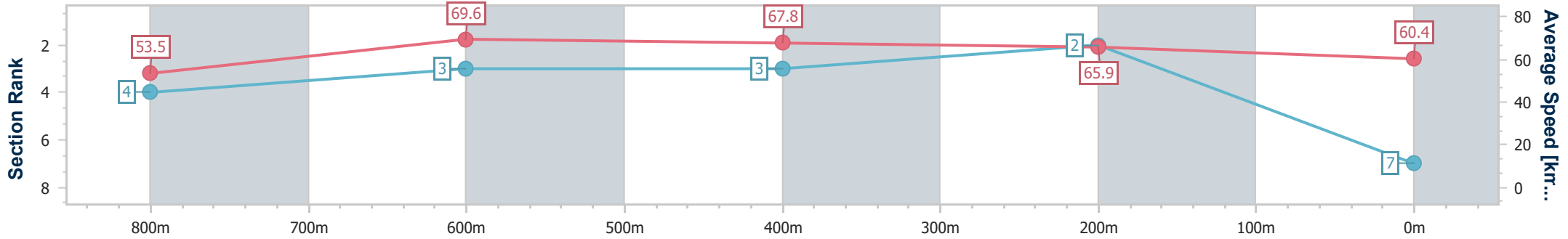
Sunshine Coast QLD Professional
Race 2: STRATA COMPLIANCE SOLUTIONS Class 4 Handicap - 1000m



06 October 2023 - 18:25

Track Rating: Good 4, Weather: Fine, Rail Position: +6m

Section	Overall	800m	600m	400m	200m
Section Times	0:57.70 [7] (0:13.46)	0:44.24 [4] (0:10.49)	0:33.75 [3] (0:10.91)	0:22.84 [3] (0:10.91)	0:11.93 [2] (0:11.93)
Average Speed [km/h]	53.5	69.6	67.8	65.9	60.4
Top Speed [km/h]	68.0	70.2	69.3	67.6	63.5
Avg. Dist. to Rail [m]	6.6	3.7	4.6	5.1	3.7
Avg. Stride Freq. [Hz]	2.3	2.4	2.4	2.4	2.3
Avg. Stride Length [m]	6.5	7.8	7.5	7.6	7.4



- [] Ranking at each section and finish
- .-.- No data available at this section
- NA No data available



Horse/Jockey Name	Thetoyboy
Final Rank	8
Fastest Section Time (Section)	0:10.85 (800m)
Top Speed [km/h] (Section)	67.1 (800m)
Race State	Finished



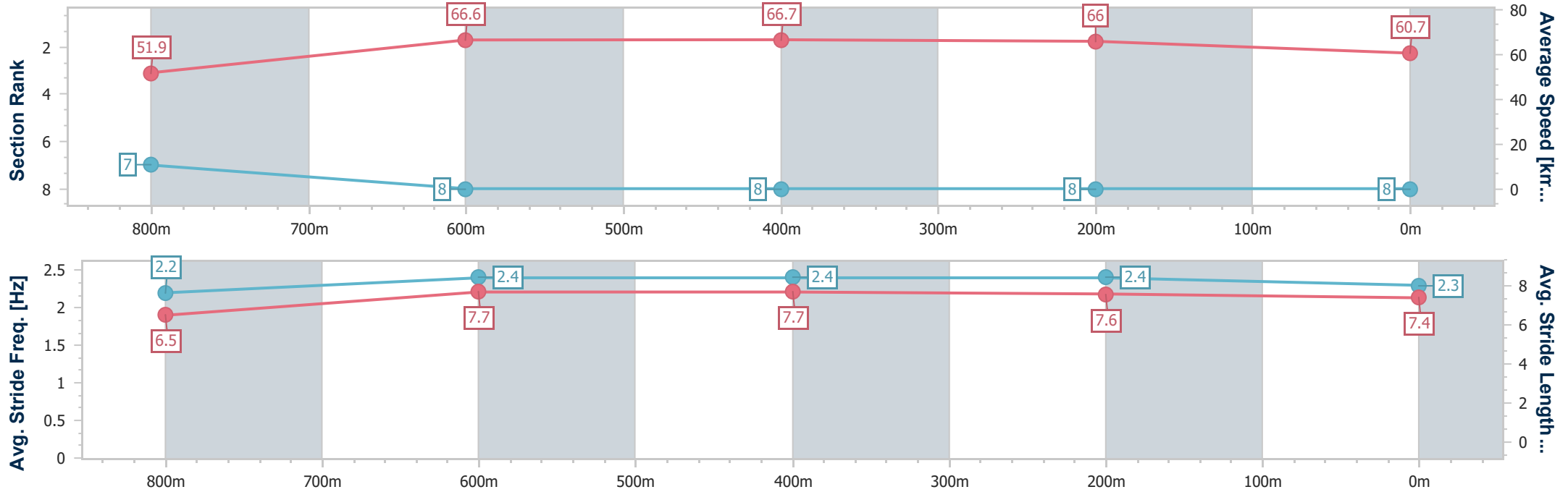
Sunshine Coast QLD Professional
Race 2: STRATA COMPLIANCE SOLUTIONS Class 4 Handicap - 1000m



06 October 2023 - 18:25

Track Rating: Good 4, Weather: Fine, Rail Position: +6m

Section	Overall	800m	600m	400m	200m
Section Times	0:58.35 [8] (0:13.88)	0:44.47 [7] (0:10.85)	0:33.62 [8] (0:10.88)	0:22.74 [8] (0:10.90)	0:11.84 [8] (0:11.84)
Average Speed [km/h]	51.9	66.6	66.7	66.0	60.7
Top Speed [km/h]	66.6	67.1	67.1	66.9	64.6
Avg. Dist. to Rail [m]	3.4	1.4	1.1	1.8	1.7
Avg. Stride Freq. [Hz]	2.2	2.4	2.4	2.4	2.3
Avg. Stride Length [m]	6.5	7.7	7.7	7.6	7.4



- [] Ranking at each section and finish
- .-.- No data available at this section
- NA No data available