

Track Rating: Good 4, Weather: Fine, Rail Position: +4.0m Entire

Section		Field Times														
Overall	1200m	1000m	800m	600m	400m	Last 600m										
1:19.87 (0:11.17)	1:08.70 (0:10.80)	0:57.90 (0:10.91)	0:46.99 (0:11.65)	0:35.34 (0:11.45)	0:23.89 (0:11.78)	0:35.34										
Rank	TAB	Horse/Jockey	Barrier	Top Speed [km/h]	Fastest Section	Distance Travelled [m]										
1	11	ARCARIUS Jaden Lloyd	4	67.3 1200m	0:10.92 1200m	1:19.87 [1] (0:11.51)	1:08.36 [6] (0:10.92)	0:57.44 [6] (0:11.18)	0:46.26 [6] (0:11.72)	0:34.54 [7] (0:11.50)	0:23.04 [7] (0:11.34)	0:34.54				
2	14	I AM TAKINGTHELOT Angela Jones	2	67.3 1200m	0:10.82 1200m	1:19.92 [2] (0:11.42)	1:08.50 [5] (0:10.82)	0:57.68 [5] (0:11.02)	0:46.66 [3] (0:11.59)	0:35.07 [3] (0:11.53)	0:23.54 [3] (0:11.59)	0:35.07 -7				
3	5	AMMAND Bailey Wheeler	7	68.7 1200m	0:10.78 1200m	1:20.02 [3] (0:11.32)	1:08.70 [3] (0:10.78)	0:57.92 [2] (0:10.97)	0:46.95 [2] (0:11.67)	0:35.28 [2] (0:11.45)	0:23.83 [2] (0:11.61)	0:35.28 -3				
4	7	A BIG CHANCE Robbie Dolan	14	65.8 1000m	0:11.08 1000m	1:20.31 [4] (0:12.04)	1:08.27 [10] (0:11.53)	0:56.74 [12] (0:11.08)	0:45.66 [12] (0:11.27)	0:34.39 [12] (0:11.58)	0:22.81 [12] (0:11.36)	0:34.39 -4				
5	12	FIGHTING IDOL Justin Stanley	3	67.4 1200m	0:10.91 1200m	1:20.32 [5] (0:11.30)	1:09.02 [2] (0:10.91)	0:58.11 [4] (0:11.27)	0:46.84 [5] (0:11.71)	0:35.13 [6] (0:11.44)	0:23.69 [6] (0:11.62)	0:35.13 +0				
6	3	EXPECTANT Jake Molloy	12	67.0 1000m	0:10.95 1000m	1:20.46 [6] (0:12.07)	1:08.39 [11] (0:11.15)	0:57.24 [10] (0:10.95)	0:46.29 [10] (0:11.29)	0:35.00 [8] (0:11.45)	0:23.55 [8] (0:11.59)	0:35.00 -2				
7	10	OUR RED PLANET Samantha Collett	10	68.4 1000m	0:10.80 1200m	1:20.59 [7] (0:11.17)	1:09.42 [1] (0:10.80)	0:58.62 [1] (0:10.91)	0:47.71 [1] (0:11.65)	0:36.06 [1] (0:11.45)	0:24.61 [1] (0:11.78)	0:36.06 -6				
8	15	TIME TO TESTIFY Damien Thornton	8	66.5 1000m	0:11.09 1000m	1:20.60 [8] (0:11.72)	1:08.88 [7] (0:11.19)	0:57.69 [8] (0:11.09)	0:46.60 [8] (0:11.57)	0:35.03 [10] (0:11.62)	0:23.41 [10] (0:11.54)	0:35.03 -2				
9	2	VANTAN EXPRESS Boris Thornton	1	67.6 1200m	0:10.84 1200m	1:20.80 [9] (0:11.75)	1:09.05 [8] (0:10.84)	0:58.21 [7] (0:11.02)	0:47.19 [7] (0:11.50)	0:35.69 [5] (0:11.51)	0:24.18 [5] (0:11.77)	0:35.69 -9				
10	4	MOKTAFFY Jake Bayliss	13	66.8 1000m	0:10.90 1000m	1:20.91 [10] (0:12.27)	1:08.64 [12] (0:11.23)	0:57.41 [11] (0:10.90)	0:46.51 [11] (0:11.33)	0:35.18 [11] (0:11.60)	0:23.58 [11] (0:11.38)	0:35.18 -6				

Scratched: Selling Sunset (#8), Doomani (#13), Alberich (#6)



Ipswich QLD Professional

Race 8: PRECINCT PLANNING BENCHMARK 65 Handicap - 1350m

04 October 2023 - 17:25



Track Rating: Good 4, Weather: Fine, Rail Position: +4.0m Entire

Section	Overall	1200m	1000m	800m	600m	400m	Last 600m
Field Times	1:19.87 (0:11.17)	1:08.70 (0:10.80)	0:57.90 (0:10.91)	0:46.99 (0:11.65)	0:35.34 (0:11.45)	0:23.89 (0:11.78)	0:35.34

Rank	TAB	Horse/Jockey	Barrier	Top Speed [km/h]	Fastest Section	Overall	1200m	1000m	800m	600m	400m	Last 600m	Distance Travelled [m]
11	9	BRASCO James Orman	5	67.7 1200m	0:10.77 1200m	1:21.14 [11] (0:11.40)	1:09.74 [4] (0:10.77)	0:58.97 [3] (0:11.14)	0:47.83 [4] (0:11.65)	0:36.18 [4] (0:11.55)	0:24.63 [4] (0:11.94)	0:36.18	-3
12	1	AYTOBE Cejay Graham	6	67.0 1200m	0:10.93 1000m	1:21.31 [12] (0:12.02)	1:09.29 [9] (0:11.13)	0:58.16 [9] (0:10.93)	0:47.23 [9] (0:11.41)	0:35.82 [9] (0:11.57)	0:24.25 [9] (0:11.62)	0:35.82	-7

Scratched: Selling Sunset (#8), Doomani (#13), Alberich (#6)

[] Ranking at each section and finish
 -:-:- No data available at this section
 NA No data available

SCN Saddle cloth number
 DNF Did not finish
 DNT Did not track

Track Rating: Good 4, Weather: Fine, Rail Position: +4.0m Entire

Section							200m			Last 600m	
Field Times							0:12.11			0:35.34	
Rank	TAB	Horse/Jockey	Barrier	Top Speed [km/h]	Fastest Section	Margin				Distance Travelled [m]	
1	11	ARCARIUS Jaden Lloyd	4	67.3 1200m	0:10.92 1200m	0:11.70 [4] (0:11.70)	1:19.87			0:34.54	
2	14	I AM TAKINGTHELOT Angela Jones	2	67.3 1200m	0:10.82 1200m	0:11.95 [3] (0:11.95)	0.2L			0:35.07	-7
3	5	AMMAND Bailey Wheeler	7	68.7 1200m	0:10.78 1200m	0:12.22 [2] (0:12.22)	0.7L			0:35.28	-3
4	7	A BIG CHANCE Robbie Dolan	14	65.8 1000m	0:11.08 1000m	0:11.45 [12] (0:11.45)	2.2L			0:34.39	-4
5	12	FIGHTING IDOL Justin Stanley	3	67.4 1200m	0:10.91 1200m	0:12.07 [5] (0:12.07)	2.3L			0:35.13	+0
6	3	EXPECTANT Jake Molloy	12	67.0 1000m	0:10.95 1000m	0:11.96 [8] (0:11.96)	3.1L			0:35.00	-2
7	10	OUR RED PLANET Samantha Collett	10	68.4 1000m	0:10.80 1200m	0:12.83 [1] (0:12.83)	3.9L			0:36.06	-6
8	15	TIME TO TESTIFY Damien Thornton	8	66.5 1000m	0:11.09 1000m	0:11.87 [11] (0:11.87)	4L			0:35.03	-2
9	2	VANTAN EXPRESS Boris Thornton	1	67.6 1200m	0:10.84 1200m	0:12.41 [6] (0:12.41)	5L			0:35.69	-9
10	4	MOKTAFFY Jake Bayliss	13	66.8 1000m	0:10.90 1000m	0:12.20 [10] (0:12.20)	5.5L			0:35.18	-6

Scratched: Selling Sunset (#8), Doomani (#13), Alberich (#6)



Ipswich QLD Professional
Race 8: PRECINCT PLANNING BENCHMARK 65 Handicap - 1350m
 04 October 2023 - 17:25



Track Rating: Good 4, Weather: Fine, Rail Position: +4.0m Entire

Section				200m				Last 600m	
Field Times				0:12.11 (0:12.11)				0:35.34	
Rank	TAB	Horse/Jockey	Barrier	Top Speed [km/h]	Fastest Section	Margin			Distance Travelled [m]
11	9	BRASCO James Orman	5	67.7 1200m	0:10.77 1200m	0:12.69 [7] (0:12.69)	6.8L		0:36.18 -3
12	1	AYTOBE Cejay Graham	6	67.0 1200m	0:10.93 1000m	0:12.63 [9] (0:12.63)	7.8L		0:35.82 -7

Scratched: Selling Sunset (#8), Doomani (#13), Alberich (#6)

[] Ranking at each section and finish
 -:-:-:- No data available at this section
 NA No data available

SCN Saddle cloth number
 DNF Did not finish
 DNT Did not track



Horse/Jockey Name	Arcarius
Final Rank	1
Fastest Section Time (Section)	0:10.92 (1200m)
Top Speed [km/h] (Section)	67.3 (1200m)
Race State	Finished



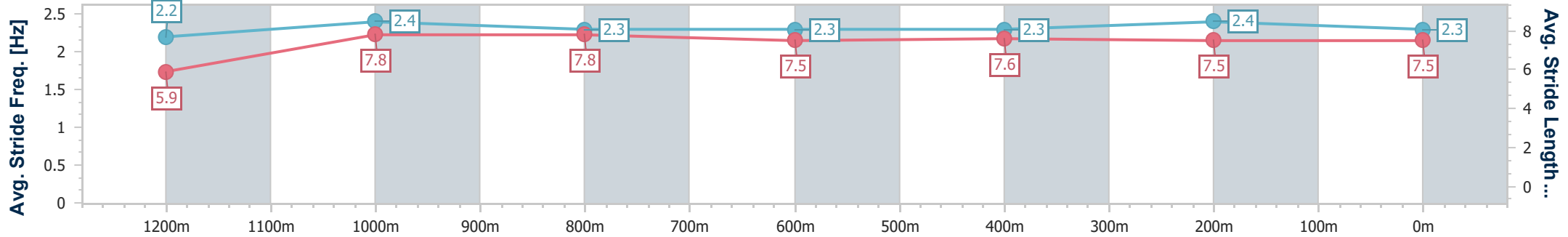
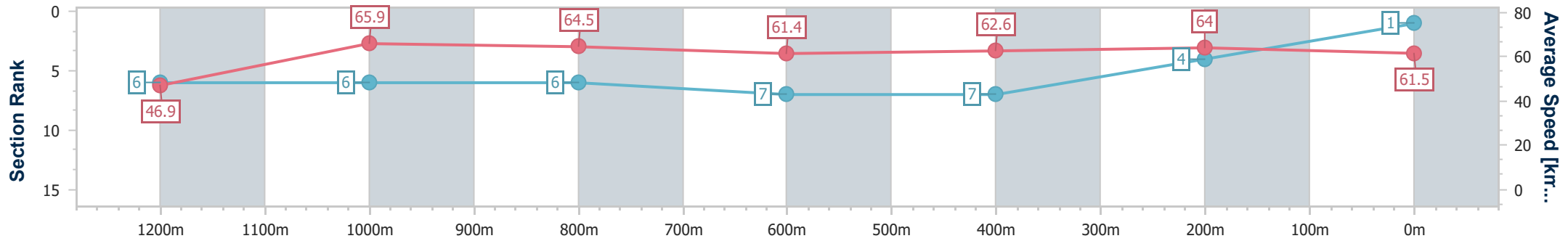
Ipswich QLD Professional
Race 8: PRECINCT PLANNING BENCHMARK 65 Handicap - 1350m



04 October 2023 - 17:25

Track Rating: Good 4, Weather: Fine, Rail Position: +4.0m Entire

Section	Overall	1200m	1000m	800m	600m	400m	200m
Section Times	1:19.87 [1] (0:11.51)	1:08.36 [6] (0:10.92)	0:57.44 [6] (0:11.18)	0:46.26 [6] (0:11.72)	0:34.54 [7] (0:11.50)	0:23.04 [7] (0:11.34)	0:11.70 [4] (0:11.70)
Average Speed [km/h]	46.9	65.9	64.5	61.4	62.6	64.0	61.5
Top Speed [km/h]	62.7	67.3	66.6	63.9	64.4	64.8	63.2
Avg. Dist. to Rail [m]	1.8	0.4	0.5	0.3	0.4	2.2	1.9
Avg. Stride Freq. [Hz]	2.2	2.4	2.3	2.3	2.3	2.4	2.3
Avg. Stride Length [m]	5.9	7.8	7.8	7.5	7.6	7.5	7.5



- [] Ranking at each section and finish
- .-.- No data available at this section
- NA No data available



Horse/Jockey Name	I Am Takingthelot
Final Rank	2
Fastest Section Time (Section)	0:10.82 (1200m)
Top Speed [km/h] (Section)	67.3 (1200m)
Race State	Finished



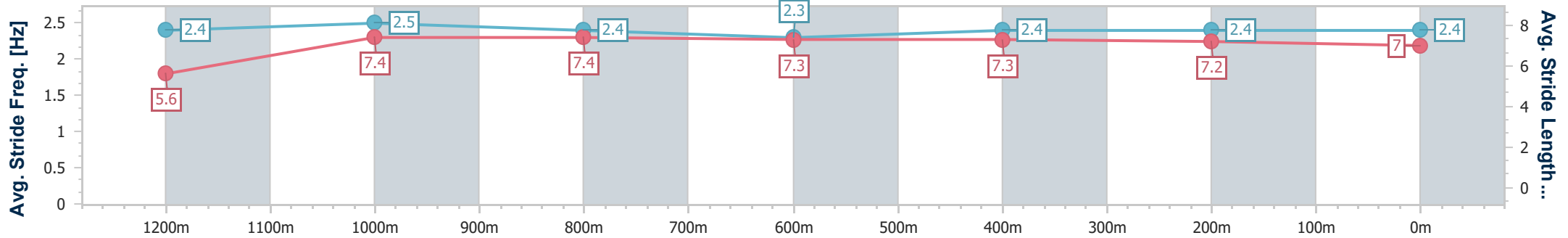
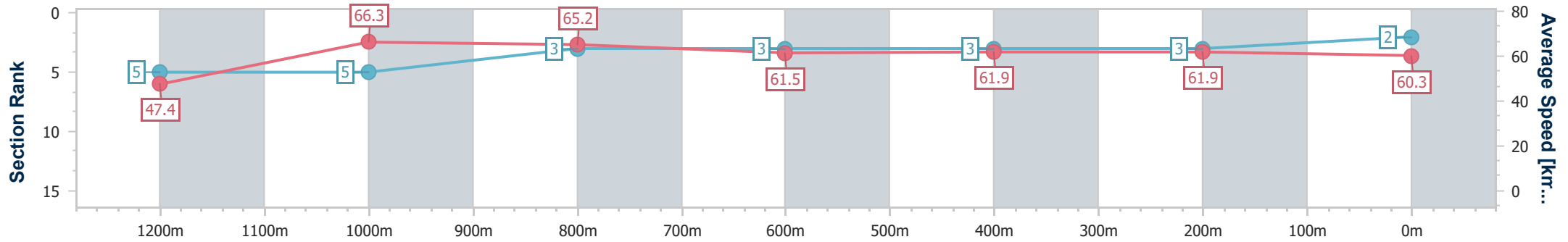
Ipswich QLD Professional
 Race 8: PRECINCT PLANNING BENCHMARK 65 Handicap - 1350m



04 October 2023 - 17:25

Track Rating: Good 4, Weather: Fine, Rail Position: +4.0m Entire

Section	Overall	1200m	1000m	800m	600m	400m	200m
Section Times	1:19.92 [2] (0:11.42)	1:08.50 [5] (0:10.82)	0:57.68 [5] (0:11.02)	0:46.66 [3] (0:11.59)	0:35.07 [3] (0:11.53)	0:23.54 [3] (0:11.59)	0:11.95 [3] (0:11.95)
Average Speed [km/h]	47.4	66.3	65.2	61.5	61.9	61.9	60.3
Top Speed [km/h]	64.8	67.3	66.3	63.9	62.9	62.8	62.6
Avg. Dist. to Rail [m]	1.8	1.0	1.5	2.2	2.2	0.4	0.4
Avg. Stride Freq. [Hz]	2.4	2.5	2.4	2.3	2.4	2.4	2.4
Avg. Stride Length [m]	5.6	7.4	7.4	7.3	7.3	7.2	7.0



- [] Ranking at each section and finish
- .-.- No data available at this section
- NA No data available



Horse/Jockey Name	Ammand
Final Rank	3
Fastest Section Time (Section)	0:10.78 (1200m)
Top Speed [km/h] (Section)	68.7 (1200m)
Race State	Finished



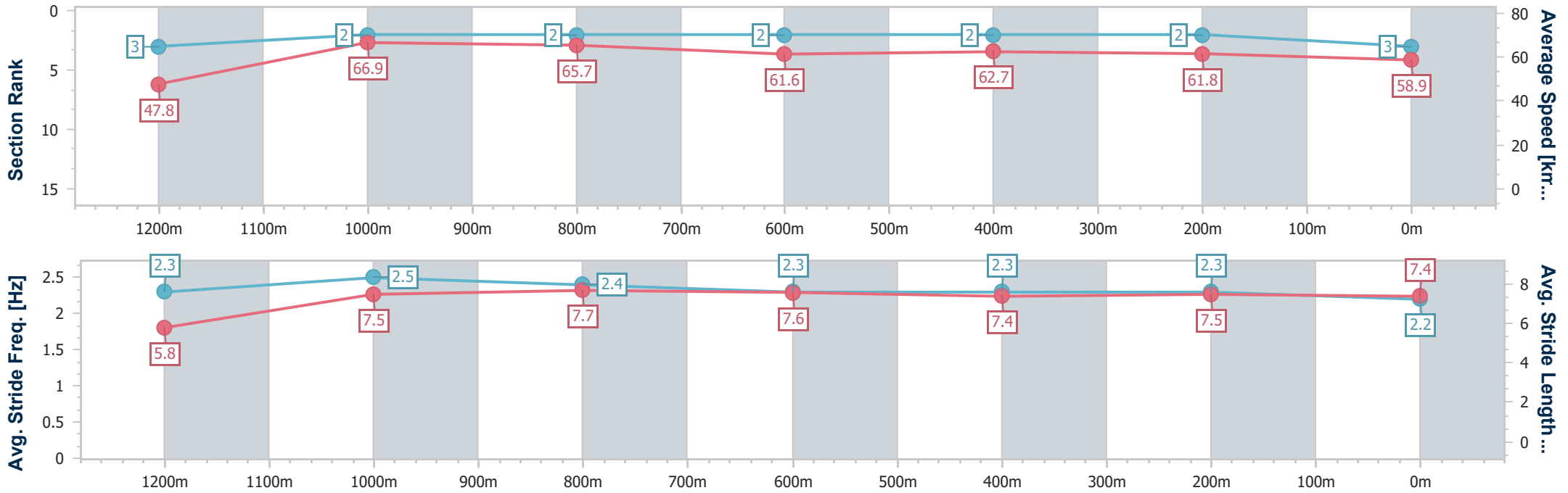
Ipswich QLD Professional
Race 8: PRECINCT PLANNING BENCHMARK 65 Handicap - 1350m



04 October 2023 - 17:25

Track Rating: Good 4, Weather: Fine, Rail Position: +4.0m Entire

Section	Overall	1200m	1000m	800m	600m	400m	200m
Section Times	1:20.02 [3] (0:11.32)	1:08.70 [3] (0:10.78)	0:57.92 [2] (0:10.97)	0:46.95 [2] (0:11.67)	0:35.28 [2] (0:11.45)	0:23.83 [2] (0:11.61)	0:12.22 [2] (0:12.22)
Average Speed [km/h]	47.8	66.9	65.7	61.6	62.7	61.8	58.9
Top Speed [km/h]	64.4	68.7	67.4	63.4	63.3	63.6	61.6
Avg. Dist. to Rail [m]	4.1	2.0	1.1	0.5	0.6	0.4	1.0
Avg. Stride Freq. [Hz]	2.3	2.5	2.4	2.3	2.3	2.3	2.2
Avg. Stride Length [m]	5.8	7.5	7.7	7.6	7.4	7.5	7.4



- [] Ranking at each section and finish
- .-.- No data available at this section
- NA No data available



Horse/Jockey Name	A Big Chance
Final Rank	4
Fastest Section Time (Section)	0:11.08 (1000m)
Top Speed [km/h] (Section)	65.8 (1000m)
Race State	Finished



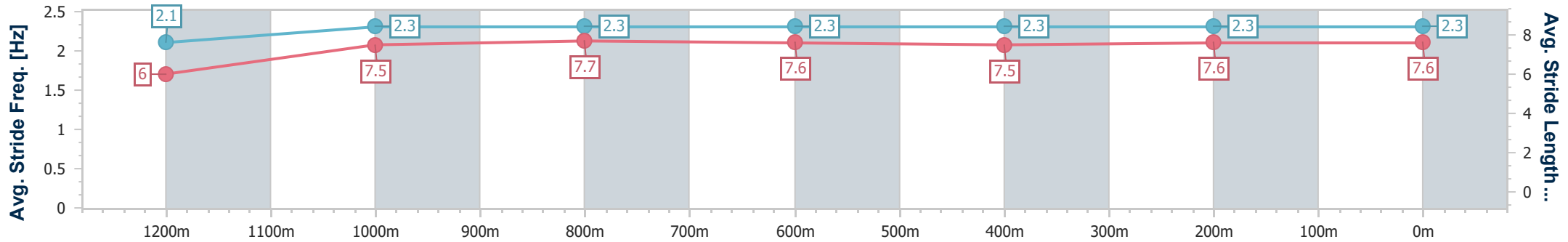
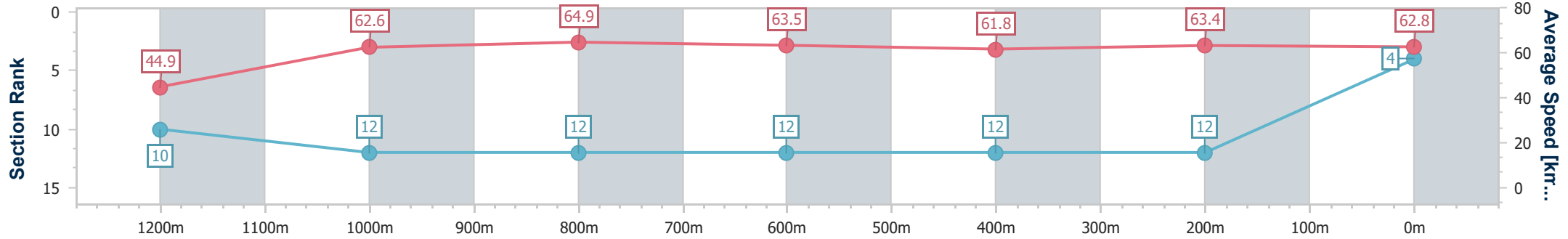
Ipswich QLD Professional
Race 8: PRECINCT PLANNING BENCHMARK 65 Handicap - 1350m



04 October 2023 - 17:25

Track Rating: Good 4, Weather: Fine, Rail Position: +4.0m Entire

Section	Overall	1200m	1000m	800m	600m	400m	200m
Section Times	1:20.31 [4] (0:12.04)	1:08.27 [10] (0:11.53)	0:56.74 [12] (0:11.08)	0:45.66 [12] (0:11.27)	0:34.39 [12] (0:11.58)	0:22.81 [12] (0:11.36)	0:11.45 [12] (0:11.45)
Average Speed [km/h]	44.9	62.6	64.9	63.5	61.8	63.4	62.8
Top Speed [km/h]	60.1	64.8	65.8	64.3	63.4	63.8	64.1
Avg. Dist. to Rail [m]	7.9	2.1	0.6	1.4	1.3	1.2	3.3
Avg. Stride Freq. [Hz]	2.1	2.3	2.3	2.3	2.3	2.3	2.3
Avg. Stride Length [m]	6.0	7.5	7.7	7.6	7.5	7.6	7.6



- [] Ranking at each section and finish
- .-.- No data available at this section
- NA No data available



Horse/Jockey Name	Fighting Idol
Final Rank	5
Fastest Section Time (Section)	0:10.91 (1200m)
Top Speed [km/h] (Section)	67.4 (1200m)
Race State	Finished



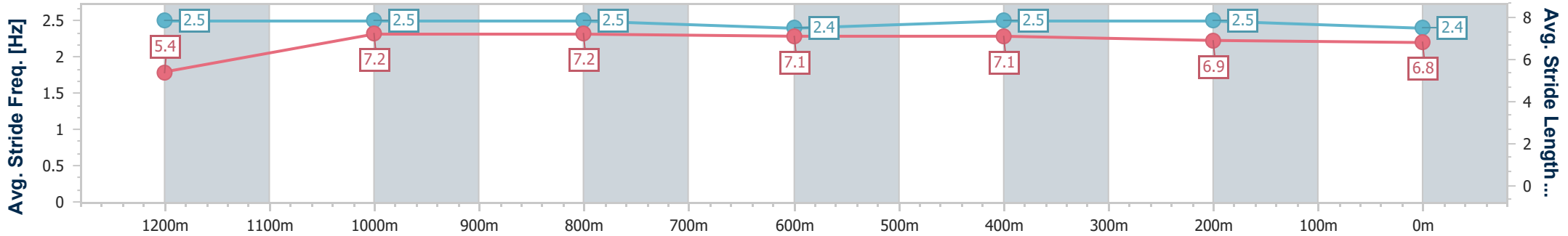
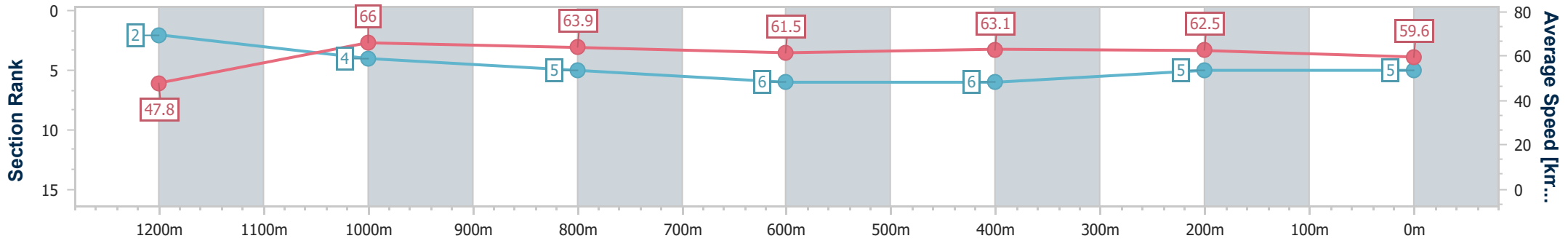
Ipswich QLD Professional
Race 8: PRECINCT PLANNING BENCHMARK 65 Handicap - 1350m



04 October 2023 - 17:25

Track Rating: Good 4, Weather: Fine, Rail Position: +4.0m Entire

Section	Overall	1200m	1000m	800m	600m	400m	200m
Section Times	1:20.32 [5] (0:11.30)	1:09.02 [2] (0:10.91)	0:58.11 [4] (0:11.27)	0:46.84 [5] (0:11.71)	0:35.13 [6] (0:11.44)	0:23.69 [6] (0:11.62)	0:12.07 [5] (0:12.07)
Average Speed [km/h]	47.8	66.0	63.9	61.5	63.1	62.5	59.6
Top Speed [km/h]	64.1	67.4	64.9	63.5	64.7	63.7	61.8
Avg. Dist. to Rail [m]	1.2	0.5	0.4	0.4	0.5	2.2	1.9
Avg. Stride Freq. [Hz]	2.5	2.5	2.5	2.4	2.5	2.5	2.4
Avg. Stride Length [m]	5.4	7.2	7.2	7.1	7.1	6.9	6.8



- [] Ranking at each section and finish
- .-.- No data available at this section
- NA No data available



Horse/Jockey Name	Expectant
Final Rank	6
Fastest Section Time (Section)	0:10.95 (1000m)
Top Speed [km/h] (Section)	67.0 (1000m)
Race State	Finished



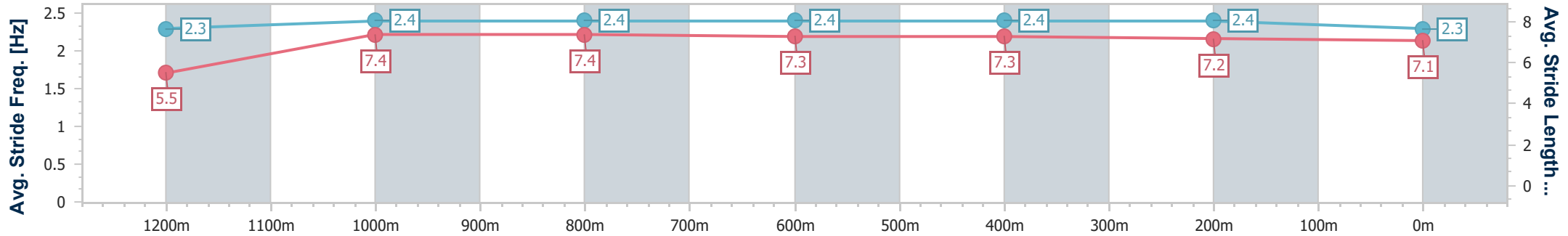
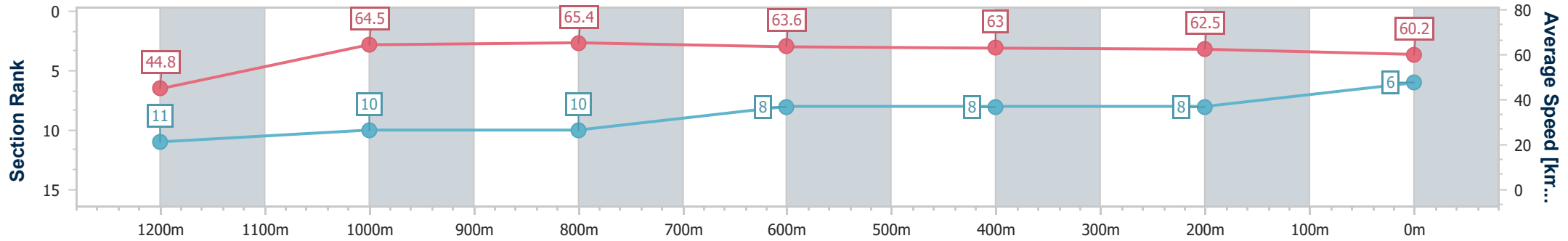
Ipswich QLD Professional
 Race 8: PRECINCT PLANNING BENCHMARK 65 Handicap - 1350m



04 October 2023 - 17:25

Track Rating: Good 4, Weather: Fine, Rail Position: +4.0m Entire

Section	Overall	1200m	1000m	800m	600m	400m	200m
Section Times	1:20.46 [6] (0:12.07)	1:08.39 [11] (0:11.15)	0:57.24 [10] (0:10.95)	0:46.29 [10] (0:11.29)	0:35.00 [8] (0:11.45)	0:23.55 [8] (0:11.59)	0:11.96 [8] (0:11.96)
Average Speed [km/h]	44.8	64.5	65.4	63.6	63.0	62.5	60.2
Top Speed [km/h]	61.3	66.8	67.0	64.6	63.9	63.6	62.4
Avg. Dist. to Rail [m]	4.2	0.8	1.3	1.0	0.5	1.9	2.9
Avg. Stride Freq. [Hz]	2.3	2.4	2.4	2.4	2.4	2.4	2.3
Avg. Stride Length [m]	5.5	7.4	7.4	7.3	7.3	7.2	7.1



- [] Ranking at each section and finish
- .-.- No data available at this section
- NA No data available



Horse/Jockey Name	Our Red Planet
Final Rank	7
Fastest Section Time (Section)	0:10.80 (1200m)
Top Speed [km/h] (Section)	68.4 (1000m)
Race State	Finished



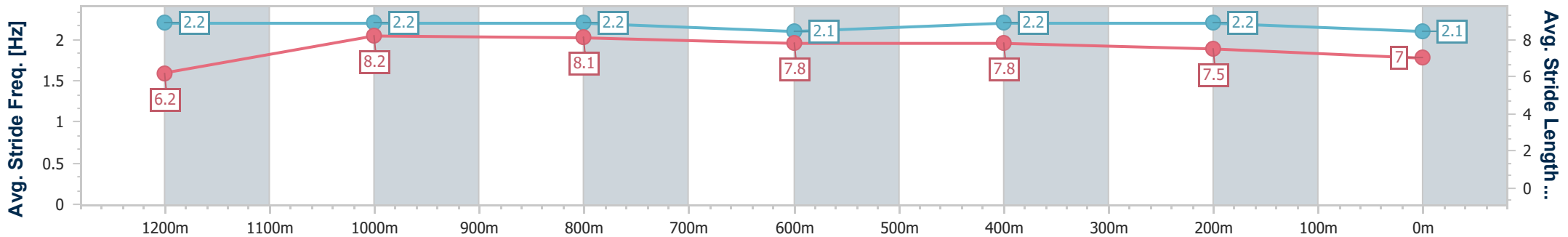
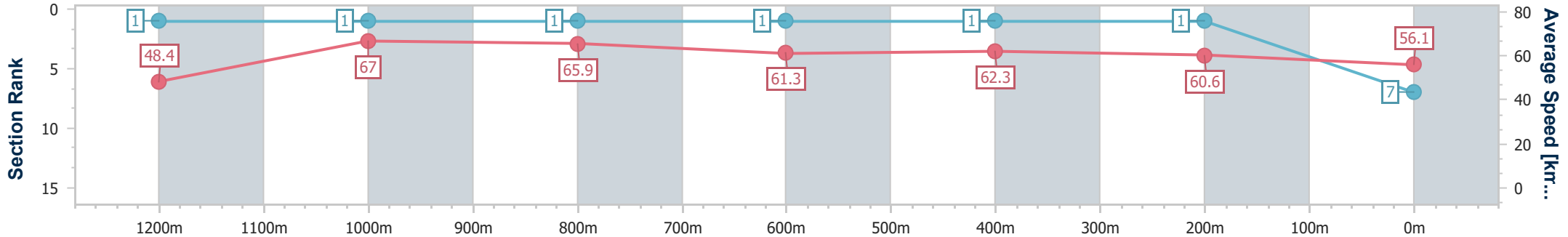
Ipswich QLD Professional
 Race 8: PRECINCT PLANNING BENCHMARK 65 Handicap - 1350m



04 October 2023 - 17:25

Track Rating: Good 4, Weather: Fine, Rail Position: +4.0m Entire

Section	Overall	1200m	1000m	800m	600m	400m	200m
Section Times	1:20.59 [7] (0:11.17)	1:09.42 [1] (0:10.80)	0:58.62 [1] (0:10.91)	0:47.71 [1] (0:11.65)	0:36.06 [1] (0:11.45)	0:24.61 [1] (0:11.78)	0:12.83 [1] (0:12.83)
Average Speed [km/h]	48.4	67.0	65.9	61.3	62.3	60.6	56.1
Top Speed [km/h]	65.1	67.8	68.4	62.6	62.6	62.2	59.4
Avg. Dist. to Rail [m]	6.4	3.9	1.6	1.9	2.2	1.7	1.5
Avg. Stride Freq. [Hz]	2.2	2.2	2.2	2.1	2.2	2.2	2.1
Avg. Stride Length [m]	6.2	8.2	8.1	7.8	7.8	7.5	7.0



- [] Ranking at each section and finish
- .-.- No data available at this section
- NA No data available



Horse/Jockey Name	Time To Testify
Final Rank	8
Fastest Section Time (Section)	0:11.09 (1000m)
Top Speed [km/h] (Section)	66.5 (1000m)
Race State	Finished



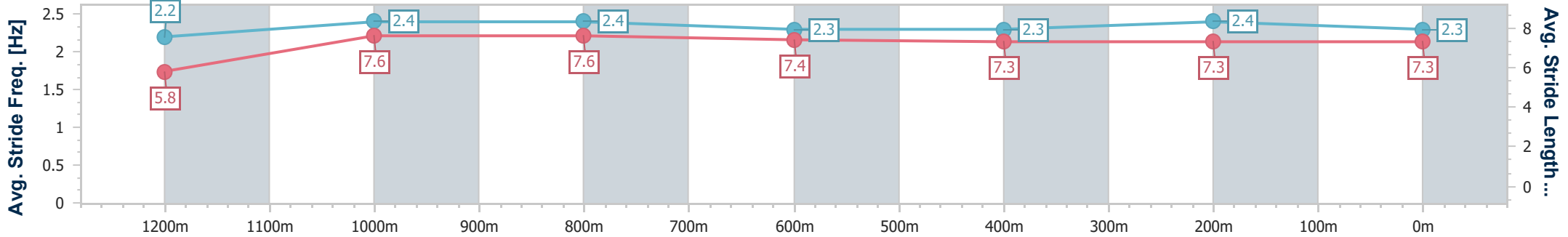
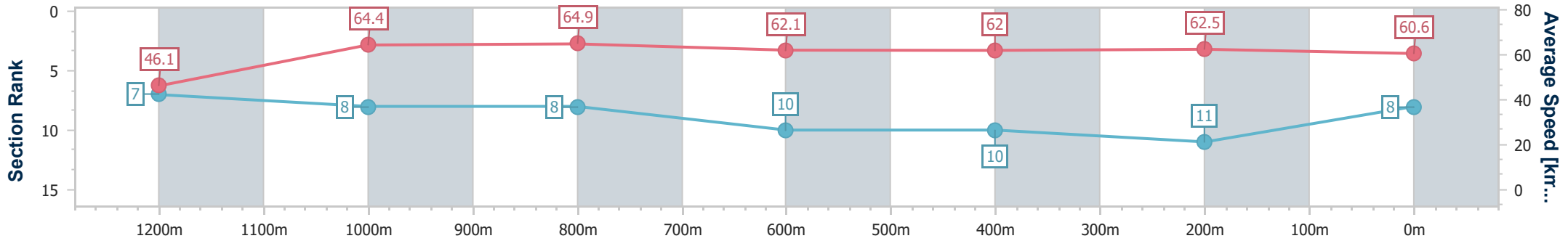
Ipswich QLD Professional
 Race 8: PRECINCT PLANNING BENCHMARK 65 Handicap - 1350m



04 October 2023 - 17:25

Track Rating: Good 4, Weather: Fine, Rail Position: +4.0m Entire

Section	Overall	1200m	1000m	800m	600m	400m	200m
Section Times	1:20.60 [8] (0:11.72)	1:08.88 [7] (0:11.19)	0:57.69 [8] (0:11.09)	0:46.60 [8] (0:11.57)	0:35.03 [10] (0:11.62)	0:23.41 [10] (0:11.54)	0:11.87 [11] (0:11.87)
Average Speed [km/h]	46.1	64.4	64.9	62.1	62.0	62.5	60.6
Top Speed [km/h]	61.1	66.1	66.5	64.2	63.6	63.5	62.4
Avg. Dist. to Rail [m]	5.3	0.9	0.3	0.5	0.3	1.0	2.0
Avg. Stride Freq. [Hz]	2.2	2.4	2.4	2.3	2.3	2.4	2.3
Avg. Stride Length [m]	5.8	7.6	7.6	7.4	7.3	7.3	7.3



- [] Ranking at each section and finish
- .-.- No data available at this section
- NA No data available



Horse/Jockey Name	Vantan Express
Final Rank	9
Fastest Section Time (Section)	0:10.84 (1200m)
Top Speed [km/h] (Section)	67.6 (1200m)
Race State	Finished



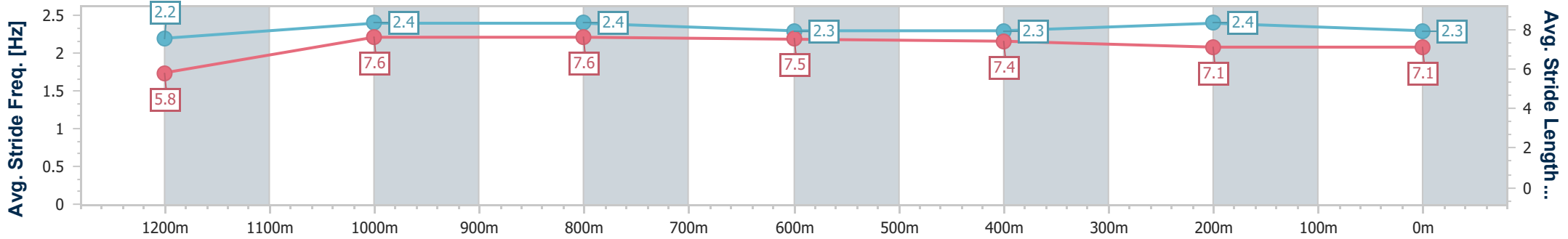
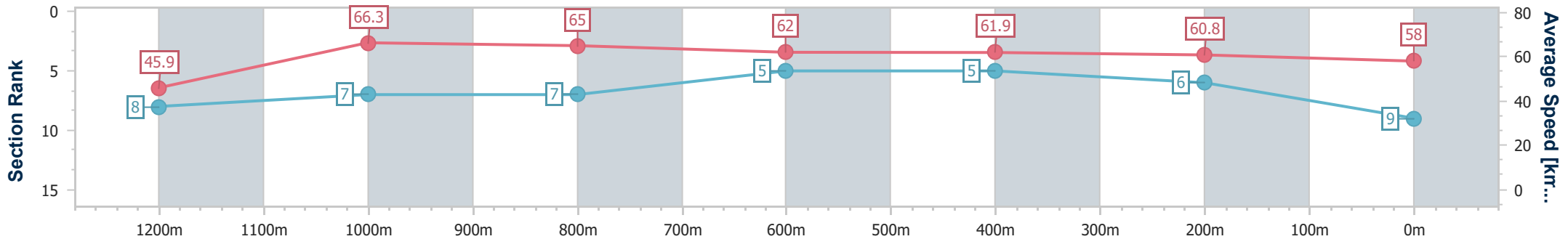
Ipswich QLD Professional
Race 8: PRECINCT PLANNING BENCHMARK 65 Handicap - 1350m



04 October 2023 - 17:25

Track Rating: Good 4, Weather: Fine, Rail Position: +4.0m Entire

Section	Overall	1200m	1000m	800m	600m	400m	200m
Section Times	1:20.80 [9] (0:11.75)	1:09.05 [8] (0:10.84)	0:58.21 [7] (0:11.02)	0:47.19 [7] (0:11.50)	0:35.69 [5] (0:11.51)	0:24.18 [5] (0:11.77)	0:12.41 [6] (0:12.41)
Average Speed [km/h]	45.9	66.3	65.0	62.0	61.9	60.8	58.0
Top Speed [km/h]	62.9	67.6	66.1	64.2	62.7	62.5	60.2
Avg. Dist. to Rail [m]	2.2	1.4	1.8	2.7	2.4	1.0	0.4
Avg. Stride Freq. [Hz]	2.2	2.4	2.4	2.3	2.3	2.4	2.3
Avg. Stride Length [m]	5.8	7.6	7.6	7.5	7.4	7.1	7.1



- [] Ranking at each section and finish
- .-.- No data available at this section
- NA No data available



Horse/Jockey Name	Moktaffy
Final Rank	10
Fastest Section Time (Section)	0:10.90 (1000m)
Top Speed [km/h] (Section)	66.8 (1000m)
Race State	Finished



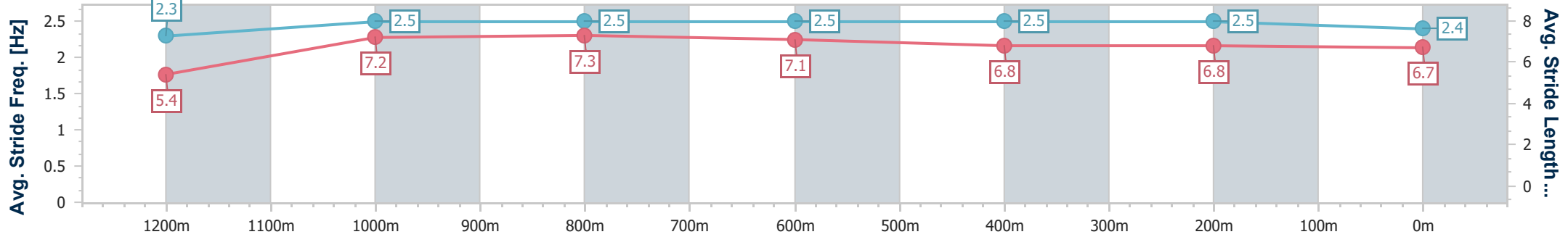
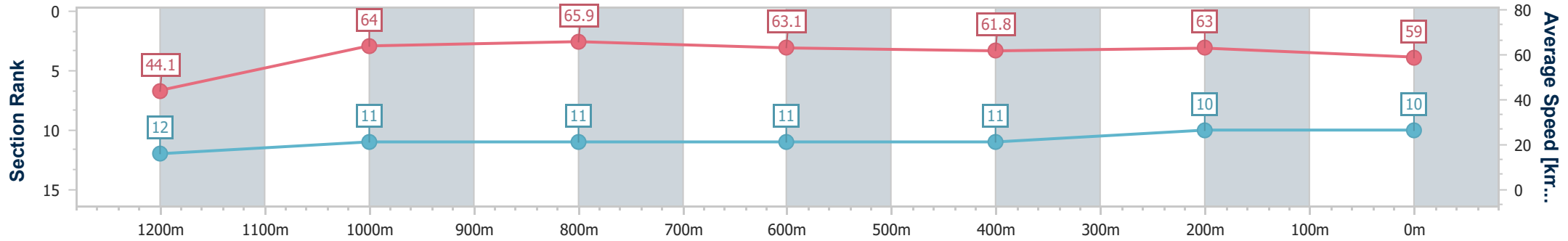
Ipswich QLD Professional
Race 8: PRECINCT PLANNING BENCHMARK 65 Handicap - 1350m



04 October 2023 - 17:25

Track Rating: Good 4, Weather: Fine, Rail Position: +4.0m Entire

Section	Overall	1200m	1000m	800m	600m	400m	200m
Section Times	1:20.91 [10] (0:12.27)	1:08.64 [12] (0:11.23)	0:57.41 [11] (0:10.90)	0:46.51 [11] (0:11.33)	0:35.18 [11] (0:11.60)	0:23.58 [11] (0:11.38)	0:12.20 [10] (0:12.20)
Average Speed [km/h]	44.1	64.0	65.9	63.1	61.8	63.0	59.0
Top Speed [km/h]	63.0	65.7	66.8	65.0	62.9	64.5	62.1
Avg. Dist. to Rail [m]	5.3	0.6	0.8	1.7	1.5	0.5	0.4
Avg. Stride Freq. [Hz]	2.3	2.5	2.5	2.5	2.5	2.5	2.4
Avg. Stride Length [m]	5.4	7.2	7.3	7.1	6.8	6.8	6.7



- [] Ranking at each section and finish
- .-.- No data available at this section
- NA No data available



Horse/Jockey Name	Brasco
Final Rank	11
Fastest Section Time (Section)	0:10.77 (1200m)
Top Speed [km/h] (Section)	67.7 (1200m)
Race State	Finished



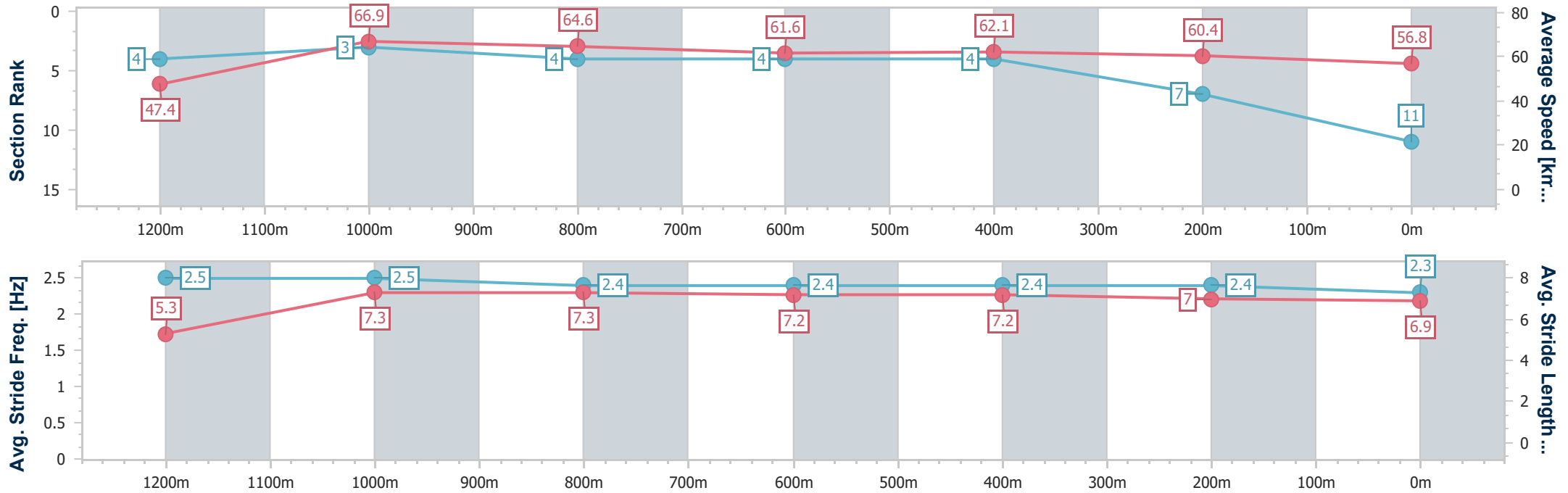
Ipswich QLD Professional
Race 8: PRECINCT PLANNING BENCHMARK 65 Handicap - 1350m



04 October 2023 - 17:25

Track Rating: Good 4, Weather: Fine, Rail Position: +4.0m Entire

Section	Overall	1200m	1000m	800m	600m	400m	200m
Section Times	1:21.14 [11] (0:11.40)	1:09.74 [4] (0:10.77)	0:58.97 [3] (0:11.14)	0:47.83 [4] (0:11.65)	0:36.18 [4] (0:11.55)	0:24.63 [4] (0:11.94)	0:12.69 [7] (0:12.69)
Average Speed [km/h]	47.4	66.9	64.6	61.6	62.1	60.4	56.8
Top Speed [km/h]	64.7	67.7	65.9	63.5	62.9	62.1	60.0
Avg. Dist. to Rail [m]	2.9	1.1	0.6	0.9	0.8	0.9	1.9
Avg. Stride Freq. [Hz]	2.5	2.5	2.4	2.4	2.4	2.4	2.3
Avg. Stride Length [m]	5.3	7.3	7.3	7.2	7.2	7.0	6.9



- [] Ranking at each section and finish
- .-.- No data available at this section
- NA No data available



Horse/Jockey Name	Aytobe
Final Rank	12
Fastest Section Time (Section)	0:10.93 (1000m)
Top Speed [km/h] (Section)	67.0 (1200m)
Race State	Finished



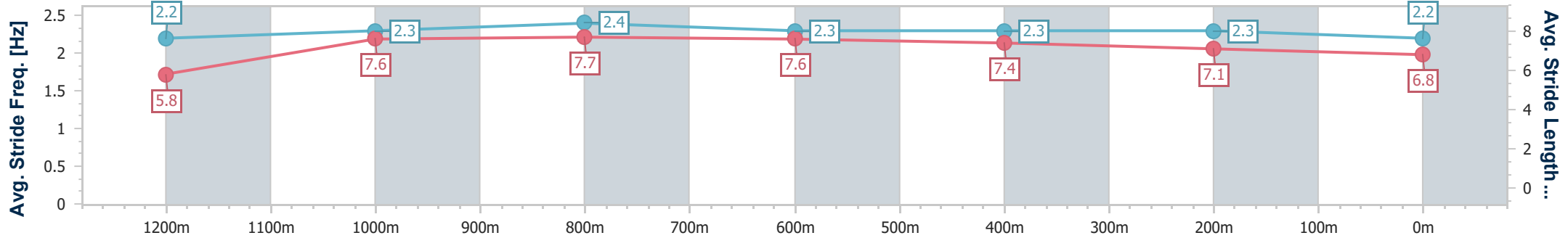
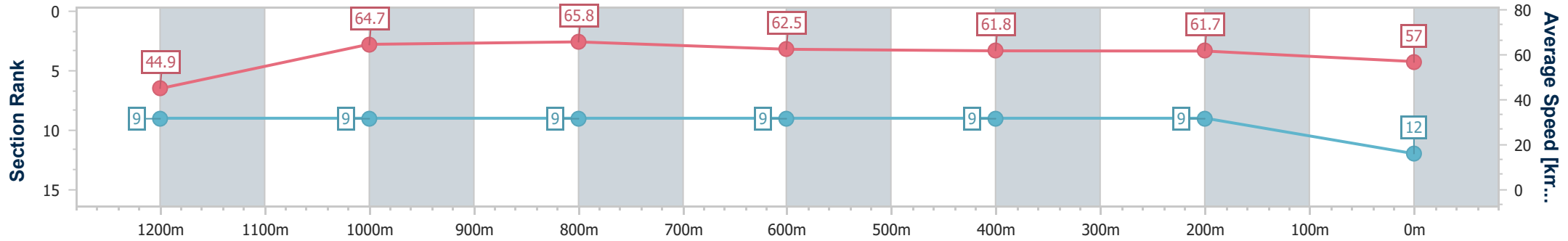
Ipswich QLD Professional
Race 8: PRECINCT PLANNING BENCHMARK 65 Handicap - 1350m



04 October 2023 - 17:25

Track Rating: Good 4, Weather: Fine, Rail Position: +4.0m Entire

Section	Overall	1200m	1000m	800m	600m	400m	200m
Section Times	1:21.31 [12] (0:12.02)	1:09.29 [9] (0:11.13)	0:58.16 [9] (0:10.93)	0:47.23 [9] (0:11.41)	0:35.82 [9] (0:11.57)	0:24.25 [9] (0:11.62)	0:12.63 [9] (0:12.63)
Average Speed [km/h]	44.9	64.7	65.8	62.5	61.8	61.7	57.0
Top Speed [km/h]	62.3	67.0	67.0	64.7	62.7	62.6	61.2
Avg. Dist. to Rail [m]	2.6	0.5	0.7	1.9	2.0	0.9	0.8
Avg. Stride Freq. [Hz]	2.2	2.3	2.4	2.3	2.3	2.3	2.2
Avg. Stride Length [m]	5.8	7.6	7.7	7.6	7.4	7.1	6.8



- [] Ranking at each section and finish
- .-.- No data available at this section
- NA No data available