



Sunshine Coast QLD Professional

Race 8: XXXX GOLD RATINGS BAND 0 - 58 Handicap - 1800m

01 October 2023 - 17:05



Track Rating: Good 4, Weather: Fine, Rail Position: +4m Entire

Section	Field Times													
Section	Overall	1600m	1400m	1200m	1000m	800m	600m	Last 600m						
Field Times	1:52.43 (0:14.08)	1:38.35 (0:12.16)	1:26.19 (0:12.53)	1:13.66 (0:12.48)	1:01.18 (0:12.86)	0:48.32 (0:12.53)	0:35.79 (0:11.96)	0:35.79						
Rank	TAB	Horse/Jockey	Barrier	Top Speed [km/h]	Fastest Section								Distance Travelled [m]	
1	13	HARD OFFER Blake Spriggs	9	63.5 400m	0:11.63 400m	1:52.43 [1] (0:14.55)	1:37.88 [5] (0:11.93)	1:25.95 [4] (0:12.29)	1:13.66 [1] (0:12.48)	1:01.18 [1] (0:12.86)	0:48.32 [1] (0:12.53)	0:35.79 [1] (0:11.96)	0:35.79	
2	1	AIDEN Ben Thompson	17	62.9 400m	0:11.68 400m	1:52.65 [2] (0:14.20)	1:38.45 [2] (0:12.05)	1:26.40 [2] (0:12.58)	1:13.82 [2] (0:12.60)	1:01.22 [2] (0:12.81)	0:48.41 [2] (0:12.53)	0:35.88 [2] (0:11.91)	0:35.88	+2
3	4	CAPITEEL Boris Thornton	3	64.6 400m	0:11.44 400m	1:52.69 [3] (0:14.32)	1:38.37 [3] (0:12.17)	1:26.20 [5] (0:12.58)	1:13.62 [4] (0:12.64)	1:00.98 [4] (0:12.79)	0:48.19 [3] (0:12.49)	0:35.70 [4] (0:11.84)	0:35.70	+5
4	8	CHIEF COMMAND Josh Adams	5	63.9 400m	0:11.58 400m	1:52.72 [4] (0:14.60)	1:38.12 [6] (0:12.19)	1:25.93 [7] (0:12.57)	1:13.36 [7] (0:12.63)	1:00.73 [7] (0:12.85)	0:47.88 [7] (0:12.43)	0:35.45 [7] (0:11.69)	0:35.45	+1
5	14	THE LOVE OF MARY Mark Du Plessis	10	64.7 400m	0:11.37 400m	1:52.77 [5] (0:14.92)	1:37.85 [10] (0:12.09)	1:25.76 [9] (0:12.75)	1:13.01 [11] (0:12.53)	1:00.48 [9] (0:12.90)	0:47.58 [11] (0:12.29)	0:35.29 [10] (0:11.66)	0:35.29	+5
6	6	LIVINGSTONES Sean Cormack	2	63.6 400m	0:11.54 400m	1:52.81 [6] (0:14.34)	1:38.47 [4] (0:12.12)	1:26.35 [3] (0:12.70)	1:13.65 [5] (0:12.67)	1:00.98 [5] (0:12.93)	0:48.05 [6] (0:12.45)	0:35.60 [6] (0:11.68)	0:35.60	-5
7	2	LUVYOUANYTIME Justin Huxtable	14	64.4 400m	0:11.39 400m	1:52.87 [7] (0:15.20)	1:37.67 [13] (0:12.09)	1:25.58 [12] (0:12.76)	1:12.82 [14] (0:12.46)	1:00.36 [13] (0:12.82)	0:47.54 [13] (0:12.37)	0:35.17 [13] (0:11.64)	0:35.17	+3
8	7	SCILAGO Georgina Cartwright	4	63.2 400m	0:11.55 400m	1:52.98 [8] (0:14.74)	1:38.24 [7] (0:12.01)	1:26.23 [6] (0:12.62)	1:13.61 [8] (0:12.74)	1:00.87 [8] (0:12.86)	0:48.01 [8] (0:12.44)	0:35.57 [9] (0:11.64)	0:35.57	-4
9	12	TORQUE LEICA STAR Bailey Wheeler	11	64.3 600m	0:11.50 400m	1:53.01 [9] (0:14.87)	1:38.14 [9] (0:12.24)	1:25.90 [11] (0:12.81)	1:13.09 [12] (0:12.54)	1:00.55 [12] (0:12.73)	0:47.82 [10] (0:12.33)	0:35.49 [11] (0:11.70)	0:35.49	+9
10	5	CAPTAIN UNDERPANTZ Samantha Collett	15	64.3 400m	0:11.41 400m	1:53.06 [10] (0:15.27)	1:37.79 [15] (0:12.34)	1:25.45 [15] (0:12.79)	1:12.66 [15] (0:12.48)	1:00.18 [15] (0:12.65)	0:47.53 [15] (0:12.30)	0:35.23 [14] (0:11.60)	0:35.23	+8

Scratched: Social Star (#11), Whistle Hoff (#16)

[] Ranking at each section and finish
 -:-:- No data available at this section
 NA No data available

SCN Saddle cloth number
 DNF Did not finish
 DNT Did not track



Sunshine Coast QLD Professional

Race 8: XXXX GOLD RATINGS BAND 0 - 58 Handicap - 1800m



01 October 2023 - 17:05

Track Rating: Good 4, Weather: Fine, Rail Position: +4m Entire

Section		Overall	1600m	1400m	1200m	1000m	800m	600m	Last 600m					
Field Times		1:52.43 (0:14.08)	1:38.35 (0:12.16)	1:26.19 (0:12.53)	1:13.66 (0:12.48)	1:01.18 (0:12.86)	0:48.32 (0:12.53)	0:35.79 (0:11.96)	0:35.79					
Rank	TAB Horse/Jockey	Barrier	Top Speed [km/h]	Fastest Section										Distance Travelled [m]
11	3 BOLD SMUGGLER Ryan Wiggins	13	63.5 400m	0:11.61 400m	1:53.13 [11] (0:14.08)	1:39.05 [1] (0:12.16)	1:26.89 [1] (0:12.70)	1:14.19 [3] (0:12.72)	1:01.47 [3] (0:12.84)	0:48.63 [4] (0:12.39)	0:36.24 [3] (0:11.92)	0:36.24	-2	
12	15 WINSTON BLUE Karl Zechner	6	64.9 600m	0:11.46 400m	1:53.17 [12] (0:15.24)	1:37.93 [14] (0:12.07)	1:25.86 [14] (0:12.68)	1:13.18 [13] (0:12.70)	1:00.48 [14] (0:12.83)	0:47.65 [14] (0:12.36)	0:35.29 [15] (0:11.62)	0:35.29	-3	
13	9 SAYS WHO Jake Bayliss	12	64.5 600m	0:11.58 400m	1:53.17 [13] (0:14.99)	1:38.18 [12] (0:12.31)	1:25.87 [13] (0:12.41)	1:13.46 [9] (0:12.62)	1:00.84 [10] (0:12.72)	0:48.12 [9] (0:12.35)	0:35.77 [8] (0:11.67)	0:35.77	+11	
14	17 CRAIGLEA KARLY Casey Waddell	7	63.3 600m	0:11.53 400m	1:53.31 [14] (0:14.93)	1:38.38 [11] (0:12.12)	1:26.26 [10] (0:12.71)	1:13.55 [10] (0:12.67)	1:00.88 [11] (0:12.82)	0:48.06 [12] (0:12.43)	0:35.63 [12] (0:11.79)	0:35.63	-6	
15	10 ULTIMATE POWER Micheal Hellyer	8	63.4 600m	0:11.72 400m	1:53.47 [15] (0:14.76)	1:38.71 [8] (0:12.06)	1:26.65 [8] (0:12.45)	1:14.20 [6] (0:12.61)	1:01.59 [6] (0:12.77)	0:48.82 [5] (0:12.42)	0:36.40 [5] (0:11.80)	0:36.40	+5	

Scratched: Social Star (#11), Whistle Hoff (#16)

[] Ranking at each section and finish
 -:-:- No data available at this section
 NA No data available

SCN Saddle cloth number
 DNF Did not finish
 DNT Did not track



Sunshine Coast QLD Professional

Race 8: XXXX GOLD RATINGS BAND 0 - 58 Handicap - 1800m



01 October 2023 - 17:05

Track Rating: Good 4, Weather: Fine, Rail Position: +4m Entire

Section				400m	200m			Last 600m			
Field Times				0:23.83 (0:11.63)	0:12.20 (0:12.20)			0:35.79			
Rank	TAB	Horse/Jockey	Barrier	Top Speed [km/h]	Fastest Section	Margin				Distance Travelled [m]	
1	13	HARD OFFER Blake Spriggs	9	63.5 400m	0:11.63 400m	0:23.83 [1] (0:11.63)	0:12.20 [1] (0:12.20)	1:52.43		0:35.79	
2	1	AIDEN Ben Thompson	17	62.9 400m	0:11.68 400m	0:23.97 [2] (0:11.68)	0:12.29 [3] (0:12.29)	1L		0:35.88	+2
3	4	CAPITEEL Boris Thornton	3	64.6 400m	0:11.44 400m	0:23.86 [4] (0:11.44)	0:12.42 [2] (0:12.42)	1.2L		0:35.70	+5
4	8	CHIEF COMMAND Josh Adams	5	63.9 400m	0:11.58 400m	0:23.76 [7] (0:11.58)	0:12.18 [7] (0:12.18)	1.4L		0:35.45	+1
5	14	THE LOVE OF MARY Mark Du Plessis	10	64.7 400m	0:11.37 400m	0:23.63 [10] (0:11.37)	0:12.26 [6] (0:12.26)	1.6L		0:35.29	+5
6	6	LIVINGSTONES Sean Cormack	2	63.6 400m	0:11.54 400m	0:23.92 [6] (0:11.54)	0:12.38 [5] (0:12.38)	1.8L		0:35.60	-5
7	2	LUVYOUANYTIME Justin Huxtable	14	64.4 400m	0:11.39 400m	0:23.53 [12] (0:11.39)	0:12.14 [12] (0:12.14)	2L		0:35.17	+3
8	7	SCILAGO Georgina Cartwright	4	63.2 400m	0:11.55 400m	0:23.93 [8] (0:11.55)	0:12.38 [9] (0:12.38)	2.5L		0:35.57	-4
9	12	TORQUE LEICA STAR Bailey Wheeler	11	64.3 600m	0:11.50 400m	0:23.79 [11] (0:11.50)	0:12.29 [11] (0:12.29)	2.7L		0:35.49	+9
10	5	CAPTAIN UNDERPANTZ Samantha Collett	15	64.3 400m	0:11.41 400m	0:23.63 [13] (0:11.41)	0:12.22 [13] (0:12.22)	2.9L		0:35.23	+8

Scratched: Social Star (#11), Whistle Hoff (#16)

[] Ranking at each section and finish
 -:-:- No data available at this section
 NA No data available

SCN Saddle cloth number
 DNF Did not finish
 DNT Did not track



Sunshine Coast QLD Professional

Race 8: XXXX GOLD RATINGS BAND 0 - 58 Handicap - 1800m



01 October 2023 - 17:05

Track Rating: Good 4, Weather: Fine, Rail Position: +4m Entire

Section				400m	200m			Last 600m		
Field Times				0:23.83 (0:11.63)	0:12.20 (0:12.20)			0:35.79		
Rank	TAB	Horse/Jockey	Barrier	Top Speed [km/h]	Fastest Section	Margin			Distance Travelled [m]	
11	3	BOLD SMUGGLER Ryan Wiggins	13	63.5 400m	0:11.61 400m	0:24.32 [3] (0:11.61)	0:12.71 [4] (0:12.71)	3.2L	0:36.24	-2
12	15	WINSTON BLUE Karl Zechner	6	64.9 600m	0:11.46 400m	0:23.67 [15] (0:11.46)	0:12.21 [14] (0:12.21)	3.4L	0:35.29	-3
13	9	SAYS WHO Jake Bayliss	12	64.5 600m	0:11.58 400m	0:24.10 [9] (0:11.58)	0:12.52 [10] (0:12.52)	3.5L	0:35.77	+11
14	17	CRAIGLEA KARLY Casey Waddell	7	63.3 600m	0:11.53 400m	0:23.84 [14] (0:11.53)	0:12.31 [15] (0:12.31)	4.3L	0:35.63	-6
15	10	ULTIMATE POWER Micheal Hellyer	8	63.4 600m	0:11.72 400m	0:24.60 [5] (0:11.72)	0:12.88 [8] (0:12.88)	5.1L	0:36.40	+5

Scratched: Social Star (#11), Whistle Hoff (#16)



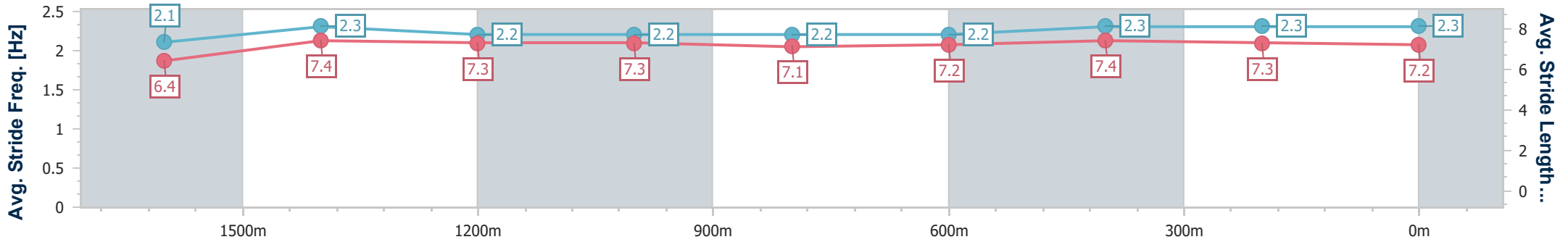
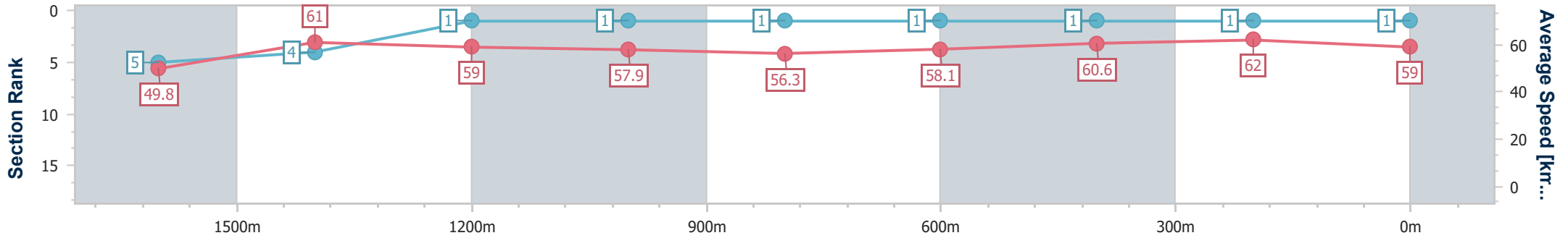
Horse/Jockey Name	Hard Offer
Final Rank	1
Fastest Section Time (Section)	0:11.63 (400m)
Top Speed [km/h] (Section)	63.5 (400m)
Race State	Finished



Sunshine Coast QLD Professional
 Race 8: XXXX GOLD RATINGS BAND 0 - 58 Handicap - 1800m
 01 October 2023 - 17:05
 Track Rating: Good 4, Weather: Fine, Rail Position: +4m Entire



Section	Overall	1600m	1400m	1200m	1000m	800m	600m	400m	200m
Section Times	1:52.43 [1] (0:14.55)	1:37.88 [5] (0:11.93)	1:25.95 [4] (0:12.29)	1:13.66 [1] (0:12.48)	1:01.18 [1] (0:12.86)	0:48.32 [1] (0:12.53)	0:35.79 [1] (0:11.96)	0:23.83 [1] (0:11.63)	0:12.20 [1] (0:12.20)
Average Speed [km/h]	49.8	61.0	59.0	57.9	56.3	58.1	60.6	62.0	59.0
Top Speed [km/h]	61.3	61.8	61.3	59.5	57.2	59.8	61.8	63.5	60.8
Avg. Dist. to Rail [m]	6.1	3.0	3.4	3.1	2.3	1.7	1.2	3.9	5.0
Avg. Stride Freq. [Hz]	2.1	2.3	2.2	2.2	2.2	2.2	2.3	2.3	2.3
Avg. Stride Length [m]	6.4	7.4	7.3	7.3	7.1	7.2	7.4	7.3	7.2



- [] Ranking at each section and finish
- .-.-.- No data available at this section
- NA No data available



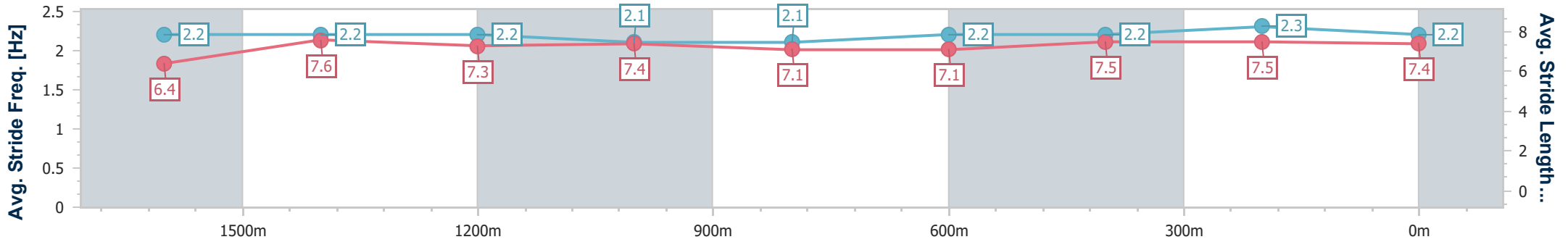
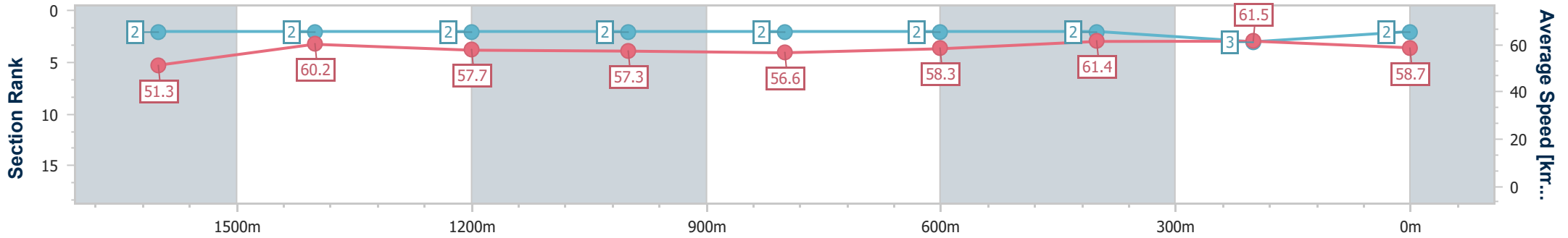
Horse/Jockey Name	Aiden
Final Rank	2
Fastest Section Time (Section)	0:11.68 (400m)
Top Speed [km/h] (Section)	62.9 (400m)
Race State	Finished



Sunshine Coast QLD Professional
 Race 8: XXXX GOLD RATINGS BAND 0 - 58 Handicap - 1800m
 01 October 2023 - 17:05
 Track Rating: Good 4, Weather: Fine, Rail Position: +4m Entire



Section	Overall	1600m	1400m	1200m	1000m	800m	600m	400m	200m			
Section Times	1:52.65 [2] (0:14.20)	1:38.45 [2] (0:12.05)	1:26.40 [2] (0:12.58)	1:13.82 [2] (0:12.60)	1:01.22 [2] (0:12.81)	0:48.41 [2] (0:12.53)	0:35.88 [2] (0:11.91)	0:23.97 [2] (0:11.68)	0:12.29 [3] (0:12.29)			
Average Speed [km/h]	51.3	60.2	57.7	57.3	56.6	58.3	61.4	61.5	58.7			
Top Speed [km/h]	62.5	62.4	58.3	57.7	57.7	60.5	62.0	62.9	60.3			
Avg. Dist. to Rail [m]	10.1	2.6	2.7	3.1	3.1	2.6	2.2	5.5	6.6			
Avg. Stride Freq. [Hz]	2.2	2.2	2.2	2.1	2.1	2.2	2.2	2.3	2.2			
Avg. Stride Length [m]	6.4	7.6	7.3	7.4	7.1	7.1	7.5	7.5	7.4			



- [] Ranking at each section and finish
- .-.- No data available at this section
- NA No data available



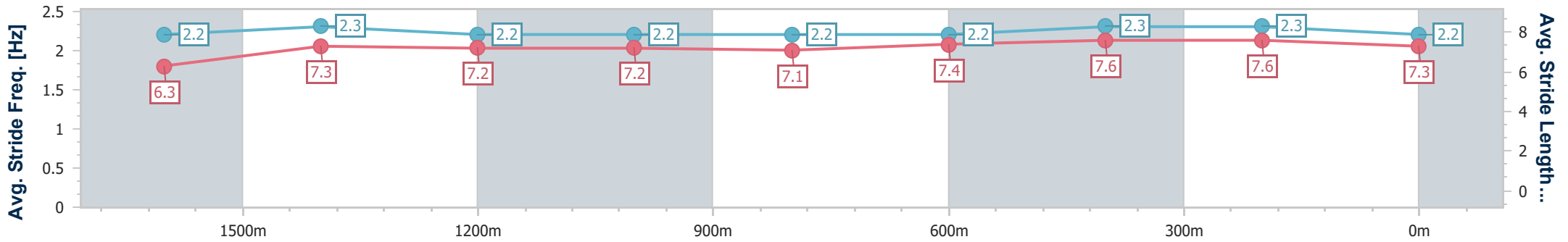
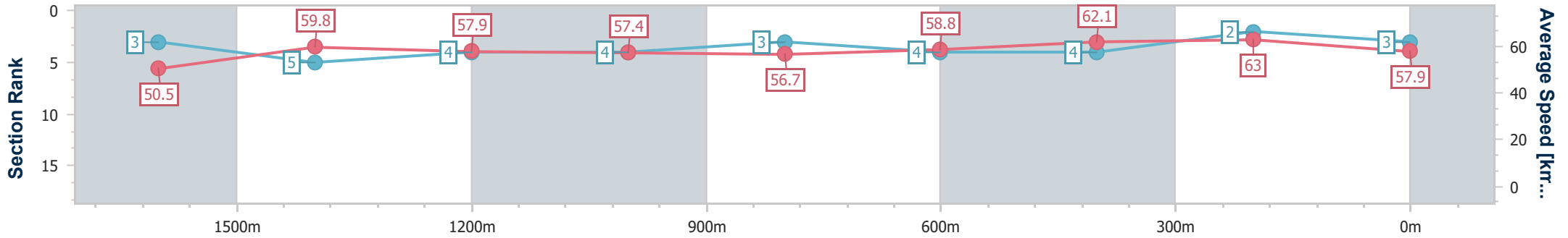
Horse/Jockey Name	Capiteel
Final Rank	3
Fastest Section Time (Section)	0:11.44 (400m)
Top Speed [km/h] (Section)	64.6 (400m)
Race State	Finished



Sunshine Coast QLD Professional
 Race 8: XXXX GOLD RATINGS BAND 0 - 58 Handicap - 1800m
 01 October 2023 - 17:05
 Track Rating: Good 4, Weather: Fine, Rail Position: +4m Entire



Section	Overall	1600m	1400m	1200m	1000m	800m	600m	400m	200m
Section Times	1:52.69 [3] (0:14.32)	1:38.37 [3] (0:12.17)	1:26.20 [5] (0:12.58)	1:13.62 [4] (0:12.64)	1:00.98 [4] (0:12.79)	0:48.19 [3] (0:12.49)	0:35.70 [4] (0:11.84)	0:23.86 [4] (0:11.44)	0:12.42 [2] (0:12.42)
Average Speed [km/h]	50.5	59.8	57.9	57.4	56.7	58.8	62.1	63.0	57.9
Top Speed [km/h]	61.1	61.7	58.9	57.9	57.7	60.5	63.9	64.6	61.0
Avg. Dist. to Rail [m]	2.7	3.5	4.7	4.7	3.4	3.2	3.7	6.6	7.4
Avg. Stride Freq. [Hz]	2.2	2.3	2.2	2.2	2.2	2.2	2.3	2.3	2.2
Avg. Stride Length [m]	6.3	7.3	7.2	7.2	7.1	7.4	7.6	7.6	7.3



- [] Ranking at each section and finish
- .-.- No data available at this section
- NA No data available



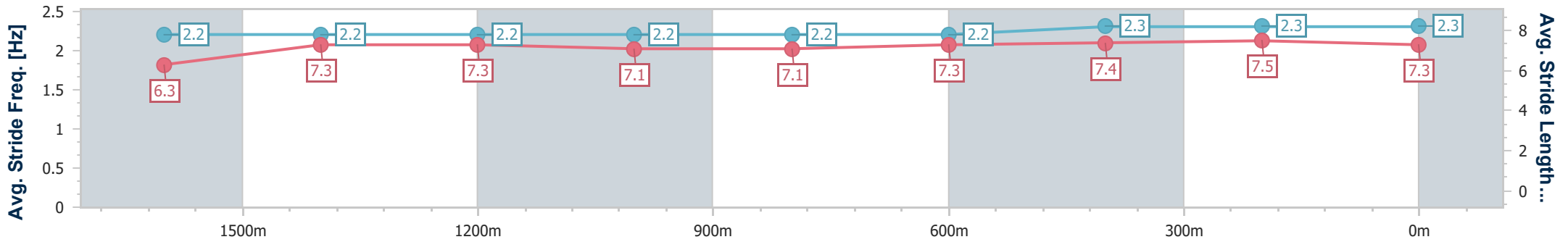
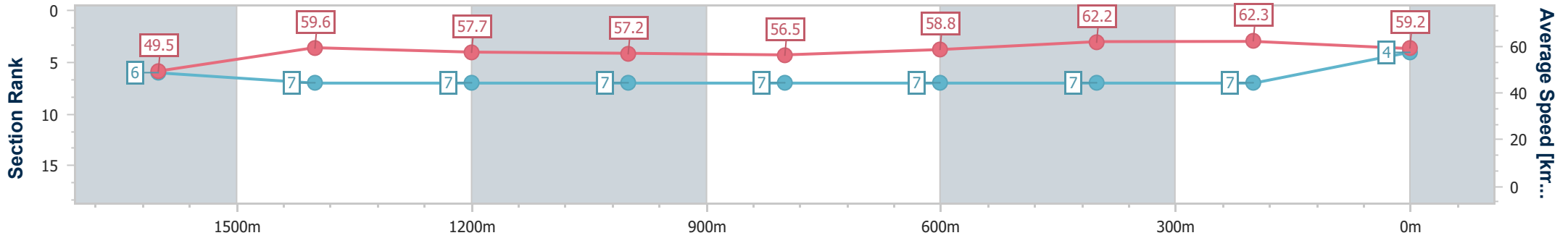
Horse/Jockey Name	Chief Command
Final Rank	4
Fastest Section Time (Section)	0:11.58 (400m)
Top Speed [km/h] (Section)	63.9 (400m)
Race State	Finished



Sunshine Coast QLD Professional
 Race 8: XXXX GOLD RATINGS BAND 0 - 58 Handicap - 1800m
 01 October 2023 - 17:05
 Track Rating: Good 4, Weather: Fine, Rail Position: +4m Entire



Section	Overall	1600m	1400m	1200m	1000m	800m	600m	400m	200m			
Section Times	1:52.72 [4] (0:14.60)	1:38.12 [6] (0:12.19)	1:25.93 [7] (0:12.57)	1:13.36 [7] (0:12.63)	1:00.73 [7] (0:12.85)	0:47.88 [7] (0:12.43)	0:35.45 [7] (0:11.69)	0:23.76 [7] (0:11.58)	0:12.18 [7] (0:12.18)			
Average Speed [km/h]	49.5	59.6	57.7	57.2	56.5	58.8	62.2	62.3	59.2			
Top Speed [km/h]	59.9	60.5	60.3	59.2	57.9	61.0	63.4	63.9	60.5			
Avg. Dist. to Rail [m]	3.6	2.3	3.3	3.3	3.2	2.4	2.1	4.1	5.0			
Avg. Stride Freq. [Hz]	2.2	2.2	2.2	2.2	2.2	2.2	2.3	2.3	2.3			
Avg. Stride Length [m]	6.3	7.3	7.3	7.1	7.1	7.3	7.4	7.5	7.3			



- [] Ranking at each section and finish
- .-.- No data available at this section
- NA No data available



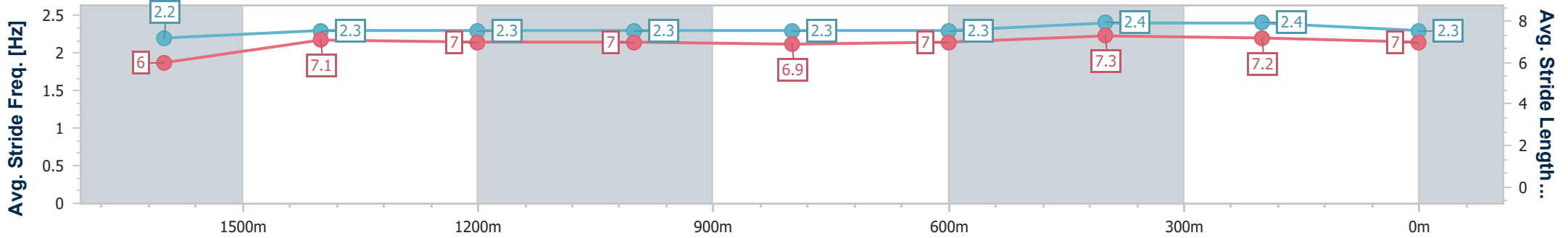
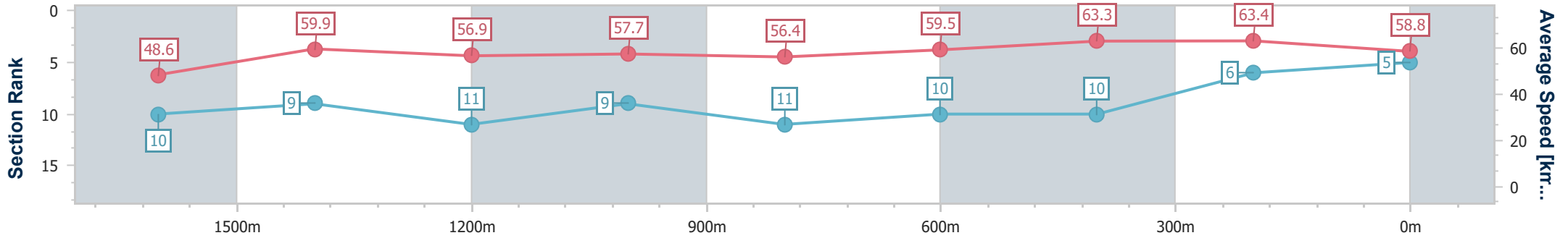
Horse/Jockey Name	The Love Of Mary
Final Rank	5
Fastest Section Time (Section)	0:11.37 (400m)
Top Speed [km/h] (Section)	64.7 (400m)
Race State	Finished



Sunshine Coast QLD Professional
 Race 8: XXXX GOLD RATINGS BAND 0 - 58 Handicap - 1800m
 01 October 2023 - 17:05
 Track Rating: Good 4, Weather: Fine, Rail Position: +4m Entire



Section	Overall	1600m	1400m	1200m	1000m	800m	600m	400m	200m			
Section Times	1:52.77 [5] (0:14.92)	1:37.85 [10] (0:12.09)	1:25.76 [9] (0:12.75)	1:13.01 [11] (0:12.53)	1:00.48 [9] (0:12.90)	0:47.58 [11] (0:12.29)	0:35.29 [10] (0:11.66)	0:23.63 [10] (0:11.37)	0:12.26 [6] (0:12.26)			
Average Speed [km/h]	48.6	59.9	56.9	57.7	56.4	59.5	63.3	63.4	58.8			
Top Speed [km/h]	59.3	61.3	58.2	59.4	57.4	62.9	64.6	64.7	61.5			
Avg. Dist. to Rail [m]	6.2	2.6	3.8	3.8	3.4	2.7	4.4	7.7	8.6			
Avg. Stride Freq. [Hz]	2.2	2.3	2.3	2.3	2.3	2.3	2.4	2.4	2.3			
Avg. Stride Length [m]	6.0	7.1	7.0	7.0	6.9	7.0	7.3	7.2	7.0			



- [] Ranking at each section and finish
- .-.- No data available at this section
- NA No data available



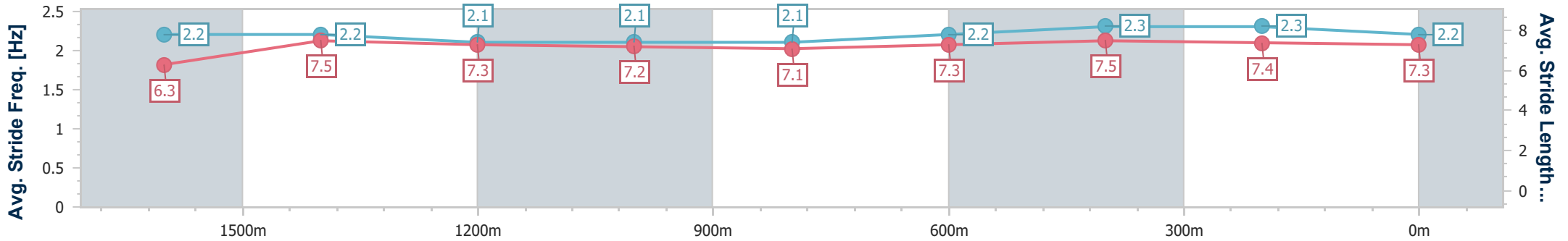
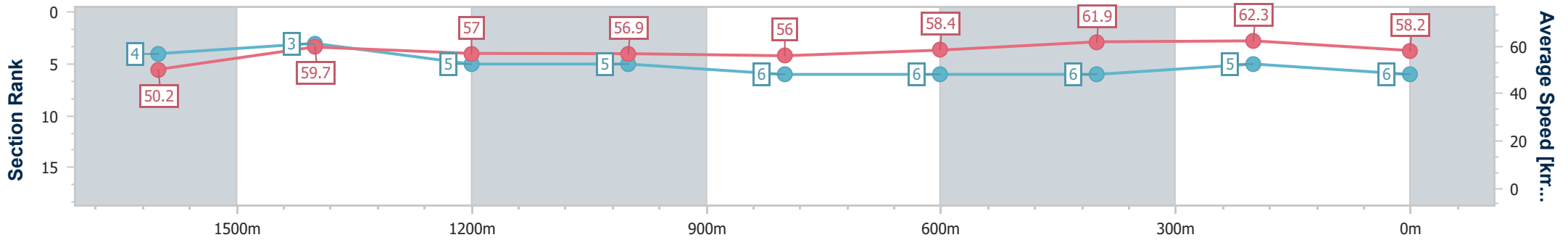
Horse/Jockey Name	Livingstones
Final Rank	6
Fastest Section Time (Section)	0:11.54 (400m)
Top Speed [km/h] (Section)	63.6 (400m)
Race State	Finished



Sunshine Coast QLD Professional
 Race 8: XXXX GOLD RATINGS BAND 0 - 58 Handicap - 1800m
 01 October 2023 - 17:05
 Track Rating: Good 4, Weather: Fine, Rail Position: +4m Entire



Section	Overall	1600m	1400m	1200m	1000m	800m	600m	400m	200m
Section Times	1:52.81 [6] (0:14.34)	1:38.47 [4] (0:12.12)	1:26.35 [3] (0:12.70)	1:13.65 [5] (0:12.67)	1:00.98 [5] (0:12.93)	0:48.05 [6] (0:12.45)	0:35.60 [6] (0:11.68)	0:23.92 [6] (0:11.54)	0:12.38 [5] (0:12.38)
Average Speed [km/h]	50.2	59.7	57.0	56.9	56.0	58.4	61.9	62.3	58.2
Top Speed [km/h]	60.8	60.8	58.2	57.5	56.6	61.2	63.0	63.6	61.4
Avg. Dist. to Rail [m]	1.2	0.9	2.1	2.5	2.3	1.5	0.7	2.4	2.6
Avg. Stride Freq. [Hz]	2.2	2.2	2.1	2.1	2.1	2.2	2.3	2.3	2.2
Avg. Stride Length [m]	6.3	7.5	7.3	7.2	7.1	7.3	7.5	7.4	7.3



- [] Ranking at each section and finish
- .-.- No data available at this section
- NA No data available



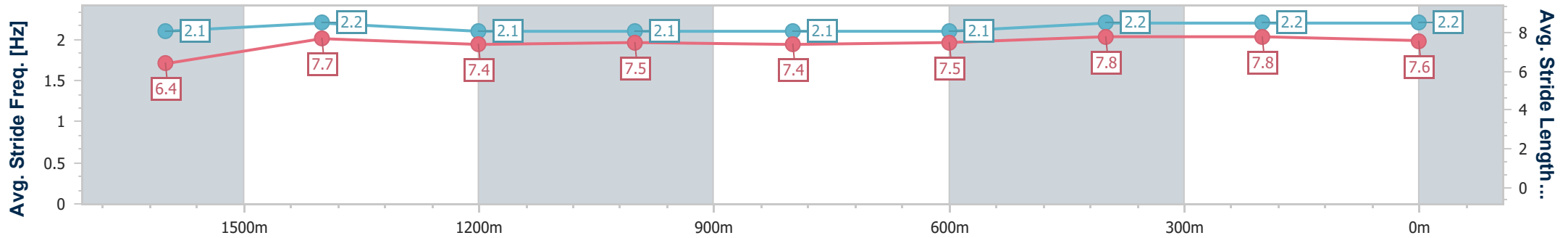
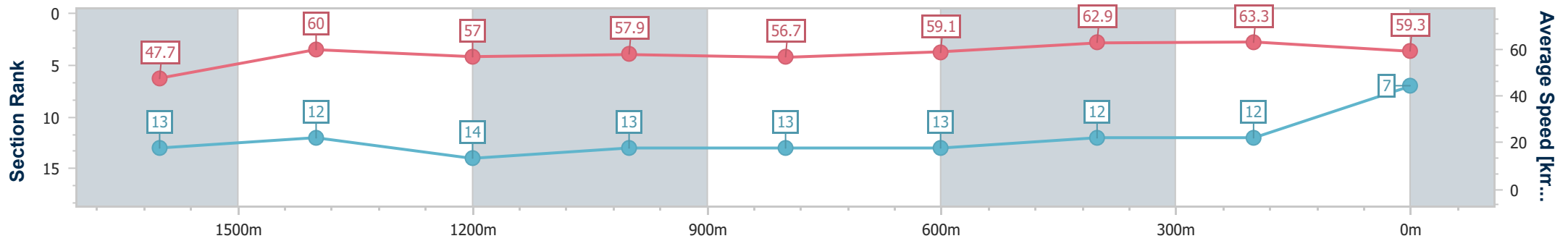
Horse/Jockey Name	Luvyouanytime
Final Rank	7
Fastest Section Time (Section)	0:11.39 (400m)
Top Speed [km/h] (Section)	64.4 (400m)
Race State	Finished



Sunshine Coast QLD Professional
 Race 8: XXXX GOLD RATINGS BAND 0 - 58 Handicap - 1800m
 01 October 2023 - 17:05
 Track Rating: Good 4, Weather: Fine, Rail Position: +4m Entire



Section	Overall	1600m	1400m	1200m	1000m	800m	600m	400m	200m			
Section Times	1:52.87 [7] (0:15.20)	1:37.67 [13] (0:12.09)	1:25.58 [12] (0:12.76)	1:12.82 [14] (0:12.46)	1:00.36 [13] (0:12.82)	0:47.54 [13] (0:12.37)	0:35.17 [13] (0:11.64)	0:23.53 [12] (0:11.39)	0:12.14 [12] (0:12.14)			
Average Speed [km/h]	47.7	60.0	57.0	57.9	56.7	59.1	62.9	63.3	59.3			
Top Speed [km/h]	59.1	61.7	58.3	59.1	57.6	61.2	64.2	64.4	60.8			
Avg. Dist. to Rail [m]	7.4	2.4	3.3	3.5	3.2	2.6	3.2	6.8	9.5			
Avg. Stride Freq. [Hz]	2.1	2.2	2.1	2.1	2.1	2.1	2.2	2.2	2.2			
Avg. Stride Length [m]	6.4	7.7	7.4	7.5	7.4	7.5	7.8	7.8	7.6			



- [] Ranking at each section and finish
- .-.- No data available at this section
- NA No data available



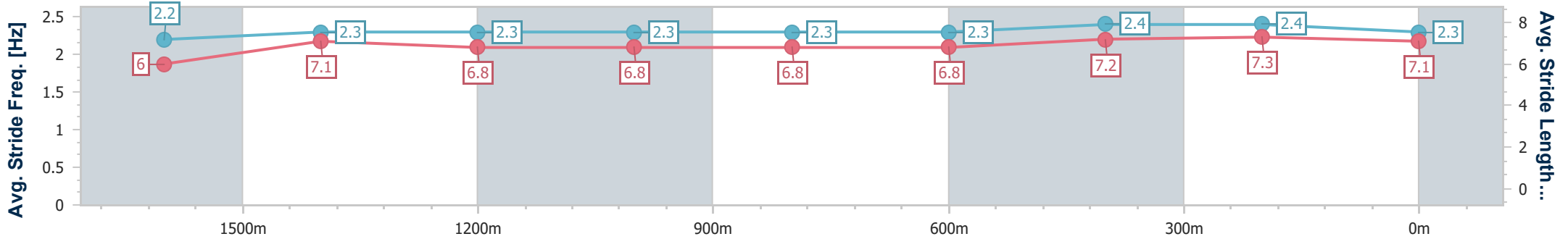
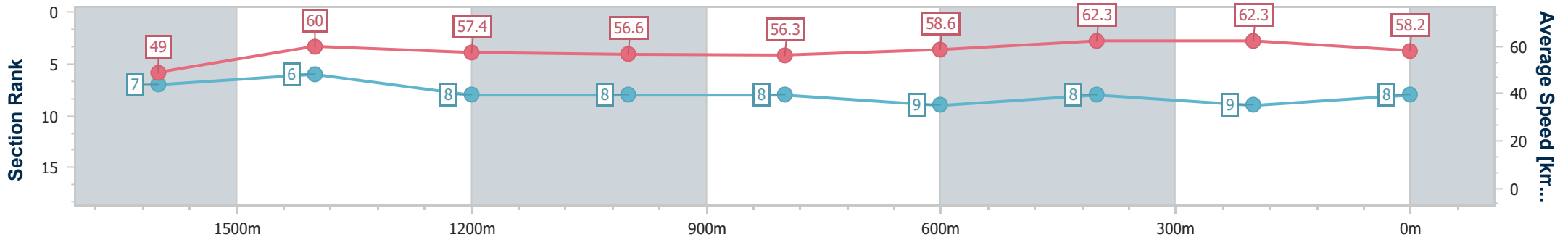
Horse/Jockey Name	Scilago
Final Rank	8
Fastest Section Time (Section)	0:11.55 (400m)
Top Speed [km/h] (Section)	63.2 (400m)
Race State	Finished



Sunshine Coast QLD Professional
 Race 8: XXXX GOLD RATINGS BAND 0 - 58 Handicap - 1800m
 01 October 2023 - 17:05
 Track Rating: Good 4, Weather: Fine, Rail Position: +4m Entire



Section	Overall	1600m	1400m	1200m	1000m	800m	600m	400m	200m
Section Times	1:52.98 [8] (0:14.74)	1:38.24 [7] (0:12.01)	1:26.23 [6] (0:12.62)	1:13.61 [8] (0:12.74)	1:00.87 [8] (0:12.86)	0:48.01 [8] (0:12.44)	0:35.57 [9] (0:11.64)	0:23.93 [8] (0:11.55)	0:12.38 [9] (0:12.38)
Average Speed [km/h]	49.0	60.0	57.4	56.6	56.3	58.6	62.3	62.3	58.2
Top Speed [km/h]	59.9	61.2	59.0	57.6	57.1	61.4	63.1	63.2	60.6
Avg. Dist. to Rail [m]	2.9	0.7	2.1	2.3	2.2	1.9	1.3	4.5	6.3
Avg. Stride Freq. [Hz]	2.2	2.3	2.3	2.3	2.3	2.3	2.4	2.4	2.3
Avg. Stride Length [m]	6.0	7.1	6.8	6.8	6.8	6.8	7.2	7.3	7.1



- [] Ranking at each section and finish
- .-.- No data available at this section
- NA No data available



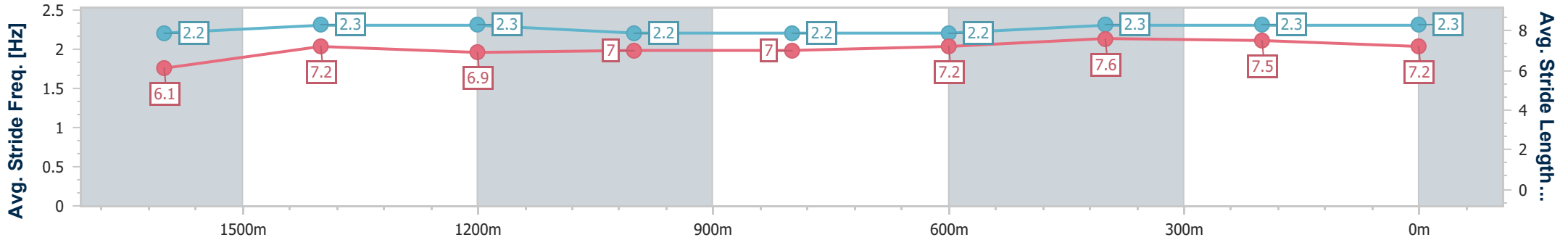
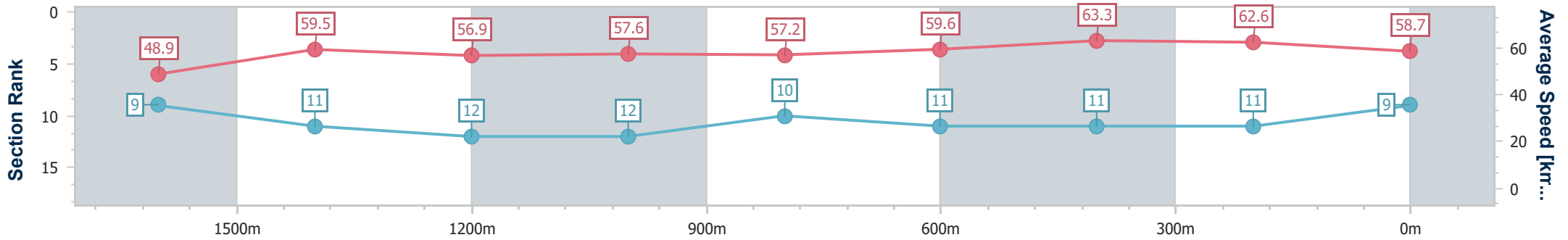
Horse/Jockey Name	Torque Leica Star
Final Rank	9
Fastest Section Time (Section)	0:11.50 (400m)
Top Speed [km/h] (Section)	64.3 (600m)
Race State	Finished



Sunshine Coast QLD Professional
 Race 8: XXXX GOLD RATINGS BAND 0 - 58 Handicap - 1800m
 01 October 2023 - 17:05
 Track Rating: Good 4, Weather: Fine, Rail Position: +4m Entire



Section	Overall	1600m	1400m	1200m	1000m	800m	600m	400m	200m			
Section Times	1:53.01 [9] (0:14.87)	1:38.14 [9] (0:12.24)	1:25.90 [11] (0:12.81)	1:13.09 [12] (0:12.54)	1:00.55 [12] (0:12.73)	0:47.82 [10] (0:12.33)	0:35.49 [11] (0:11.70)	0:23.79 [11] (0:11.50)	0:12.29 [11] (0:12.29)			
Average Speed [km/h]	48.9	59.5	56.9	57.6	57.2	59.6	63.3	62.6	58.7			
Top Speed [km/h]	58.4	61.9	58.5	58.8	58.3	62.3	64.3	64.2	60.7			
Avg. Dist. to Rail [m]	7.9	3.5	4.2	4.3	4.1	3.7	4.9	10.4	10.9			
Avg. Stride Freq. [Hz]	2.2	2.3	2.3	2.2	2.2	2.2	2.3	2.3	2.3			
Avg. Stride Length [m]	6.1	7.2	6.9	7.0	7.0	7.2	7.6	7.5	7.2			



- [] Ranking at each section and finish
- .-.- No data available at this section
- NA No data available



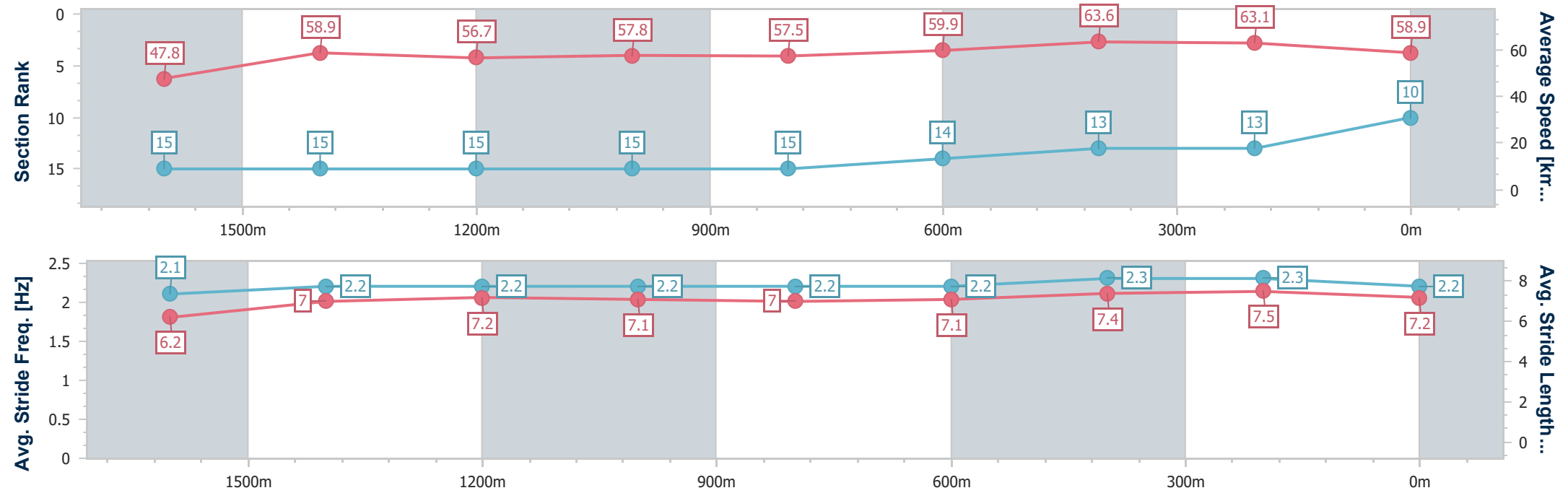
Horse/Jockey Name	Captain Underpantz
Final Rank	10
Fastest Section Time (Section)	0:11.41 (400m)
Top Speed [km/h] (Section)	64.3 (400m)
Race State	Finished



Sunshine Coast QLD Professional
 Race 8: XXXX GOLD RATINGS BAND 0 - 58 Handicap - 1800m
 01 October 2023 - 17:05
 Track Rating: Good 4, Weather: Fine, Rail Position: +4m Entire



Section	Overall	1600m	1400m	1200m	1000m	800m	600m	400m	200m			
Section Times	1:53.06 [10] (0:15.27)	1:37.79 [15] (0:12.34)	1:25.45 [15] (0:12.79)	1:12.66 [15] (0:12.48)	1:00.18 [15] (0:12.65)	0:47.53 [15] (0:12.30)	0:35.23 [14] (0:11.60)	0:23.63 [13] (0:11.41)	0:12.22 [13] (0:12.22)			
Average Speed [km/h]	47.8	58.9	56.7	57.8	57.5	59.9	63.6	63.1	58.9			
Top Speed [km/h]	59.2	61.3	59.0	60.1	58.9	62.6	64.2	64.3	60.2			
Avg. Dist. to Rail [m]	9.9	3.2	2.6	3.3	3.8	3.9	4.4	7.7	10.9			
Avg. Stride Freq. [Hz]	2.1	2.2	2.2	2.2	2.2	2.2	2.3	2.3	2.2			
Avg. Stride Length [m]	6.2	7.0	7.2	7.1	7.0	7.1	7.4	7.5	7.2			



- [] Ranking at each section and finish
- .-.- No data available at this section
- NA No data available



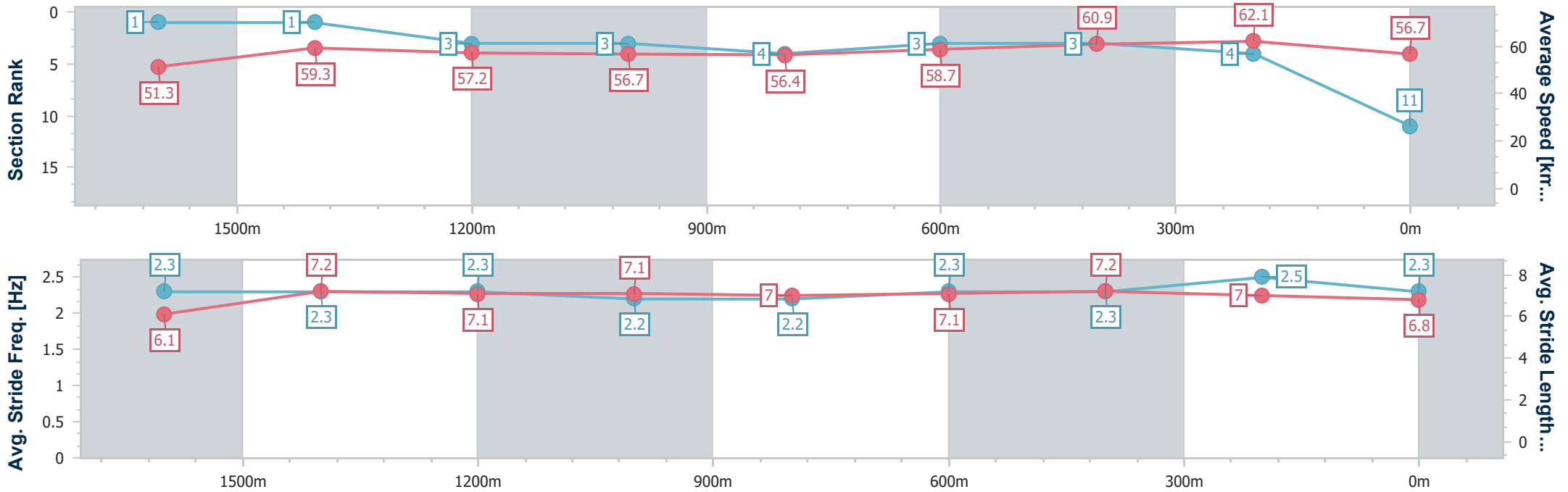
Horse/Jockey Name	Bold Smuggler
Final Rank	11
Fastest Section Time (Section)	0:11.61 (400m)
Top Speed [km/h] (Section)	63.5 (400m)
Race State	Finished



Sunshine Coast QLD Professional
 Race 8: XXXX GOLD RATINGS BAND 0 - 58 Handicap - 1800m
 01 October 2023 - 17:05
 Track Rating: Good 4, Weather: Fine, Rail Position: +4m Entire



Section	Overall	1600m	1400m	1200m	1000m	800m	600m	400m	200m				
Section Times	1:53.13 [11] (0:14.08)	1:39.05 [1] (0:12.16)	1:26.89 [1] (0:12.70)	1:14.19 [3] (0:12.72)	1:01.47 [3] (0:12.84)	0:48.63 [4] (0:12.39)	0:36.24 [3] (0:11.92)	0:24.32 [3] (0:11.61)	0:12.71 [4] (0:12.71)				
Average Speed [km/h]	51.3	59.3	57.2	56.7	56.4	58.7	60.9	62.1	56.7				
Top Speed [km/h]	62.6	61.1	58.9	57.4	58.1	60.7	62.5	63.5	60.6				
Avg. Dist. to Rail [m]	7.2	1.0	2.8	3.0	2.6	1.6	1.7	5.7	6.1				
Avg. Stride Freq. [Hz]	2.3	2.3	2.3	2.2	2.2	2.3	2.3	2.5	2.3				
Avg. Stride Length [m]	6.1	7.2	7.1	7.1	7.0	7.1	7.2	7.0	6.8				



- [] Ranking at each section and finish
- .-.- No data available at this section
- NA No data available



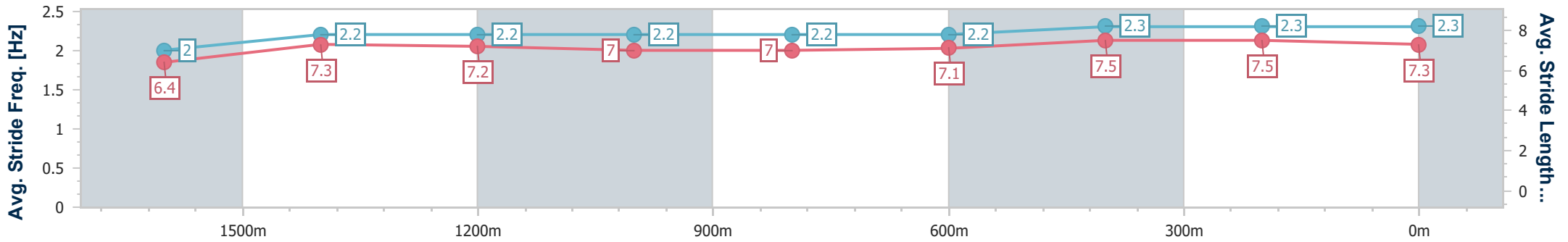
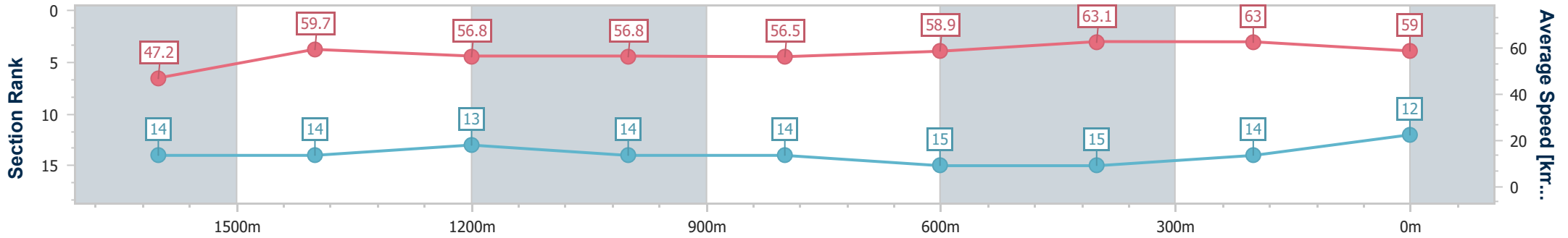
Horse/Jockey Name	Winston Blue
Final Rank	12
Fastest Section Time (Section)	0:11.46 (400m)
Top Speed [km/h] (Section)	64.9 (600m)
Race State	Finished



Sunshine Coast QLD Professional
 Race 8: XXXX GOLD RATINGS BAND 0 - 58 Handicap - 1800m
 01 October 2023 - 17:05
 Track Rating: Good 4, Weather: Fine, Rail Position: +4m Entire



Section	Overall	1600m	1400m	1200m	1000m	800m	600m	400m	200m			
Section Times	1:53.17 [12] (0:15.24)	1:37.93 [14] (0:12.07)	1:25.86 [14] (0:12.68)	1:13.18 [13] (0:12.70)	1:00.48 [14] (0:12.83)	0:47.65 [14] (0:12.36)	0:35.29 [15] (0:11.62)	0:23.67 [15] (0:11.46)	0:12.21 [14] (0:12.21)			
Average Speed [km/h]	47.2	59.7	56.8	56.8	56.5	58.9	63.1	63.0	59.0			
Top Speed [km/h]	58.4	62.4	58.4	58.3	58.3	62.4	64.9	64.9	60.8			
Avg. Dist. to Rail [m]	2.9	0.3	0.7	2.2	2.4	2.3	3.0	6.9	5.2			
Avg. Stride Freq. [Hz]	2.0	2.2	2.2	2.2	2.2	2.2	2.3	2.3	2.3			
Avg. Stride Length [m]	6.4	7.3	7.2	7.0	7.0	7.1	7.5	7.5	7.3			



- [] Ranking at each section and finish
- .-.- No data available at this section
- NA No data available



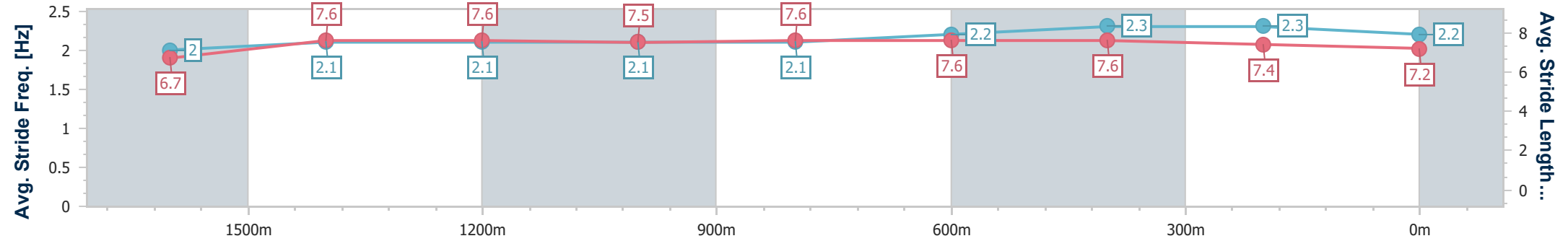
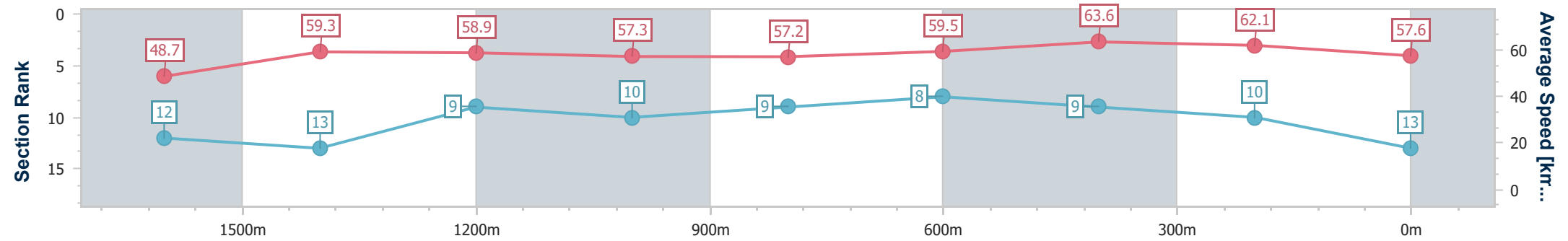
Horse/Jockey Name	Says Who
Final Rank	13
Fastest Section Time (Section)	0:11.58 (400m)
Top Speed [km/h] (Section)	64.5 (600m)
Race State	Finished



Sunshine Coast QLD Professional
 Race 8: XXXX GOLD RATINGS BAND 0 - 58 Handicap - 1800m
 01 October 2023 - 17:05
 Track Rating: Good 4, Weather: Fine, Rail Position: +4m Entire



Section	Overall	1600m	1400m	1200m	1000m	800m	600m	400m	200m			
Section Times	1:53.17 [13] (0:14.99)	1:38.18 [12] (0:12.31)	1:25.87 [13] (0:12.41)	1:13.46 [9] (0:12.62)	1:00.84 [10] (0:12.72)	0:48.12 [9] (0:12.35)	0:35.77 [8] (0:11.67)	0:24.10 [9] (0:11.58)	0:12.52 [10] (0:12.52)			
Average Speed [km/h]	48.7	59.3	58.9	57.3	57.2	59.5	63.6	62.1	57.6			
Top Speed [km/h]	57.6	60.5	59.7	58.9	58.0	62.8	64.5	63.5	61.2			
Avg. Dist. to Rail [m]	8.5	4.5	5.3	4.3	3.9	3.4	5.5	9.1	9.2			
Avg. Stride Freq. [Hz]	2.0	2.1	2.1	2.1	2.1	2.2	2.3	2.3	2.2			
Avg. Stride Length [m]	6.7	7.6	7.6	7.5	7.6	7.6	7.6	7.4	7.2			



- [] Ranking at each section and finish
- .-.- No data available at this section
- NA No data available



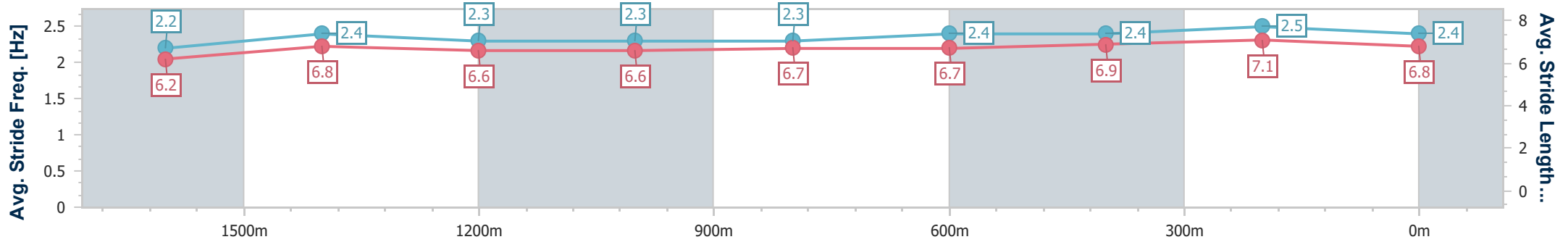
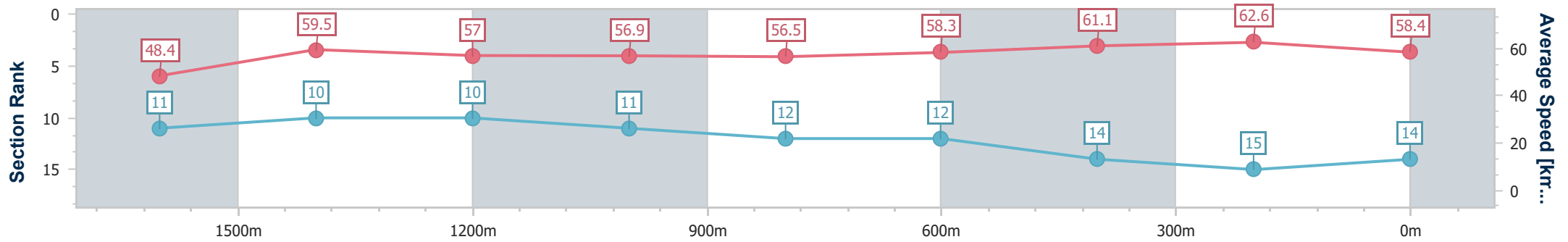
Horse/Jockey Name	Craiglea Karly
Final Rank	14
Fastest Section Time (Section)	0:11.53 (400m)
Top Speed [km/h] (Section)	63.3 (600m)
Race State	Finished



Sunshine Coast QLD Professional
 Race 8: XXXX GOLD RATINGS BAND 0 - 58 Handicap - 1800m
 01 October 2023 - 17:05
 Track Rating: Good 4, Weather: Fine, Rail Position: +4m Entire



Section	Overall	1600m	1400m	1200m	1000m	800m	600m	400m	200m			
Section Times	1:53.31 [14] (0:14.93)	1:38.38 [11] (0:12.12)	1:26.26 [10] (0:12.71)	1:13.55 [10] (0:12.67)	1:00.88 [11] (0:12.82)	0:48.06 [12] (0:12.43)	0:35.63 [12] (0:11.79)	0:23.84 [14] (0:11.53)	0:12.31 [15] (0:12.31)			
Average Speed [km/h]	48.4	59.5	57.0	56.9	56.5	58.3	61.1	62.6	58.4			
Top Speed [km/h]	59.1	62.9	58.6	57.9	57.7	60.9	63.3	63.0	60.9			
Avg. Dist. to Rail [m]	3.8	1.4	2.2	2.3	2.2	1.3	0.7	0.6	0.5			
Avg. Stride Freq. [Hz]	2.2	2.4	2.3	2.3	2.3	2.4	2.4	2.5	2.4			
Avg. Stride Length [m]	6.2	6.8	6.6	6.6	6.7	6.7	6.9	7.1	6.8			



- [] Ranking at each section and finish
- .-.- No data available at this section
- NA No data available



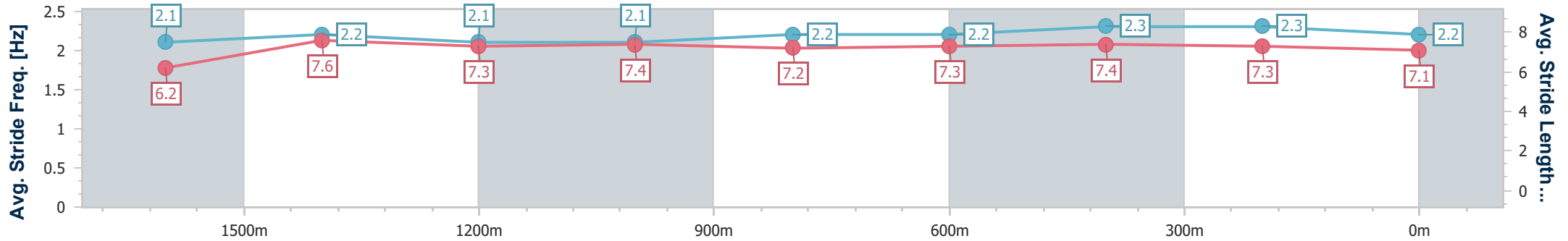
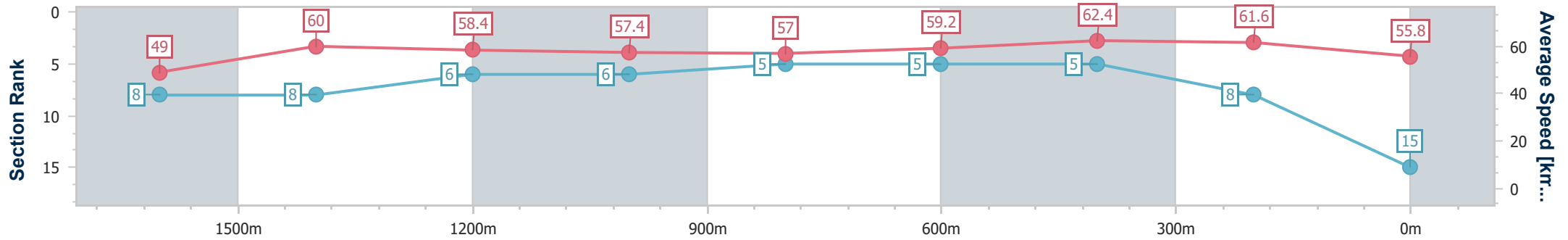
Horse/Jockey Name	Ultimate Power
Final Rank	15
Fastest Section Time (Section)	0:11.72 (400m)
Top Speed [km/h] (Section)	63.4 (600m)
Race State	Finished



Sunshine Coast QLD Professional
 Race 8: XXXX GOLD RATINGS BAND 0 - 58 Handicap - 1800m
 01 October 2023 - 17:05
 Track Rating: Good 4, Weather: Fine, Rail Position: +4m Entire



Section	Overall	1600m	1400m	1200m	1000m	800m	600m	400m	200m			
Section Times	1:53.47 [15] (0:14.76)	1:38.71 [8] (0:12.06)	1:26.65 [8] (0:12.45)	1:14.20 [6] (0:12.61)	1:01.59 [6] (0:12.77)	0:48.82 [5] (0:12.42)	0:36.40 [5] (0:11.80)	0:24.60 [5] (0:11.72)	0:12.88 [8] (0:12.88)			
Average Speed [km/h]	49.0	60.0	58.4	57.4	57.0	59.2	62.4	61.6	55.8			
Top Speed [km/h]	60.1	62.0	59.4	59.5	57.8	61.4	63.4	63.0	59.7			
Avg. Dist. to Rail [m]	4.6	1.7	3.9	4.4	4.1	3.8	3.9	6.7	8.5			
Avg. Stride Freq. [Hz]	2.1	2.2	2.1	2.1	2.2	2.2	2.3	2.3	2.2			
Avg. Stride Length [m]	6.2	7.6	7.3	7.4	7.2	7.3	7.4	7.3	7.1			



- [] Ranking at each section and finish
- .-.- No data available at this section
- NA No data available