



Sunshine Coast QLD Professional

Race 7: TAB RATINGS BAND 0 - 55 Handicap - 1000m

01 October 2023 - 16:22



Track Rating: Good 4, Weather: Fine, Rail Position: +4m Entire

Section											Last 600m	
Field Times		Overall	800m	600m	400m	200m						
		0:58.36 (0:13.11)	0:45.25 (0:10.72)	0:34.53 (0:11.22)	0:23.31 (0:11.23)	0:12.08 (0:12.08)						0:34.53
Rank	TAB	Horse/Jockey	Barrier	Top Speed [km/h]	Fastest Section	Overall	800m	600m	400m	200m	Margin	Distance Travelled [m]
1	1	VAIN FOX Bailey Wheeler	1	69.2 800m	0:10.72 800m	0:58.36 [1] (0:13.11)	0:45.25 [1] (0:10.72)	0:34.53 [1] (0:11.22)	0:23.31 [1] (0:11.23)	0:12.08 [1] (0:12.08)	0:58.36	
2	7	HOT OR NOT Emily Lang	9	69.3 Overall	0:10.83 800m	0:58.37 [2] (0:13.18)	0:45.19 [3] (0:10.83)	0:34.36 [3] (0:11.19)	0:23.17 [3] (0:11.21)	0:11.96 [2] (0:11.96)	0.1L	0:34.36 +1
3	8	D'ESPRIT Matthew Powell	16	68.6 800m	0:10.93 800m	0:58.42 [3] (0:13.26)	0:45.16 [4] (0:10.93)	0:34.23 [6] (0:11.37)	0:22.86 [6] (0:11.11)	0:11.75 [5] (0:11.75)	0.3L	0:34.23 +5
4	3	IT'S HELLS BELLS Blake Spriggs	2	69.2 Overall	0:10.70 800m	0:58.51 [4] (0:13.43)	0:45.08 [7] (0:10.70)	0:34.38 [4] (0:11.24)	0:23.14 [4] (0:11.11)	0:12.03 [3] (0:12.03)	0.7L	0:34.38 +0
5	14	LADY CUMBERLAND Micheal Hellyer	5	69.5 Overall	0:10.85 800m	0:58.86 [5] (0:13.12)	0:45.74 [2] (0:10.85)	0:34.89 [2] (0:11.22)	0:23.67 [2] (0:11.47)	0:12.20 [4] (0:12.20)	2.7L	0:34.89 -1
6	4	NINE CIGARS Casey Waddell	8	67.6 800m	0:10.92 800m	0:59.04 [6] (0:13.55)	0:45.49 [8] (0:10.92)	0:34.57 [8] (0:11.29)	0:23.28 [9] (0:11.24)	0:12.04 [8] (0:12.04)	3.7L	0:34.57 +5
7	15	BLUE SMARTIE Georgina Cartwright	7	69.1 800m	0:10.71 800m	0:59.14 [7] (0:13.79)	0:45.35 [10] (0:10.71)	0:34.64 [10] (0:11.14)	0:23.50 [7] (0:11.29)	0:12.21 [7] (0:12.21)	4.2L	0:34.64 -1
8	11	RHAPALONG Dale Smith	3	70.5 Overall	0:10.87 800m	0:59.22 [8] (0:13.31)	0:45.91 [5] (0:10.87)	0:35.04 [5] (0:11.25)	0:23.79 [5] (0:11.36)	0:12.43 [6] (0:12.43)	4.5L	0:35.04 +1
9	16	EVANESCENT Tiffani Brooker	6	69.5 800m	0:10.81 800m	0:59.29 [9] (0:13.68)	0:45.61 [9] (0:10.81)	0:34.80 [9] (0:11.47)	0:23.33 [10] (0:11.22)	0:12.11 [10] (0:12.11)	4.8L	0:34.80 +3
10	2	EARLSTON Samantha Collett	4	67.6 800m	0:10.97 800m	0:59.39 [10] (0:13.39)	0:46.00 [6] (0:10.97)	0:35.03 [7] (0:11.34)	0:23.69 [8] (0:11.36)	0:12.33 [9] (0:12.33)	5.3L	0:35.03 +2

Scratched: Taking Flight (#5), Babu King (#6), Swanic Boom (#9), Devils Where (#10), Annakuri (#12), Arquera (#13)

[] Ranking at each section and finish
 -:-:- No data available at this section
 NA No data available

SCN Saddle cloth number
 DNF Did not finish
 DNT Did not track



Horse/Jockey Name	Vain Fox
Final Rank	1
Fastest Section Time (Section)	0:10.72 (800m)
Top Speed [km/h] (Section)	69.2 (800m)
Race State	Finished



Sunshine Coast QLD Professional

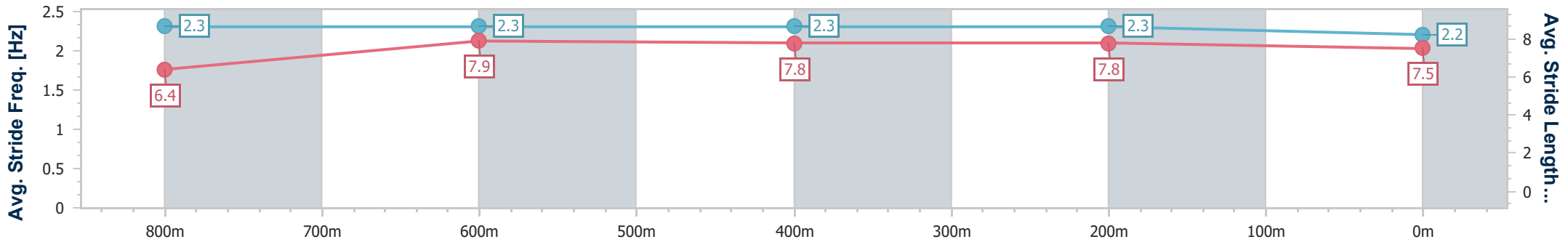
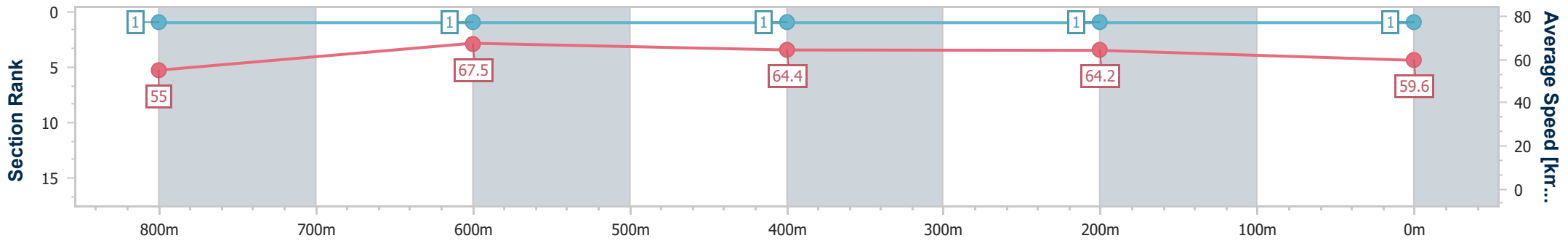
Race 7: TAB RATINGS BAND 0 - 55 Handicap - 1000m



01 October 2023 - 16:22

Track Rating: Good 4, Weather: Fine, Rail Position: +4m Entire

Section	Overall	800m	600m	400m	200m
Section Times	0:58.36 [1] (0:13.11)	0:45.25 [1] (0:10.72)	0:34.53 [1] (0:11.22)	0:23.31 [1] (0:11.23)	0:12.08 [1] (0:12.08)
Average Speed [km/h]	55.0	67.5	64.4	64.2	59.6
Top Speed [km/h]	69.1	69.2	65.5	64.7	62.6
Avg. Dist. to Rail [m]	2.5	1.6	0.9	2.4	2.9
Avg. Stride Freq. [Hz]	2.3	2.3	2.3	2.3	2.2
Avg. Stride Length [m]	6.4	7.9	7.8	7.8	7.5



- [] Ranking at each section and finish
- .-.- No data available at this section
- NA No data available



Horse/Jockey Name	Hot Or Not
Final Rank	2
Fastest Section Time (Section)	0:10.83 (800m)
Top Speed [km/h] (Section)	69.3 (Overall)
Race State	Finished



Sunshine Coast QLD Professional

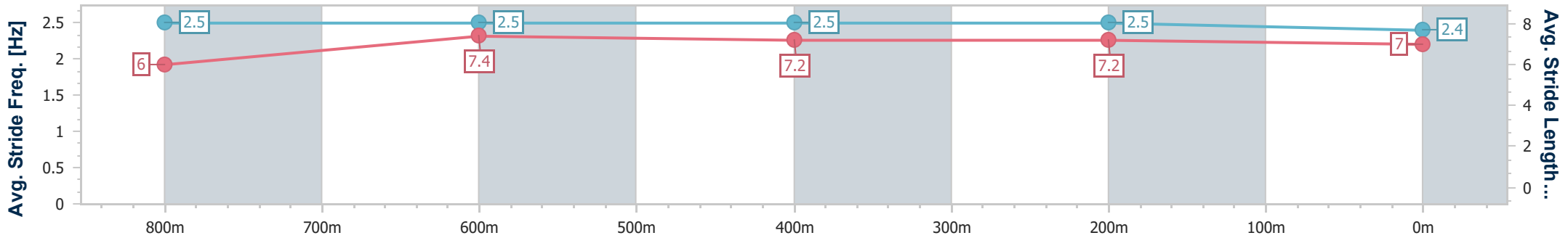
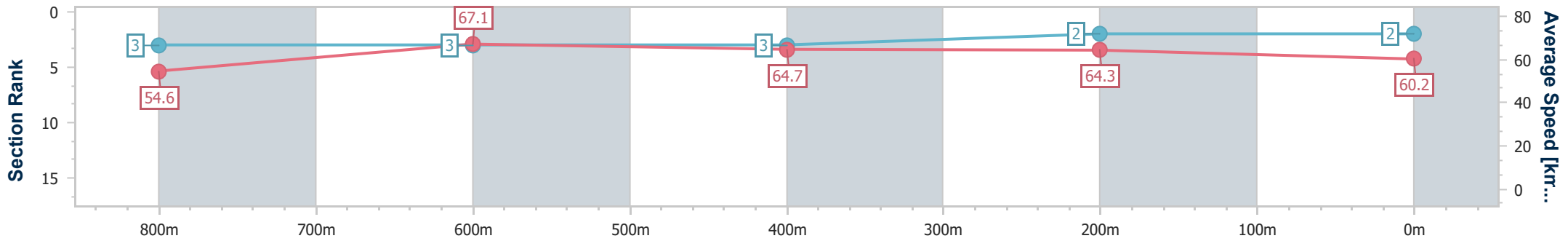
Race 7: TAB RATINGS BAND 0 - 55 Handicap - 1000m

01 October 2023 - 16:22



Track Rating: Good 4, Weather: Fine, Rail Position: +4m Entire

Section	Overall	800m	600m	400m	200m
Section Times	0:58.37 [2] (0:13.18)	0:45.19 [3] (0:10.83)	0:34.36 [3] (0:11.19)	0:23.17 [3] (0:11.21)	0:11.96 [2] (0:11.96)
Average Speed [km/h]	54.6	67.1	64.7	64.3	60.2
Top Speed [km/h]	69.3	69.0	66.0	64.9	63.0
Avg. Dist. to Rail [m]	8.9	2.7	1.0	3.3	4.7
Avg. Stride Freq. [Hz]	2.5	2.5	2.5	2.5	2.4
Avg. Stride Length [m]	6.0	7.4	7.2	7.2	7.0



- [] Ranking at each section and finish
- .-.- No data available at this section
- NA No data available



Horse/Jockey Name	D'esprit
Final Rank	3
Fastest Section Time (Section)	0:10.93 (800m)
Top Speed [km/h] (Section)	68.6 (800m)
Race State	Finished



Sunshine Coast QLD Professional

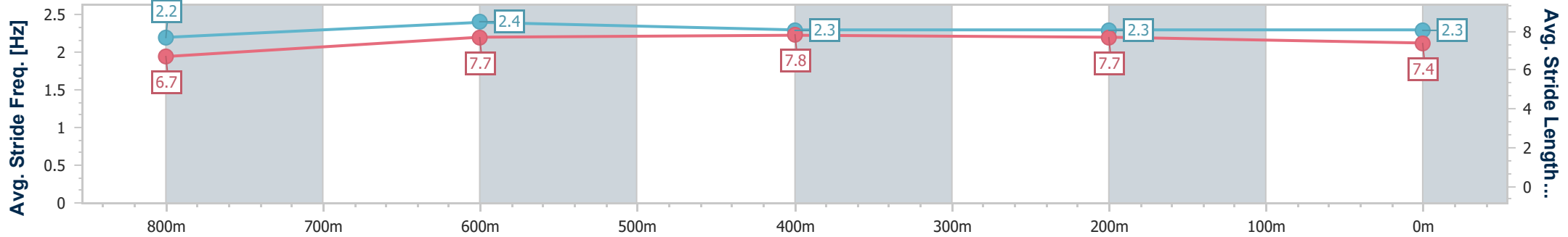
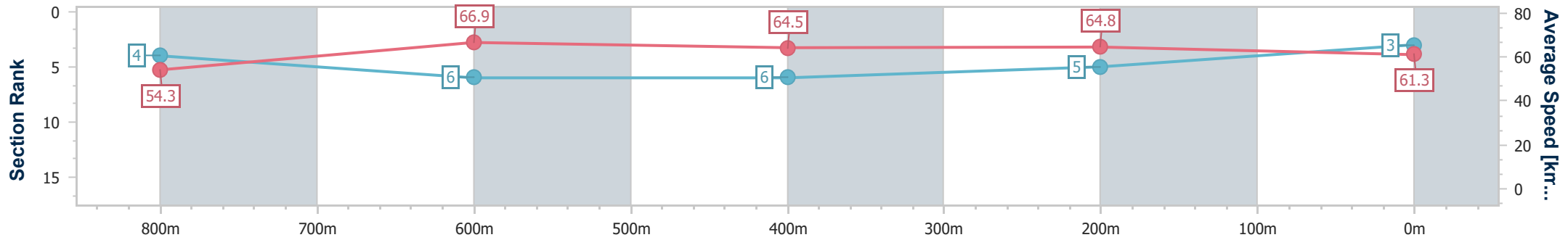
Race 7: TAB RATINGS BAND 0 - 55 Handicap - 1000m



01 October 2023 - 16:22

Track Rating: Good 4, Weather: Fine, Rail Position: +4m Entire

Section	Overall	800m	600m	400m	200m
Section Times	0:58.42 [3] (0:13.26)	0:45.16 [4] (0:10.93)	0:34.23 [6] (0:11.37)	0:22.86 [6] (0:11.11)	0:11.75 [5] (0:11.75)
Average Speed [km/h]	54.3	66.9	64.5	64.8	61.3
Top Speed [km/h]	68.5	68.6	65.7	66.1	63.3
Avg. Dist. to Rail [m]	10.8	4.3	3.1	6.3	8.5
Avg. Stride Freq. [Hz]	2.2	2.4	2.3	2.3	2.3
Avg. Stride Length [m]	6.7	7.7	7.8	7.7	7.4



- [] Ranking at each section and finish
- .-.- No data available at this section
- NA No data available



Horse/Jockey Name	It's Hells Bells
Final Rank	4
Fastest Section Time (Section)	0:10.70 (800m)
Top Speed [km/h] (Section)	69.2 (Overall)
Race State	Finished



Sunshine Coast QLD Professional

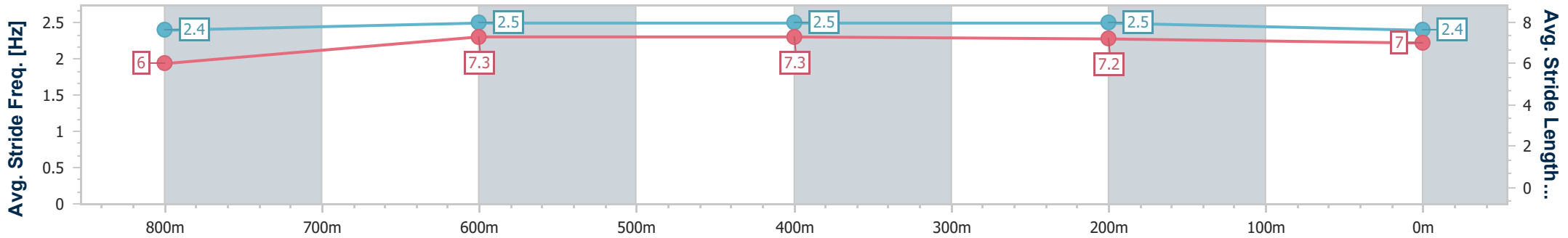
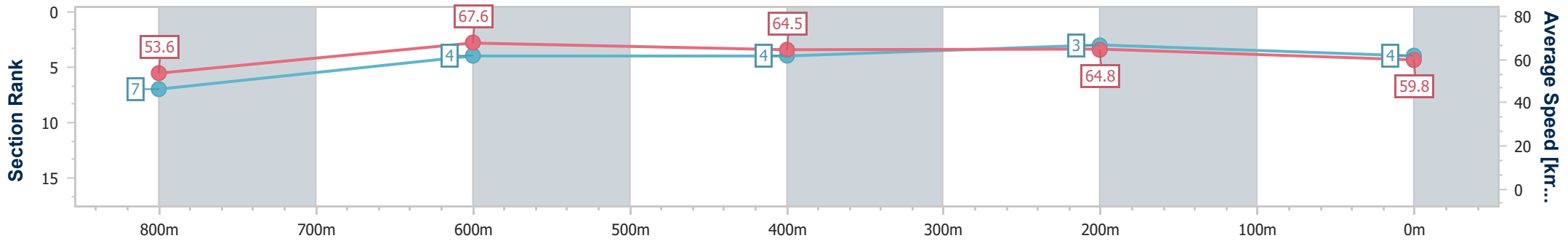
Race 7: TAB RATINGS BAND 0 - 55 Handicap - 1000m



01 October 2023 - 16:22

Track Rating: Good 4, Weather: Fine, Rail Position: +4m Entire

Section	Overall	800m	600m	400m	200m
Section Times	0:58.51 [4] (0:13.43)	0:45.08 [7] (0:10.70)	0:34.38 [4] (0:11.24)	0:23.14 [4] (0:11.11)	0:12.03 [3] (0:12.03)
Average Speed [km/h]	53.6	67.6	64.5	64.8	59.8
Top Speed [km/h]	69.2	69.2	66.4	65.9	63.0
Avg. Dist. to Rail [m]	3.1	1.4	1.2	1.9	1.1
Avg. Stride Freq. [Hz]	2.4	2.5	2.5	2.5	2.4
Avg. Stride Length [m]	6.0	7.3	7.3	7.2	7.0



- [] Ranking at each section and finish
- .-.- No data available at this section
- NA No data available



Horse/Jockey Name	Lady Cumberland
Final Rank	5
Fastest Section Time (Section)	0:10.85 (800m)
Top Speed [km/h] (Section)	69.5 (Overall)
Race State	Finished



Sunshine Coast QLD Professional

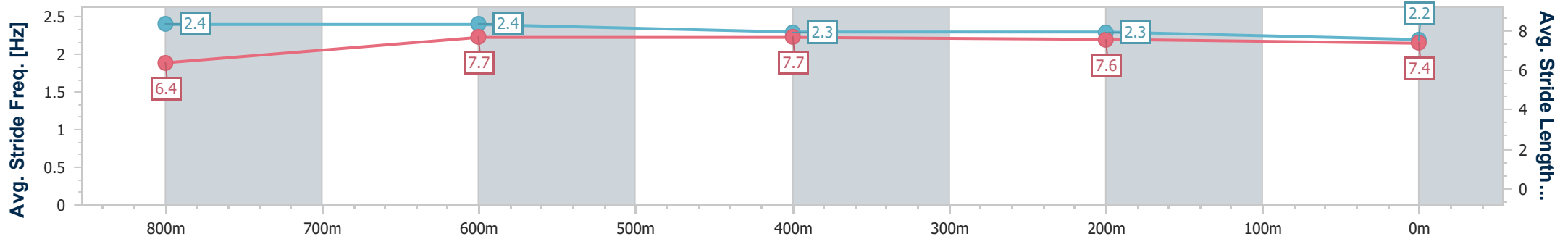
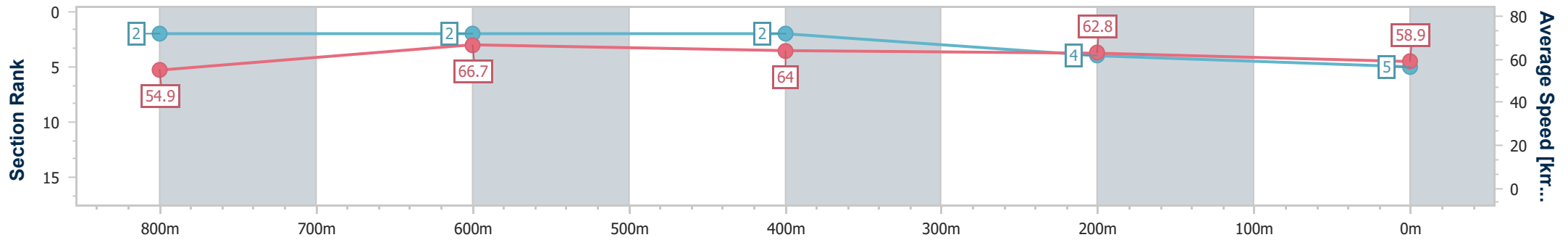
Race 7: TAB RATINGS BAND 0 - 55 Handicap - 1000m



01 October 2023 - 16:22

Track Rating: Good 4, Weather: Fine, Rail Position: +4m Entire

Section	Overall	800m	600m	400m	200m
Section Times	0:58.86 [5] (0:13.12)	0:45.74 [2] (0:10.85)	0:34.89 [2] (0:11.22)	0:23.67 [2] (0:11.47)	0:12.20 [4] (0:12.20)
Average Speed [km/h]	54.9	66.7	64.0	62.8	58.9
Top Speed [km/h]	69.5	69.5	65.3	64.0	61.0
Avg. Dist. to Rail [m]	6.6	2.0	0.6	1.5	2.6
Avg. Stride Freq. [Hz]	2.4	2.4	2.3	2.3	2.2
Avg. Stride Length [m]	6.4	7.7	7.7	7.6	7.4



- [] Ranking at each section and finish
- .-.- No data available at this section
- NA No data available



Horse/Jockey Name	Nine Cigars
Final Rank	6
Fastest Section Time (Section)	0:10.92 (800m)
Top Speed [km/h] (Section)	67.6 (800m)
Race State	Finished



Sunshine Coast QLD Professional

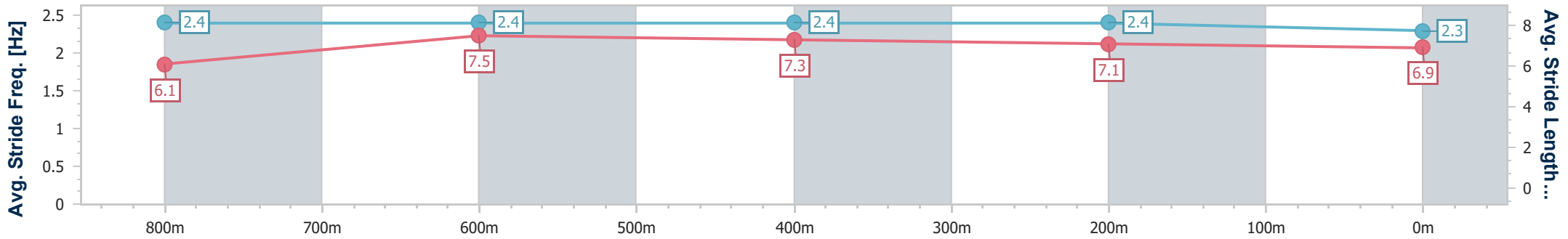
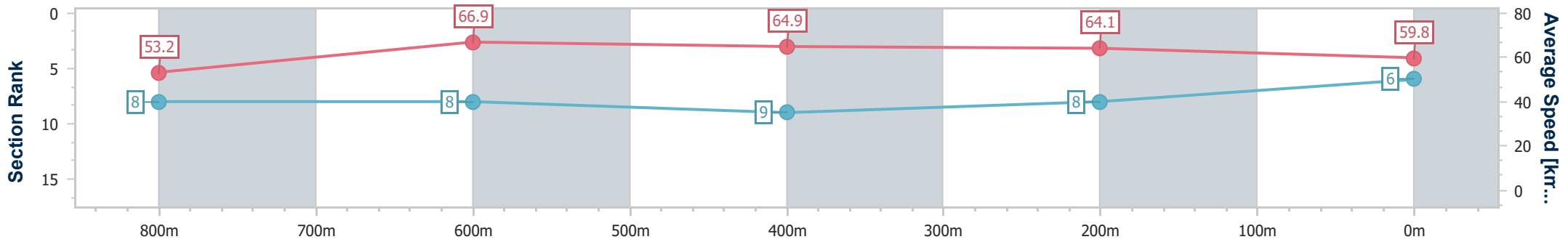
Race 7: TAB RATINGS BAND 0 - 55 Handicap - 1000m



01 October 2023 - 16:22

Track Rating: Good 4, Weather: Fine, Rail Position: +4m Entire

Section	Overall	800m	600m	400m	200m
Section Times	0:59.04 [6] (0:13.55)	0:45.49 [8] (0:10.92)	0:34.57 [8] (0:11.29)	0:23.28 [9] (0:11.24)	0:12.04 [8] (0:12.04)
Average Speed [km/h]	53.2	66.9	64.9	64.1	59.8
Top Speed [km/h]	67.3	67.6	67.5	65.1	62.3
Avg. Dist. to Rail [m]	8.3	4.1	2.8	4.5	4.9
Avg. Stride Freq. [Hz]	2.4	2.4	2.4	2.4	2.3
Avg. Stride Length [m]	6.1	7.5	7.3	7.1	6.9



- [] Ranking at each section and finish
- .-.- No data available at this section
- NA No data available



Horse/Jockey Name	Blue Smartie
Final Rank	7
Fastest Section Time (Section)	0:10.71 (800m)
Top Speed [km/h] (Section)	69.1 (800m)
Race State	Finished



Sunshine Coast QLD Professional

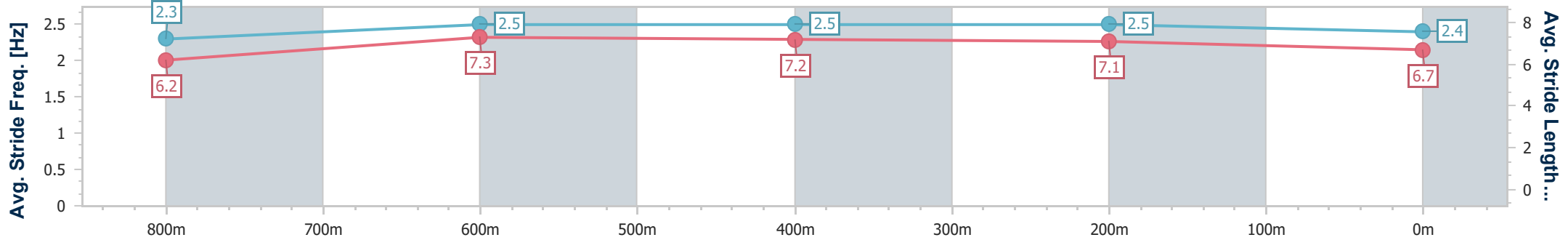
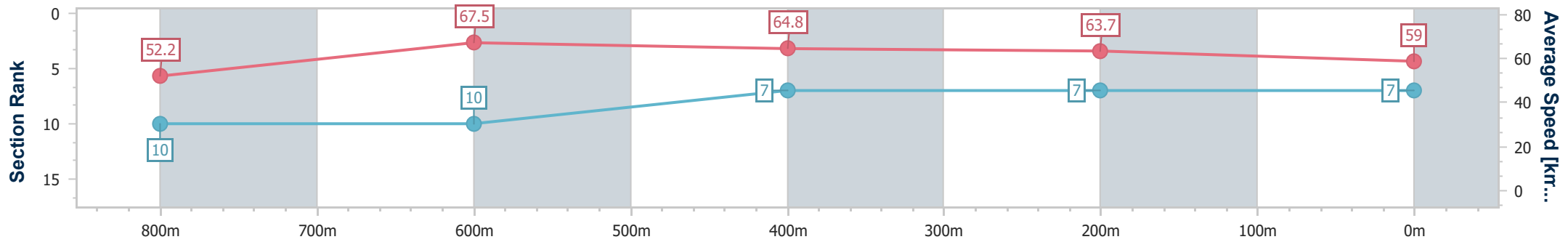
Race 7: TAB RATINGS BAND 0 - 55 Handicap - 1000m



01 October 2023 - 16:22

Track Rating: Good 4, Weather: Fine, Rail Position: +4m Entire

Section	Overall	800m	600m	400m	200m
Section Times	0:59.14 [7] (0:13.79)	0:45.35 [10] (0:10.71)	0:34.64 [10] (0:11.14)	0:23.50 [7] (0:11.29)	0:12.21 [7] (0:12.21)
Average Speed [km/h]	52.2	67.5	64.8	63.7	59.0
Top Speed [km/h]	68.9	69.1	65.9	64.9	61.8
Avg. Dist. to Rail [m]	5.7	1.3	0.4	2.1	1.7
Avg. Stride Freq. [Hz]	2.3	2.5	2.5	2.5	2.4
Avg. Stride Length [m]	6.2	7.3	7.2	7.1	6.7



- [] Ranking at each section and finish
- .-.- No data available at this section
- NA No data available



Horse/Jockey Name	Rhapalong
Final Rank	8
Fastest Section Time (Section)	0:10.87 (800m)
Top Speed [km/h] (Section)	70.5 (Overall)
Race State	Finished



Sunshine Coast QLD Professional

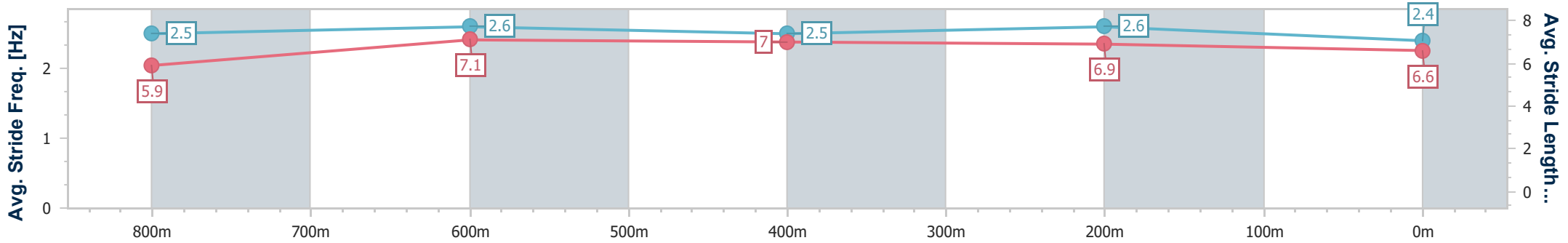
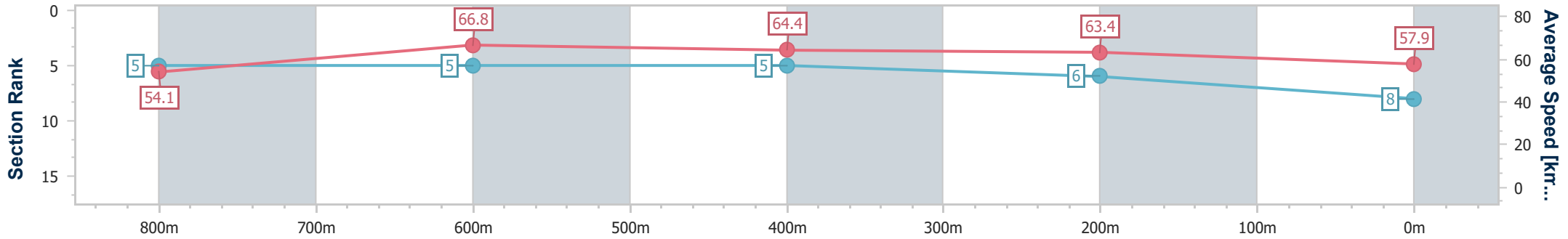
Race 7: TAB RATINGS BAND 0 - 55 Handicap - 1000m



01 October 2023 - 16:22

Track Rating: Good 4, Weather: Fine, Rail Position: +4m Entire

Section	Overall	800m	600m	400m	200m
Section Times	0:59.22 [8] (0:13.31)	0:45.91 [5] (0:10.87)	0:35.04 [5] (0:11.25)	0:23.79 [5] (0:11.36)	0:12.43 [6] (0:12.43)
Average Speed [km/h]	54.1	66.8	64.4	63.4	57.9
Top Speed [km/h]	70.5	68.1	66.0	65.1	61.3
Avg. Dist. to Rail [m]	4.0	2.3	1.0	4.6	5.9
Avg. Stride Freq. [Hz]	2.5	2.6	2.5	2.6	2.4
Avg. Stride Length [m]	5.9	7.1	7.0	6.9	6.6



- [] Ranking at each section and finish
- .-.- No data available at this section
- NA No data available



Horse/Jockey Name	Evanescent
Final Rank	9
Fastest Section Time (Section)	0:10.81 (800m)
Top Speed [km/h] (Section)	69.5 (800m)
Race State	Finished



Sunshine Coast QLD Professional

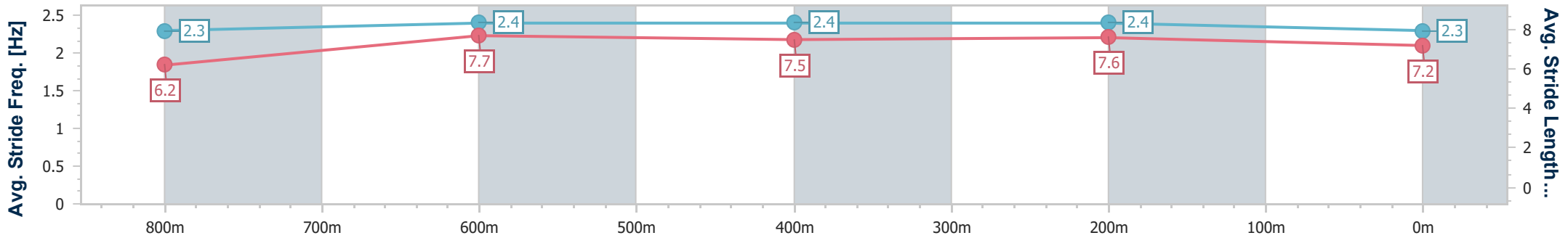
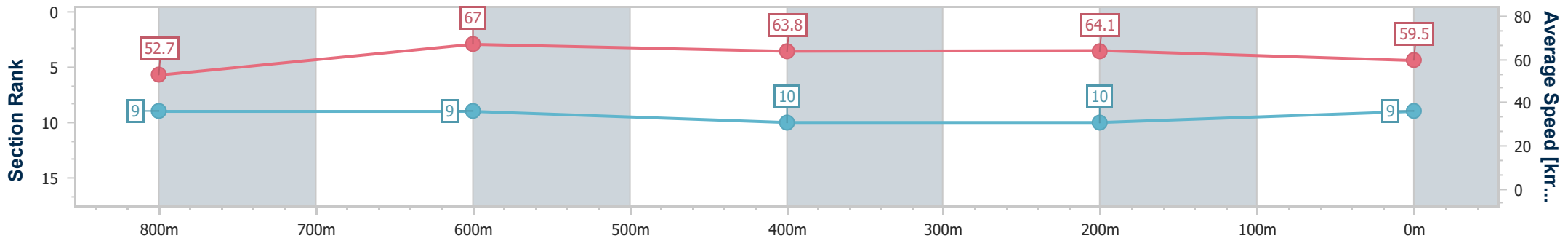
Race 7: TAB RATINGS BAND 0 - 55 Handicap - 1000m



01 October 2023 - 16:22

Track Rating: Good 4, Weather: Fine, Rail Position: +4m Entire

Section	Overall	800m	600m	400m	200m
Section Times	0:59.29 [9] (0:13.68)	0:45.61 [9] (0:10.81)	0:34.80 [9] (0:11.47)	0:23.33 [10] (0:11.22)	0:12.11 [10] (0:12.11)
Average Speed [km/h]	52.7	67.0	63.8	64.1	59.5
Top Speed [km/h]	69.5	69.5	65.0	65.4	62.7
Avg. Dist. to Rail [m]	5.5	1.8	2.6	4.6	4.3
Avg. Stride Freq. [Hz]	2.3	2.4	2.4	2.4	2.3
Avg. Stride Length [m]	6.2	7.7	7.5	7.6	7.2



- [] Ranking at each section and finish
- .-.- No data available at this section
- NA No data available



Horse/Jockey Name	Earlston
Final Rank	10
Fastest Section Time (Section)	0:10.97 (800m)
Top Speed [km/h] (Section)	67.6 (800m)
Race State	Finished



Sunshine Coast QLD Professional

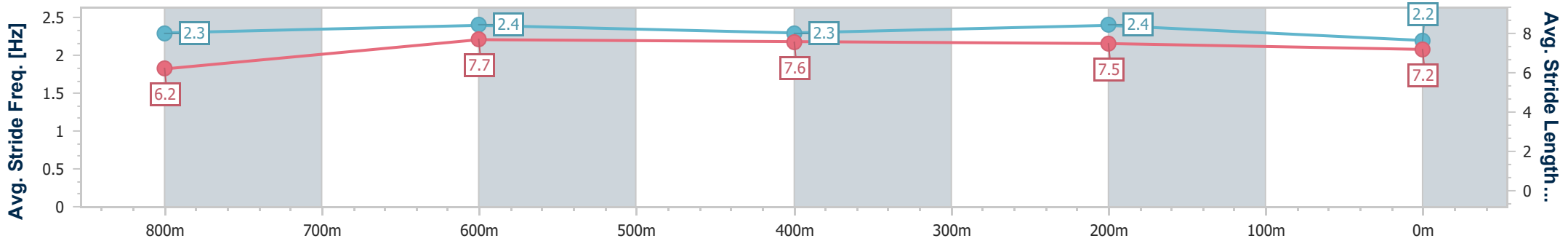
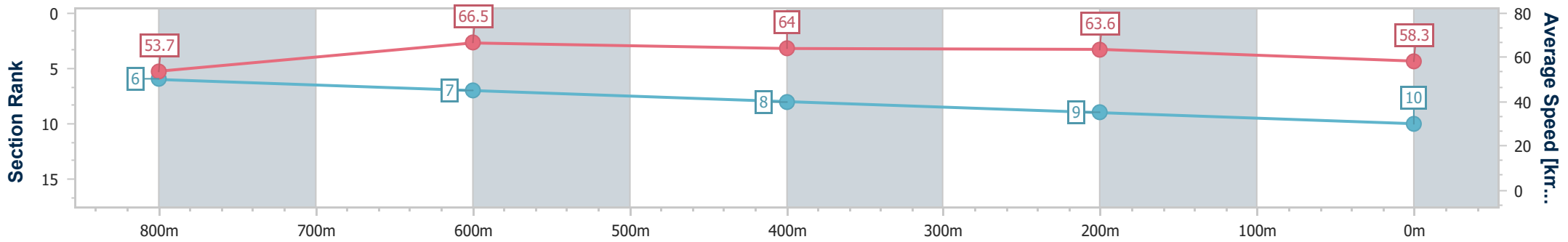
Race 7: TAB RATINGS BAND 0 - 55 Handicap - 1000m



01 October 2023 - 16:22

Track Rating: Good 4, Weather: Fine, Rail Position: +4m Entire

Section	Overall	800m	600m	400m	200m
Section Times	0:59.39 [10] (0:13.39)	0:46.00 [6] (0:10.97)	0:35.03 [7] (0:11.34)	0:23.69 [8] (0:11.36)	0:12.33 [9] (0:12.33)
Average Speed [km/h]	53.7	66.5	64.0	63.6	58.3
Top Speed [km/h]	67.4	67.6	65.1	65.0	61.2
Avg. Dist. to Rail [m]	5.3	3.2	1.7	3.5	3.8
Avg. Stride Freq. [Hz]	2.3	2.4	2.3	2.4	2.2
Avg. Stride Length [m]	6.2	7.7	7.6	7.5	7.2



- [] Ranking at each section and finish
- .-.- No data available at this section
- NA No data available