



Sunshine Coast QLD Professional

Race 1: COAST 2 COAST EARTHMOVING Maiden Handicap - 1600m

01 October 2023 - 12:45



Track Rating: Good 4, Weather: Fine, Rail Position: +4m Entire

Section	Field Times													
Overall	1400m	1200m	1000m	800m	600m	400m	Last 600m							
1:37.74 (0:12.58)	1:25.16 (0:11.52)	1:13.64 (0:12.36)	1:01.28 (0:12.64)	0:48.64 (0:13.11)	0:35.53 (0:12.28)	0:23.25 (0:11.31)	0:35.53							
Rank	TAB	Horse/Jockey	Barrier	Top Speed [km/h]	Fastest Section								Distance Travelled [m]	
1	1	LOOSE UNIT Ryan Wiggins	8	67.0 400m	0:11.11 400m	1:37.74 [1] (0:12.58)	1:25.16 [1] (0:11.60)	1:13.56 [3] (0:12.45)	1:01.11 [4] (0:12.77)	0:48.34 [3] (0:13.21)	0:35.13 [4] (0:12.08)	0:23.05 [3] (0:11.11)	0:35.13	
2	4	KALENDS Ben Thompson	9	66.2 Overall	0:11.33 400m	1:37.94 [2] (0:12.70)	1:25.24 [4] (0:11.56)	1:13.68 [4] (0:12.20)	1:01.48 [1] (0:12.70)	0:48.78 [2] (0:13.05)	0:35.73 [1] (0:12.32)	0:23.41 [2] (0:11.33)	0:35.73	-5
3	12	DUMA Samantha Collett	3	66.6 400m	0:11.07 400m	1:37.98 [3] (0:12.89)	1:25.09 [7] (0:11.54)	1:13.55 [6] (0:12.44)	1:01.11 [7] (0:13.07)	0:48.04 [7] (0:13.10)	0:34.94 [7] (0:12.10)	0:22.84 [6] (0:11.07)	0:34.94	+0
4	8	WHISKY TRAIN Mark Du Plessis	15	64.4 1400m	0:11.49 400m	1:38.07 [4] (0:12.82)	1:25.25 [6] (0:11.72)	1:13.53 [7] (0:12.06)	1:01.47 [3] (0:12.50)	0:48.97 [1] (0:13.15)	0:35.82 [2] (0:12.24)	0:23.58 [1] (0:11.49)	0:35.82	-3
5	3	GALACTIC LEGEND Jake Bayliss	6	66.3 400m	0:11.21 400m	1:38.22 [5] (0:12.77)	1:25.45 [5] (0:11.61)	1:13.84 [5] (0:12.45)	1:01.39 [6] (0:12.88)	0:48.51 [6] (0:13.17)	0:35.34 [5] (0:11.95)	0:23.39 [4] (0:11.21)	0:35.34	-4
6	10	CHASSAGNE Cejay Graham	12	67.6 400m	0:10.94 400m	1:38.29 [6] (0:13.27)	1:25.02 [10] (0:11.83)	1:13.19 [10] (0:12.49)	1:00.70 [11] (0:12.97)	0:47.73 [11] (0:13.04)	0:34.69 [11] (0:12.01)	0:22.68 [11] (0:10.94)	0:34.69	-5
7	5	WORD FROM ABOVE Justin Huxtable	4	65.8 400m	0:11.09 400m	1:38.33 [7] (0:13.09)	1:25.24 [9] (0:11.70)	1:13.54 [9] (0:12.49)	1:01.05 [9] (0:13.05)	0:48.00 [9] (0:13.01)	0:34.99 [10] (0:12.01)	0:22.98 [9] (0:11.09)	0:34.99	-6
8	7	NATIONAL INTEREST Casey Waddell	7	64.8 Overall	0:11.26 400m	1:38.43 [8] (0:12.96)	1:25.47 [8] (0:11.79)	1:13.68 [8] (0:12.39)	1:01.29 [8] (0:12.93)	0:48.36 [8] (0:13.05)	0:35.31 [8] (0:12.04)	0:23.27 [7] (0:11.26)	0:35.31	-1
9	2	EIGHT CYLINDERS Matthew Powell	13	66.5 1400m	0:11.41 400m	1:38.51 [9] (0:12.67)	1:25.84 [3] (0:11.43)	1:14.41 [1] (0:12.44)	1:01.97 [2] (0:12.92)	0:49.05 [4] (0:13.00)	0:36.05 [3] (0:12.38)	0:23.67 [5] (0:11.41)	0:36.05	-10
10	6	IBERIAN RULER Bailey Wheeler	14	64.8 1400m	0:11.42 400m	1:39.29 [10] (0:13.40)	1:25.89 [11] (0:11.73)	1:14.16 [11] (0:12.38)	1:01.78 [10] (0:12.86)	0:48.92 [10] (0:12.93)	0:35.99 [9] (0:12.10)	0:23.89 [10] (0:11.42)	0:35.99	+0

Scratched: Wonforwazza (#9), Capital Meg (#11), Shotgun Sixtyfour (#14), War Service (#15)

[] Ranking at each section and finish
 -:-:- No data available at this section
 NA No data available

SCN Saddle cloth number
 DNF Did not finish
 DNT Did not track



Sunshine Coast QLD Professional

Race 1: COAST 2 COAST EARTHMOVING Maiden Handicap - 1600m

01 October 2023 - 12:45



Track Rating: Good 4, Weather: Fine, Rail Position: +4m Entire

Section	Overall	1400m	1200m	1000m	800m	600m	400m	Last 600m
Field Times	1:37.74 (0:12.58)	1:25.16 (0:11.52)	1:13.64 (0:12.36)	1:01.28 (0:12.64)	0:48.64 (0:13.11)	0:35.53 (0:12.28)	0:23.25 (0:11.31)	0:35.53

Rank	TAB	Horse/Jockey	Barrier	Top Speed [km/h]	Fastest Section	Overall	1400m	1200m	1000m	800m	600m	400m	Last 600m	Distance Travelled [m]
11	13	MONT ROYAL	2	66.1	0:11.50	1:39.63 [11]	1:26.98 [2]	1:15.48 [2]	1:02.94 [5]	0:49.97 [5]	0:36.65 [6]	0:24.41 [8]	0:36.65	-1
		Nathan Thomas		Overall	1400m	(0:12.65)	(0:11.50)	(0:12.54)	(0:12.97)	(0:13.32)	(0:12.24)	(0:11.71)		

Scratched: Wonforwazza (#9), Capital Meg (#11), Shotgun Sixtyfour (#14), War Service (#15)



Sunshine Coast QLD Professional

Race 1: COAST 2 COAST EARTHMOVING Maiden Handicap - 1600m

01 October 2023 - 12:45



Track Rating: Good 4, Weather: Fine, Rail Position: +4m Entire

Section				200m				Last 600m	
Field Times				0:11.94 (0:11.94)				0:35.53	
Rank	TAB	Horse/Jockey	Barrier	Top Speed [km/h]	Fastest Section	Margin			Distance Travelled [m]
1	1	LOOSE UNIT Ryan Wiggins	8	67.0 400m	0:11.11 400m	0:11.94 [1] (0:11.94)	1:37.74		0:35.13
2	4	KALENDS Ben Thompson	9	66.2 Overall	0:11.33 400m	0:12.08 [2] (0:12.08)	1L		0:35.73 -5
3	12	DUMA Samantha Collett	3	66.6 400m	0:11.07 400m	0:11.77 [5] (0:11.77)	1.2L		0:34.94 +0
4	8	WHISKY TRAIN Mark Du Plessis	15	64.4 1400m	0:11.49 400m	0:12.09 [3] (0:12.09)	1.6L		0:35.82 -3
5	3	GALACTIC LEGEND Jake Bayliss	6	66.3 400m	0:11.21 400m	0:12.18 [4] (0:12.18)	2.4L		0:35.34 -4
6	10	CHASSAGNE Cejay Graham	12	67.6 400m	0:10.94 400m	0:11.74 [9] (0:11.74)	2.7L		0:34.69 -5
7	5	WORD FROM ABOVE Justin Huxtable	4	65.8 400m	0:11.09 400m	0:11.89 [8] (0:11.89)	2.9L		0:34.99 -6
8	7	NATIONAL INTEREST Casey Waddell	7	64.8 Overall	0:11.26 400m	0:12.01 [7] (0:12.01)	3.4L		0:35.31 -1
9	2	EIGHT CYLINDERS Matthew Powell	13	66.5 1400m	0:11.41 400m	0:12.26 [6] (0:12.26)	3.7L		0:36.05 -10
10	6	IBERIAN RULER Bailey Wheeler	14	64.8 1400m	0:11.42 400m	0:12.47 [10] (0:12.47)	8.2L		0:35.99 +0

Scratched: Wonforwazza (#9), Capital Meg (#11), Shotgun Sixtyfour (#14), War Service (#15)

Report Created: Sun 1 October 2023 13:23 GMT+1 (Note: Timing is based on position data)

Page 3/15

[] Ranking at each section and finish
 -:-:- No data available at this section
 NA No data available

SCN Saddle cloth number
 DNF Did not finish
 DNT Did not track

data processed by TRIPLESDATA



Sunshine Coast QLD Professional
Race 1: COAST 2 COAST EARTHMOVING Maiden Handicap - 1600m
 01 October 2023 - 12:45



Track Rating: Good 4, Weather: Fine, Rail Position: +4m Entire

Section		200m		Last 600m		
Field Times		0:11.94 (0:11.94)		0:35.53		
Rank	TAB Horse/Jockey	Barrier	Top Speed [km/h]	Fastest Section	Margin	Distance Travelled [m]
11	13 MONT ROYAL	2	66.1	0:11.50	0:12.70 [11]	10L
	Nathan Thomas		Overall	1400m	(0:12.70)	0:36.65 -1

Scratched: Wonforwazza (#9), Capital Meg (#11), Shotgun Sixtyfour (#14), War Service (#15)

[] Ranking at each section and finish
 -:-:- No data available at this section
 NA No data available

SCN Saddle cloth number
 DNF Did not finish
 DNT Did not track



Horse/Jockey Name	Loose Unit
Final Rank	1
Fastest Section Time (Section)	0:11.11 (400m)
Top Speed [km/h] (Section)	67.0 (400m)
Race State	Finished



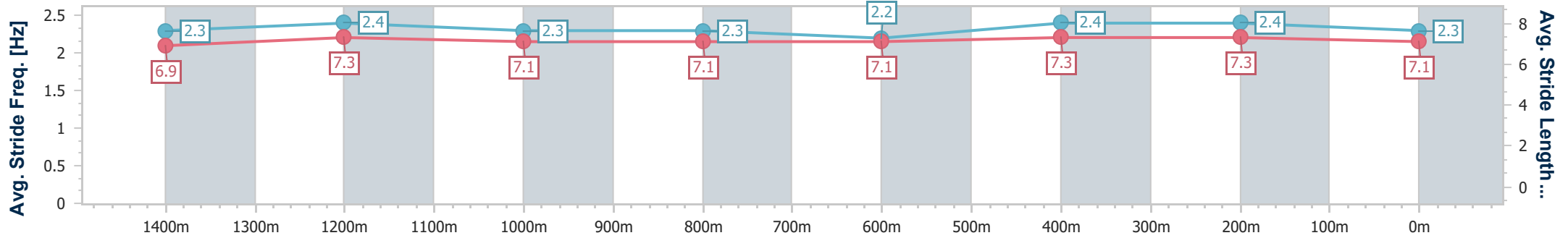
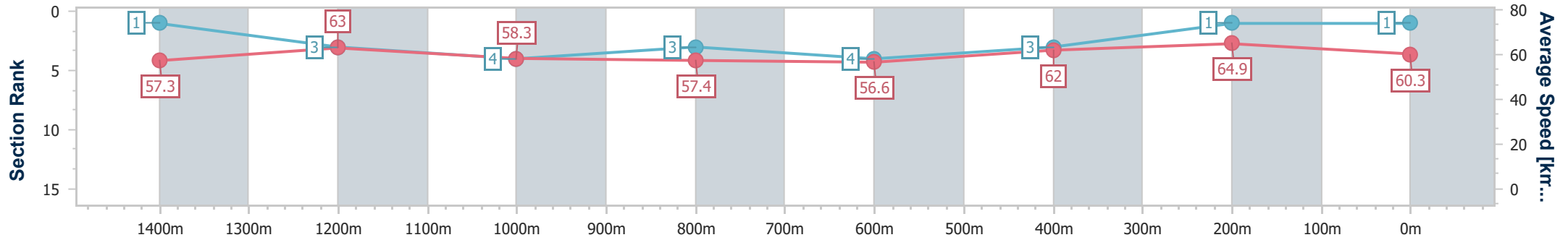
Sunshine Coast QLD Professional
 Race 1: COAST 2 COAST EARTHMOVING Maiden Handicap - 1600m



01 October 2023 - 12:45

Track Rating: Good 4, Weather: Fine, Rail Position: +4m Entire

Section	Overall	1400m	1200m	1000m	800m	600m	400m	200m
Section Times	1:37.74 [1] (0:12.58)	1:25.16 [1] (0:11.60)	1:13.56 [3] (0:12.45)	1:01.11 [4] (0:12.77)	0:48.34 [3] (0:13.21)	0:35.13 [4] (0:12.08)	0:23.05 [3] (0:11.11)	0:11.94 [1] (0:11.94)
Average Speed [km/h]	57.3	63.0	58.3	57.4	56.6	62.0	64.9	60.3
Top Speed [km/h]	65.6	64.4	61.3	58.0	59.1	65.9	67.0	63.2
Avg. Dist. to Rail [m]	10.6	7.2	7.5	7.6	6.5	6.5	7.8	9.2
Avg. Stride Freq. [Hz]	2.3	2.4	2.3	2.3	2.2	2.4	2.4	2.3
Avg. Stride Length [m]	6.9	7.3	7.1	7.1	7.1	7.3	7.3	7.1



- [] Ranking at each section and finish
- .-.- No data available at this section
- NA No data available



Horse/Jockey Name	Kalends
Final Rank	2
Fastest Section Time (Section)	0:11.33 (400m)
Top Speed [km/h] (Section)	66.2 (Overall)
Race State	Finished



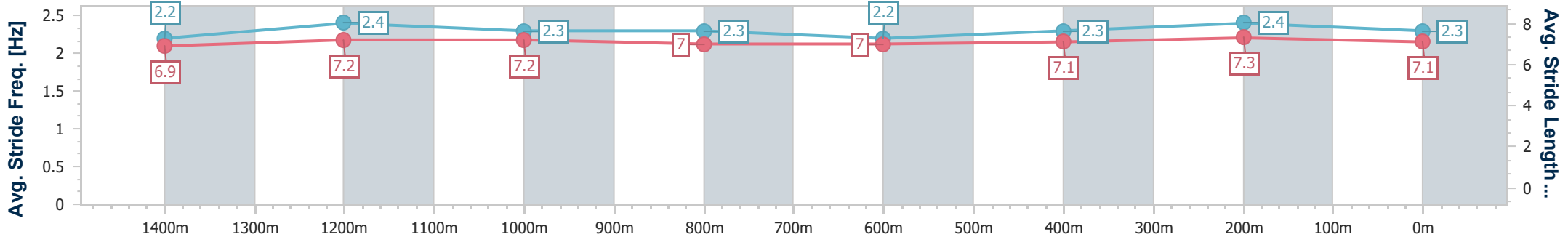
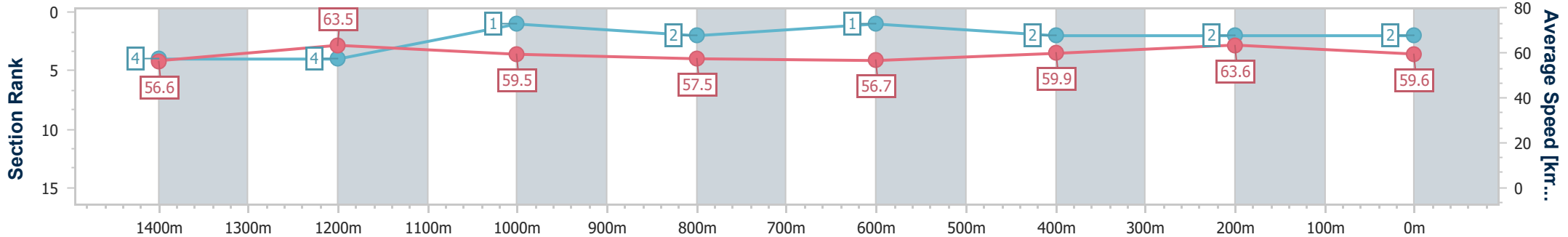
Sunshine Coast QLD Professional
Race 1: COAST 2 COAST EARTHMOVING Maiden Handicap - 1600m



01 October 2023 - 12:45

Track Rating: Good 4, Weather: Fine, Rail Position: +4m Entire

Section	Overall	1400m	1200m	1000m	800m	600m	400m	200m
Section Times	1:37.94 [2] (0:12.70)	1:25.24 [4] (0:11.56)	1:13.68 [4] (0:12.20)	1:01.48 [1] (0:12.70)	0:48.78 [2] (0:13.05)	0:35.73 [1] (0:12.32)	0:23.41 [2] (0:11.33)	0:12.08 [2] (0:12.08)
Average Speed [km/h]	56.6	63.5	59.5	57.5	56.7	59.9	63.6	59.6
Top Speed [km/h]	66.2	66.0	60.8	58.9	57.7	62.6	64.6	62.2
Avg. Dist. to Rail [m]	11.6	8.4	7.9	6.1	4.6	4.2	5.5	7.6
Avg. Stride Freq. [Hz]	2.2	2.4	2.3	2.3	2.2	2.3	2.4	2.3
Avg. Stride Length [m]	6.9	7.2	7.2	7.0	7.0	7.1	7.3	7.1



- [] Ranking at each section and finish
- .-.- No data available at this section
- NA No data available



Horse/Jockey Name	Duma
Final Rank	3
Fastest Section Time (Section)	0:11.07 (400m)
Top Speed [km/h] (Section)	66.6 (400m)
Race State	Finished



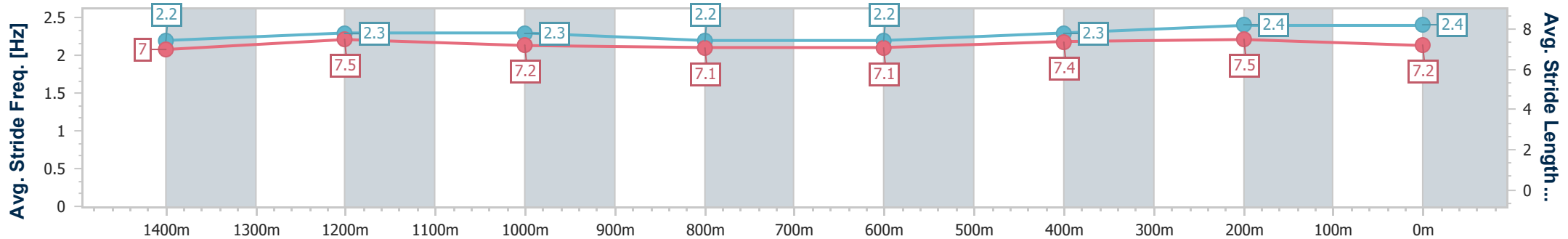
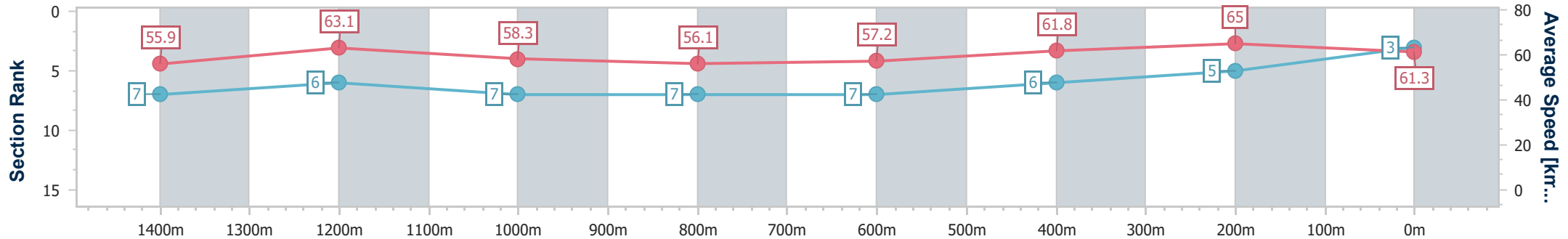
Sunshine Coast QLD Professional
Race 1: COAST 2 COAST EARTHMOVING Maiden Handicap - 1600m



01 October 2023 - 12:45

Track Rating: Good 4, Weather: Fine, Rail Position: +4m Entire

Section	Overall	1400m	1200m	1000m	800m	600m	400m	200m
Section Times	1:37.98 [3] (0:12.89)	1:25.09 [7] (0:11.54)	1:13.55 [6] (0:12.44)	1:01.11 [7] (0:13.07)	0:48.04 [7] (0:13.10)	0:34.94 [7] (0:12.10)	0:22.84 [6] (0:11.07)	0:11.77 [5] (0:11.77)
Average Speed [km/h]	55.9	63.1	58.3	56.1	57.2	61.8	65.0	61.3
Top Speed [km/h]	66.1	66.1	61.0	57.5	57.7	64.9	66.6	63.4
Avg. Dist. to Rail [m]	7.2	5.6	6.5	6.6	7.0	6.5	8.5	11.9
Avg. Stride Freq. [Hz]	2.2	2.3	2.3	2.2	2.2	2.3	2.4	2.4
Avg. Stride Length [m]	7.0	7.5	7.2	7.1	7.1	7.4	7.5	7.2



- [] Ranking at each section and finish
- .-.- No data available at this section
- NA No data available



Horse/Jockey Name	Whisky Train
Final Rank	4
Fastest Section Time (Section)	0:11.49 (400m)
Top Speed [km/h] (Section)	64.4 (1400m)
Race State	Finished



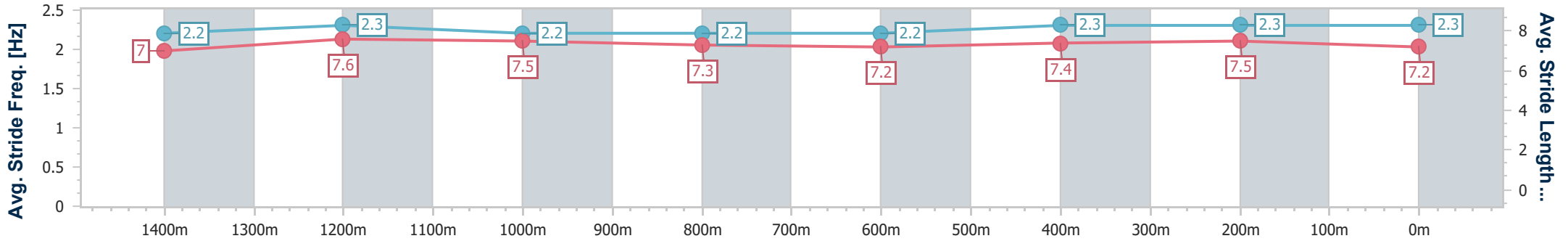
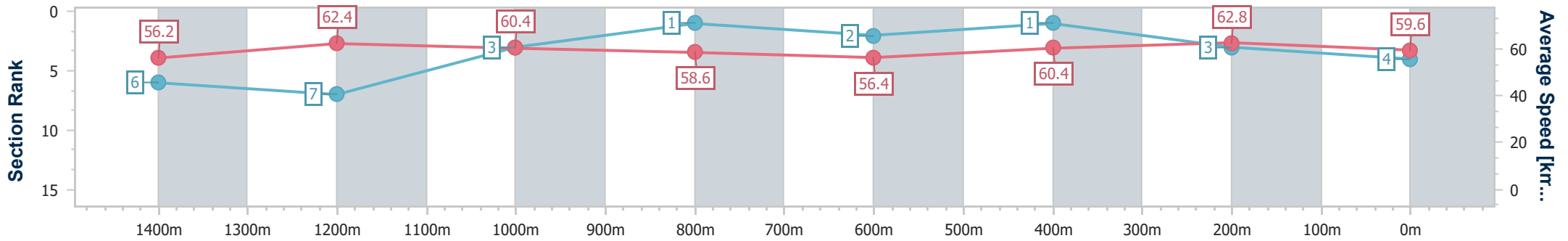
Sunshine Coast QLD Professional
Race 1: COAST 2 COAST EARTHMOVING Maiden Handicap - 1600m



01 October 2023 - 12:45

Track Rating: Good 4, Weather: Fine, Rail Position: +4m Entire

Section	Overall	1400m	1200m	1000m	800m	600m	400m	200m
Section Times	1:38.07 [4] (0:12.82)	1:25.25 [6] (0:11.72)	1:13.53 [7] (0:12.06)	1:01.47 [3] (0:12.50)	0:48.97 [1] (0:13.15)	0:35.82 [2] (0:12.24)	0:23.58 [1] (0:11.49)	0:12.09 [3] (0:12.09)
Average Speed [km/h]	56.2	62.4	60.4	58.6	56.4	60.4	62.8	59.6
Top Speed [km/h]	64.2	64.4	61.4	59.8	57.8	63.2	63.4	61.8
Avg. Dist. to Rail [m]	14.9	8.3	8.1	7.6	5.4	4.5	6.0	9.1
Avg. Stride Freq. [Hz]	2.2	2.3	2.2	2.2	2.2	2.3	2.3	2.3
Avg. Stride Length [m]	7.0	7.6	7.5	7.3	7.2	7.4	7.5	7.2



- [] Ranking at each section and finish
- .-.- No data available at this section
- NA No data available



Horse/Jockey Name	Galactic Legend
Final Rank	5
Fastest Section Time (Section)	0:11.21 (400m)
Top Speed [km/h] (Section)	66.3 (400m)
Race State	Finished



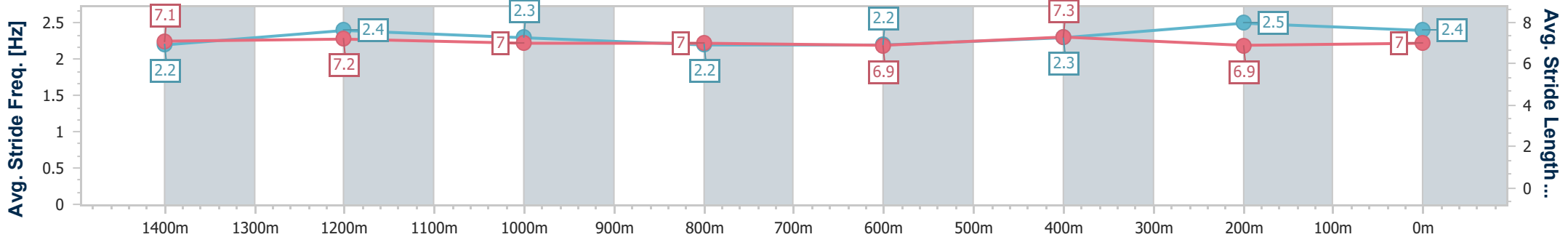
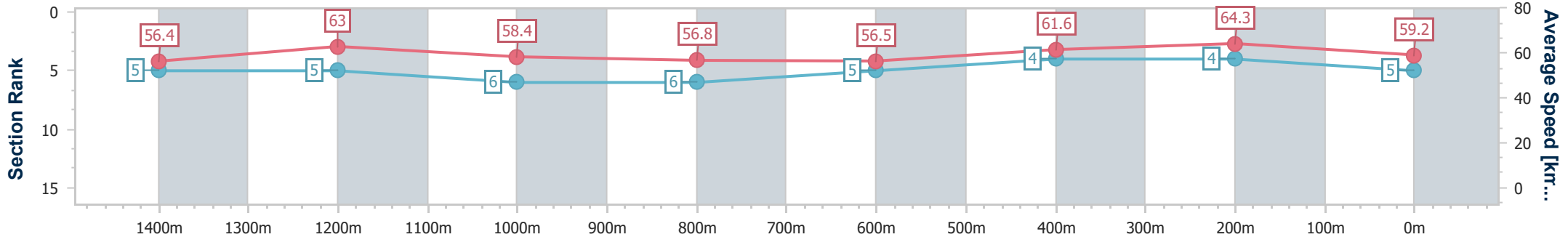
Sunshine Coast QLD Professional
Race 1: COAST 2 COAST EARTHMOVING Maiden Handicap - 1600m



01 October 2023 - 12:45

Track Rating: Good 4, Weather: Fine, Rail Position: +4m Entire

Section	Overall	1400m	1200m	1000m	800m	600m	400m	200m
Section Times	1:38.22 [5] (0:12.77)	1:25.45 [5] (0:11.61)	1:13.84 [5] (0:12.45)	1:01.39 [6] (0:12.88)	0:48.51 [6] (0:13.17)	0:35.34 [5] (0:11.95)	0:23.39 [4] (0:11.21)	0:12.18 [4] (0:12.18)
Average Speed [km/h]	56.4	63.0	58.4	56.8	56.5	61.6	64.3	59.2
Top Speed [km/h]	64.8	65.7	61.4	57.7	58.3	64.9	66.3	62.1
Avg. Dist. to Rail [m]	8.9	7.1	7.1	7.0	5.6	3.9	7.8	11.1
Avg. Stride Freq. [Hz]	2.2	2.4	2.3	2.2	2.2	2.3	2.5	2.4
Avg. Stride Length [m]	7.1	7.2	7.0	7.0	6.9	7.3	6.9	7.0



- [] Ranking at each section and finish
- .-.- No data available at this section
- NA No data available



Horse/Jockey Name	Chassagne
Final Rank	6
Fastest Section Time (Section)	0:10.94 (400m)
Top Speed [km/h] (Section)	67.6 (400m)
Race State	Finished



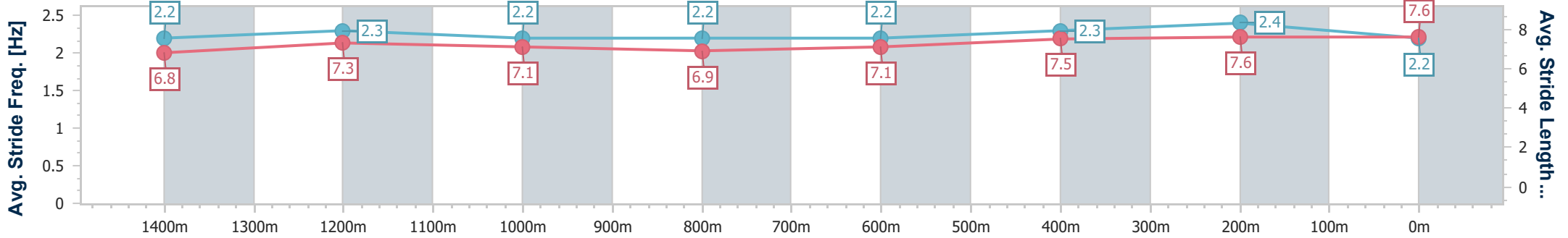
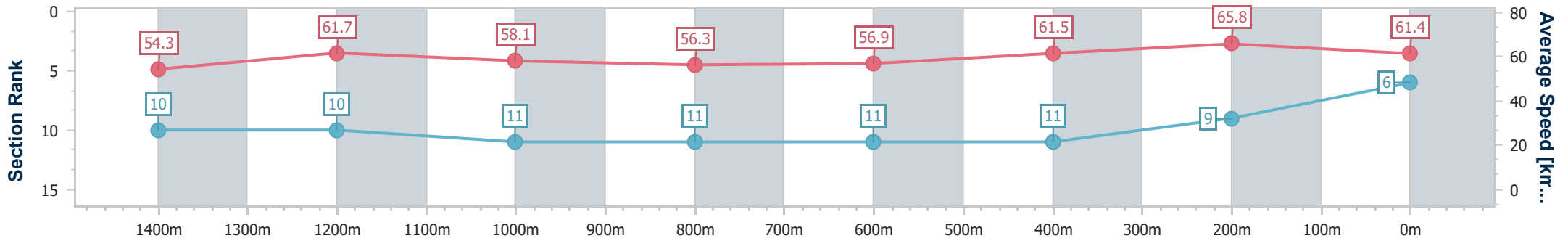
Sunshine Coast QLD Professional
Race 1: COAST 2 COAST EARTHMOVING Maiden Handicap - 1600m



01 October 2023 - 12:45

Track Rating: Good 4, Weather: Fine, Rail Position: +4m Entire

Section	Overall	1400m	1200m	1000m	800m	600m	400m	200m
Section Times	1:38.29 [6] (0:13.27)	1:25.02 [10] (0:11.83)	1:13.19 [10] (0:12.49)	1:00.70 [11] (0:12.97)	0:47.73 [11] (0:13.04)	0:34.69 [11] (0:12.01)	0:22.68 [11] (0:10.94)	0:11.74 [9] (0:11.74)
Average Speed [km/h]	54.3	61.7	58.1	56.3	56.9	61.5	65.8	61.4
Top Speed [km/h]	64.8	64.7	61.6	58.1	57.6	65.9	67.6	63.8
Avg. Dist. to Rail [m]	12.0	7.2	6.4	6.2	5.4	4.0	8.3	12.7
Avg. Stride Freq. [Hz]	2.2	2.3	2.2	2.2	2.2	2.3	2.4	2.2
Avg. Stride Length [m]	6.8	7.3	7.1	6.9	7.1	7.5	7.6	7.6



- [] Ranking at each section and finish
- .-.- No data available at this section
- NA No data available



Horse/Jockey Name	Word From Above
Final Rank	7
Fastest Section Time (Section)	0:11.09 (400m)
Top Speed [km/h] (Section)	65.8 (400m)
Race State	Finished



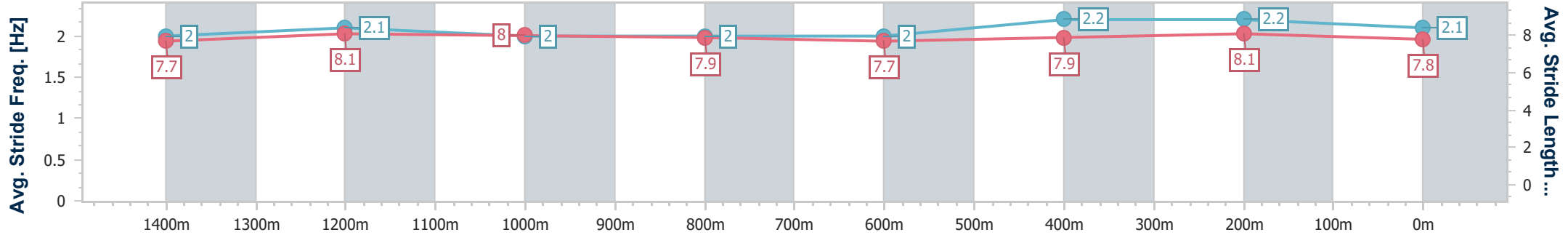
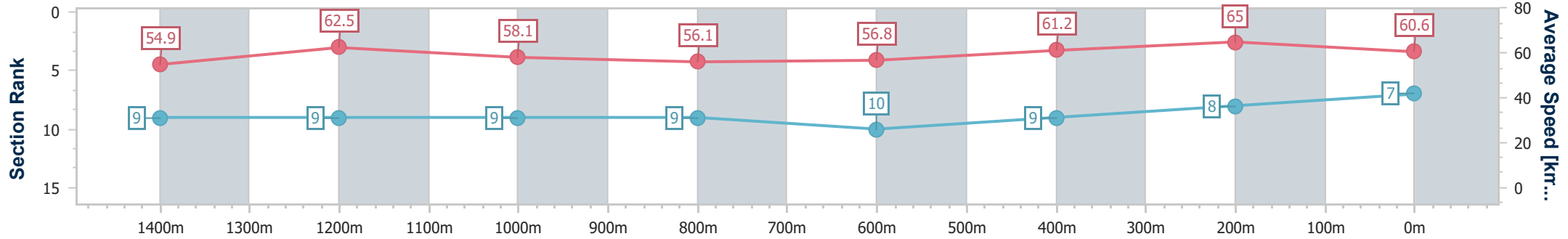
Sunshine Coast QLD Professional
Race 1: COAST 2 COAST EARTHMOVING Maiden Handicap - 1600m



01 October 2023 - 12:45

Track Rating: Good 4, Weather: Fine, Rail Position: +4m Entire

Section	Overall	1400m	1200m	1000m	800m	600m	400m	200m
Section Times	1:38.33 [7] (0:13.09)	1:25.24 [9] (0:11.70)	1:13.54 [9] (0:12.49)	1:01.05 [9] (0:13.05)	0:48.00 [9] (0:13.01)	0:34.99 [10] (0:12.01)	0:22.98 [9] (0:11.09)	0:11.89 [8] (0:11.89)
Average Speed [km/h]	54.9	62.5	58.1	56.1	56.8	61.2	65.0	60.6
Top Speed [km/h]	65.0	64.7	62.6	57.7	57.7	63.9	65.8	63.0
Avg. Dist. to Rail [m]	8.1	6.8	6.8	6.6	4.5	3.6	6.6	8.5
Avg. Stride Freq. [Hz]	2.0	2.1	2.0	2.0	2.0	2.2	2.2	2.1
Avg. Stride Length [m]	7.7	8.1	8.0	7.9	7.7	7.9	8.1	7.8



- [] Ranking at each section and finish
- .-.- No data available at this section
- NA No data available



Horse/Jockey Name	National Interest
Final Rank	8
Fastest Section Time (Section)	0:11.26 (400m)
Top Speed [km/h] (Section)	64.8 (Overall)
Race State	Finished



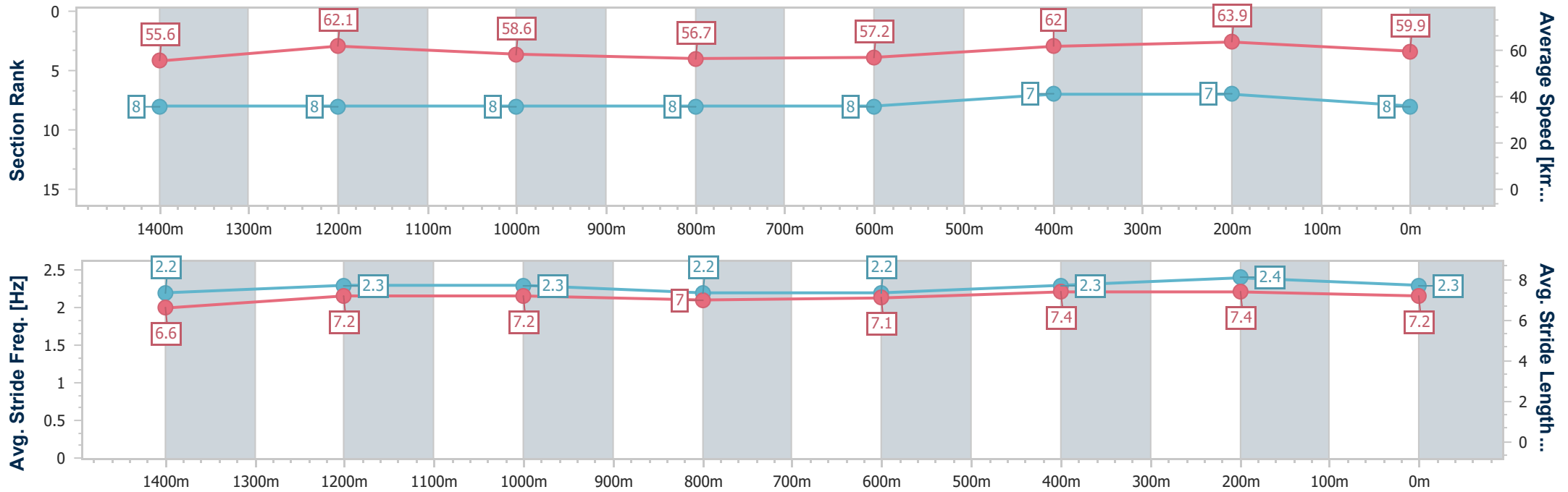
Sunshine Coast QLD Professional
Race 1: COAST 2 COAST EARTHMOVING Maiden Handicap - 1600m



01 October 2023 - 12:45

Track Rating: Good 4, Weather: Fine, Rail Position: +4m Entire

Section	Overall	1400m	1200m	1000m	800m	600m	400m	200m
Section Times	1:38.43 [8] (0:12.96)	1:25.47 [8] (0:11.79)	1:13.68 [8] (0:12.39)	1:01.29 [8] (0:12.93)	0:48.36 [8] (0:13.05)	0:35.31 [8] (0:12.04)	0:23.27 [7] (0:11.26)	0:12.01 [7] (0:12.01)
Average Speed [km/h]	55.6	62.1	58.6	56.7	57.2	62.0	63.9	59.9
Top Speed [km/h]	64.8	64.4	62.2	57.4	58.3	64.6	64.7	61.9
Avg. Dist. to Rail [m]	9.7	7.6	7.7	7.4	6.3	5.9	8.8	11.0
Avg. Stride Freq. [Hz]	2.2	2.3	2.3	2.2	2.2	2.3	2.4	2.3
Avg. Stride Length [m]	6.6	7.2	7.2	7.0	7.1	7.4	7.4	7.2



- [] Ranking at each section and finish
- .-.-.- No data available at this section
- NA No data available



Horse/Jockey Name	Eight Cylinders
Final Rank	9
Fastest Section Time (Section)	0:11.41 (400m)
Top Speed [km/h] (Section)	66.5 (1400m)
Race State	Finished



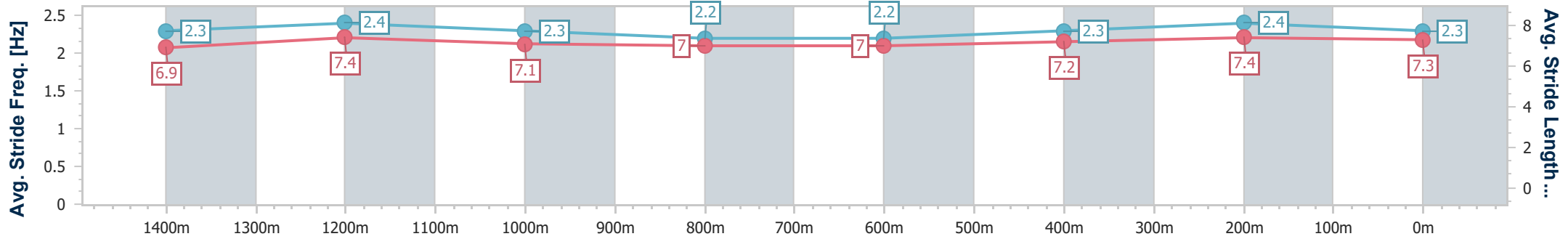
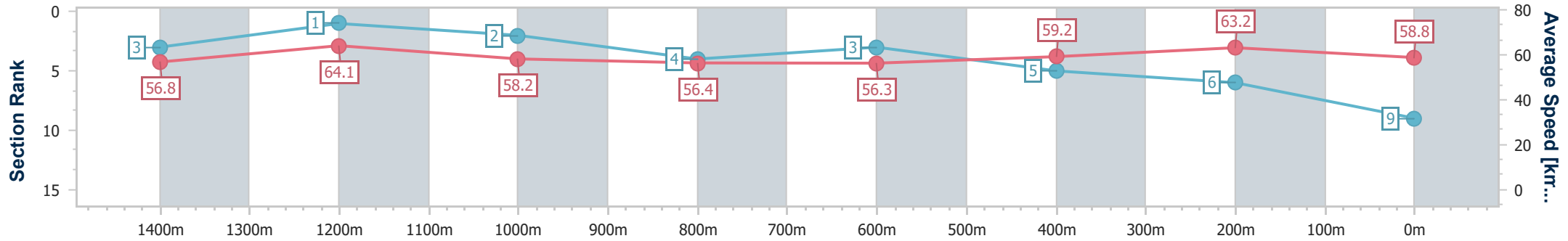
Sunshine Coast QLD Professional
Race 1: COAST 2 COAST EARTHMOVING Maiden Handicap - 1600m



01 October 2023 - 12:45

Track Rating: Good 4, Weather: Fine, Rail Position: +4m Entire

Section	Overall	1400m	1200m	1000m	800m	600m	400m	200m
Section Times	1:38.51 [9] (0:12.67)	1:25.84 [3] (0:11.43)	1:14.41 [1] (0:12.44)	1:01.97 [2] (0:12.92)	0:49.05 [4] (0:13.00)	0:36.05 [3] (0:12.38)	0:23.67 [5] (0:11.41)	0:12.26 [6] (0:12.26)
Average Speed [km/h]	56.8	64.1	58.2	56.4	56.3	59.2	63.2	58.8
Top Speed [km/h]	65.9	66.5	59.0	57.4	57.5	62.6	64.4	61.5
Avg. Dist. to Rail [m]	13.2	7.8	5.2	5.0	3.0	3.0	4.2	7.0
Avg. Stride Freq. [Hz]	2.3	2.4	2.3	2.2	2.2	2.3	2.4	2.3
Avg. Stride Length [m]	6.9	7.4	7.1	7.0	7.0	7.2	7.4	7.3



- [] Ranking at each section and finish
- .-.- No data available at this section
- NA No data available



Horse/Jockey Name	Iberian Ruler
Final Rank	10
Fastest Section Time (Section)	0:11.42 (400m)
Top Speed [km/h] (Section)	64.8 (1400m)
Race State	Finished



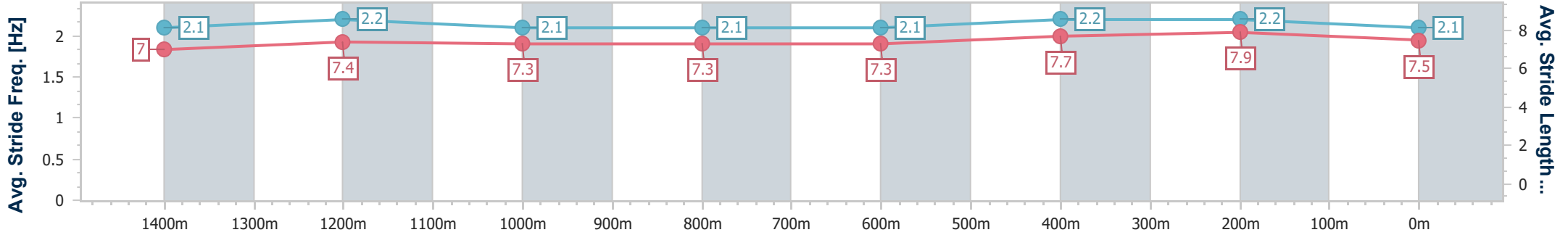
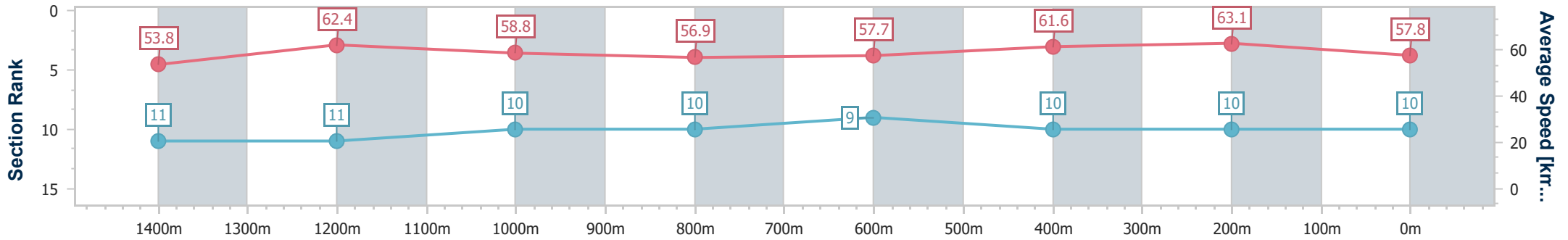
Sunshine Coast QLD Professional
 Race 1: COAST 2 COAST EARTHMOVING Maiden Handicap - 1600m



01 October 2023 - 12:45

Track Rating: Good 4, Weather: Fine, Rail Position: +4m Entire

Section	Overall	1400m	1200m	1000m	800m	600m	400m	200m
Section Times	1:39.29 [10] (0:13.40)	1:25.89 [11] (0:11.73)	1:14.16 [11] (0:12.38)	1:01.78 [10] (0:12.86)	0:48.92 [10] (0:12.93)	0:35.99 [9] (0:12.10)	0:23.89 [10] (0:11.42)	0:12.47 [10] (0:12.47)
Average Speed [km/h]	53.8	62.4	58.8	56.9	57.7	61.6	63.1	57.8
Top Speed [km/h]	64.7	64.8	63.1	58.7	58.0	64.1	64.5	59.9
Avg. Dist. to Rail [m]	13.3	8.2	7.4	7.3	5.9	6.2	11.3	13.2
Avg. Stride Freq. [Hz]	2.1	2.2	2.1	2.1	2.1	2.2	2.2	2.1
Avg. Stride Length [m]	7.0	7.4	7.3	7.3	7.3	7.7	7.9	7.5



- [] Ranking at each section and finish
- .-.- No data available at this section
- NA No data available



Horse/Jockey Name	Mont Royal
Final Rank	11
Fastest Section Time (Section)	0:11.50 (1400m)
Top Speed [km/h] (Section)	66.1 (Overall)
Race State	Finished



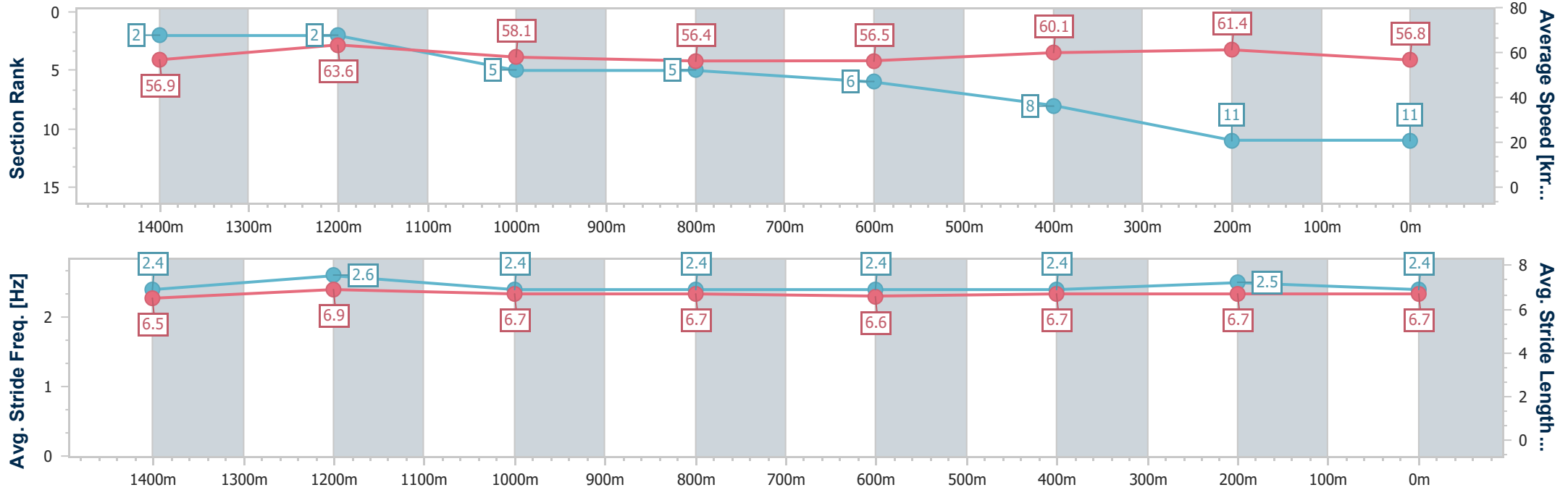
Sunshine Coast QLD Professional
Race 1: COAST 2 COAST EARTHMOVING Maiden Handicap - 1600m



01 October 2023 - 12:45

Track Rating: Good 4, Weather: Fine, Rail Position: +4m Entire

Section	Overall	1400m	1200m	1000m	800m	600m	400m	200m
Section Times	1:39.63 [11] (0:12.65)	1:26.98 [2] (0:11.50)	1:15.48 [2] (0:12.54)	1:02.94 [5] (0:12.97)	0:49.97 [5] (0:13.32)	0:36.65 [6] (0:12.24)	0:24.41 [8] (0:11.71)	0:12.70 [11] (0:12.70)
Average Speed [km/h]	56.9	63.6	58.1	56.4	56.5	60.1	61.4	56.8
Top Speed [km/h]	66.1	65.5	59.6	58.2	58.2	62.3	62.7	60.2
Avg. Dist. to Rail [m]	7.3	7.5	8.1	7.7	7.6	3.4	6.7	8.6
Avg. Stride Freq. [Hz]	2.4	2.6	2.4	2.4	2.4	2.4	2.5	2.4
Avg. Stride Length [m]	6.5	6.9	6.7	6.7	6.6	6.7	6.7	6.7



- [] Ranking at each section and finish
- .-.- No data available at this section
- NA No data available