



Toowoomba QLD Professional

Race 5: TEDCREW Maiden Plate - 1100m

30 September 2023 - 19:43



Track Rating: Good 4, Weather: Fine, Rail Position: +2m Entire

Section		Overall										Last 600m	
Field Times		1:07.59										0:36.79	
		(0:08.30)										(0:12.47)	
		1000m										200m	
		0:59.29										0:12.47	
		(0:10.99)										(0:12.47)	
		800m											
		0:48.30											
		(0:11.51)											
		600m											
		0:36.79											
		(0:11.96)											
		400m											
		0:24.83											
		(0:12.36)											
		200m											
		0:12.47											
		(0:12.47)											
												0:36.79	
Rank	TAB	Horse/Jockey	Barrier	Top Speed [km/h]	Fastest Section	Overall	1000m	800m	600m	400m	200m	Margin	Distance Travelled [m]
1	9	PUREZZA Anthony Allen	8	66.6 1000m	0:08.64 Overall	1:07.59 [1] (0:08.64)	0:58.95 [4] (0:11.06)	0:47.89 [3] (0:11.32)	0:36.57 [3] (0:11.83)	0:24.74 [2] (0:12.27)	0:12.47 [1] (0:12.47)	1:07.59	0:36.57
2	6	TOKYO BANDIT Jake Molloy	19	66.7 1000m	0:08.85 Overall	1:07.61 [2] (0:08.85)	0:58.76 [12] (0:11.22)	0:47.54 [8] (0:11.38)	0:36.16 [6] (0:11.87)	0:24.29 [6] (0:12.10)	0:12.19 [4] (0:12.19)	0.1L	0:36.16 +2
3	12	SILVANNA'S SONG Les Tilley	4	67.3 1000m	0:08.30 Overall	1:07.99 [3] (0:08.30)	0:59.69 [1] (0:10.99)	0:48.70 [1] (0:11.51)	0:37.19 [1] (0:12.08)	0:25.11 [3] (0:12.34)	0:12.77 [2] (0:12.77)	2.1L	0:37.19 -2
4	5	MORE MAX Karl Zechner	6	65.5 1000m	0:08.89 Overall	1:08.06 [4] (0:08.89)	0:59.17 [13] (0:11.42)	0:47.75 [13] (0:11.51)	0:36.24 [12] (0:12.11)	0:24.13 [11] (0:12.13)	0:12.00 [9] (0:12.00)	2.4L	0:36.24 -1
5	3	FOREBEARS Sariah Champkin	10	66.7 1000m	0:08.70 Overall	1:08.21 [5] (0:08.70)	0:59.51 [7] (0:11.16)	0:48.35 [5] (0:11.51)	0:36.84 [5] (0:11.84)	0:25.00 [5] (0:12.35)	0:12.65 [5] (0:12.65)	3.2L	0:36.84 -1
6	8	EYE WANTED Alisha Donald	3	65.4 1000m	0:08.41 Overall	1:08.35 [6] (0:08.41)	0:59.94 [2] (0:11.12)	0:48.82 [2] (0:11.49)	0:37.33 [2] (0:11.74)	0:25.59 [1] (0:12.49)	0:13.10 [3] (0:13.10)	4L	0:37.33 -5
7	10	RED HOT LOVE Shannon Apthorpe	7	66.3 800m	0:08.77 Overall	1:08.60 [7] (0:08.77)	0:59.83 [10] (0:11.23)	0:48.60 [7] (0:11.47)	0:37.13 [7] (0:12.28)	0:24.85 [9] (0:12.21)	0:12.64 [8] (0:12.64)	5.3L	0:37.13 +3
8	17	PEACH GALANTES Montanna Savva	2	65.2 1000m	0:08.50 Overall	1:08.61 [8] (0:08.50)	1:00.11 [3] (0:11.20)	0:48.91 [3] (0:11.50)	0:37.41 [4] (0:12.01)	0:25.40 [4] (0:12.51)	0:12.89 [6] (0:12.89)	5.4L	0:37.41 -6
9	7	WORTHY ESSGEE Olivia Webb	16	66.2 800m	0:08.83 Overall	1:08.76 [9] (0:08.83)	0:59.93 [11] (0:11.47)	0:48.46 [12] (0:11.45)	0:37.01 [11] (0:12.00)	0:25.01 [8] (0:12.37)	0:12.64 [10] (0:12.64)	6.2L	0:37.01 +8
10	19	ZESTY BOY Michael Murphy	1	64.8 1000m	0:08.74 Overall	1:08.88 [10] (0:08.74)	1:00.14 [8] (0:11.34)	0:48.80 [9] (0:11.59)	0:37.21 [9] (0:11.99)	0:25.22 [7] (0:12.29)	0:12.93 [7] (0:12.93)	6.7L	0:37.21 -5

Scratched: Roar Hide (#15), Fenton (#2), Full Cry (#4), Seiryu (#11), King Of The Jungle (#13), Geraldine's Wish (#14)



Toowoomba QLD Professional
 Race 5: TEDCREW Maiden Plate - 1100m
 30 September 2023 - 19:43



Track Rating: Good 4, Weather: Fine, Rail Position: +2m Entire

Section		Overall	1000m	800m	600m	400m	200m	Last 600m					
Field Times		1:07.59 (0:08.30)	0:59.29 (0:10.99)	0:48.30 (0:11.51)	0:36.79 (0:11.96)	0:24.83 (0:12.36)	0:12.47 (0:12.47)	0:36.79					
Rank	TAB Horse/Jockey	Barrier	Top Speed [km/h]	Fastest Section	Margin							Distance Travelled [m]	
11	20 TWO TIME GIRL Leeanne McCoy	5	63.8 800m	0:08.90 Overall	1:09.04 [11] (0:08.90)	1:00.14 [14] (0:11.50)	0:48.64 [14] (0:11.48)	0:37.16 [13] (0:12.12)	0:25.04 [12] (0:12.40)	0:12.64 [11] (0:12.64)	7.5L	0:37.16	-7
12	16 OSCAR THE THIRD Chris Whiteley	15	64.4 1000m	0:08.76 Overall	1:09.09 [12] (0:08.76)	1:00.33 [9] (0:11.53)	0:48.80 [11] (0:11.61)	0:37.19 [14] (0:12.42)	0:24.77 [13] (0:12.23)	0:12.54 [12] (0:12.54)	7.7L	0:37.19	+7
13	18 INCA ROSE Tahlia Fenlon	9	65.7 1000m	0:08.64 Overall	1:10.42 [13] (0:08.64)	1:01.78 [5] (0:11.28)	0:50.50 [6] (0:11.60)	0:38.90 [8] (0:12.39)	0:26.51 [10] (0:12.69)	0:13.82 [13] (0:13.82)	15.5L	0:38.90	+5
14	1 EXPEDIENT CHOICE Kenji Yoshida	13	65.0 1000m	0:08.65 Overall	1:11.49 [14] (0:08.65)	1:02.84 [6] (0:11.48)	0:51.36 [10] (0:11.60)	0:39.76 [10] (0:12.62)	0:27.14 [14] (0:13.47)	0:13.67 [14] (0:13.67)	21.8L	0:39.76	+2

Scratched: Roar Hide (#15), Fenton (#2), Full Cry (#4), Seiryu (#11), King Of The Jungle (#13), Geraldine's Wish (#14)

[] Ranking at each section and finish
 -:-:- No data available at this section
 NA No data available

SCN Saddle cloth number
 DNF Did not finish
 DNT Did not track



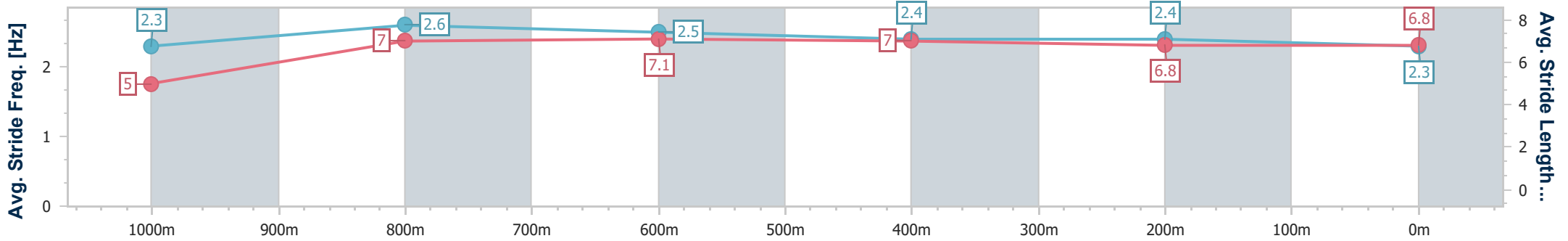
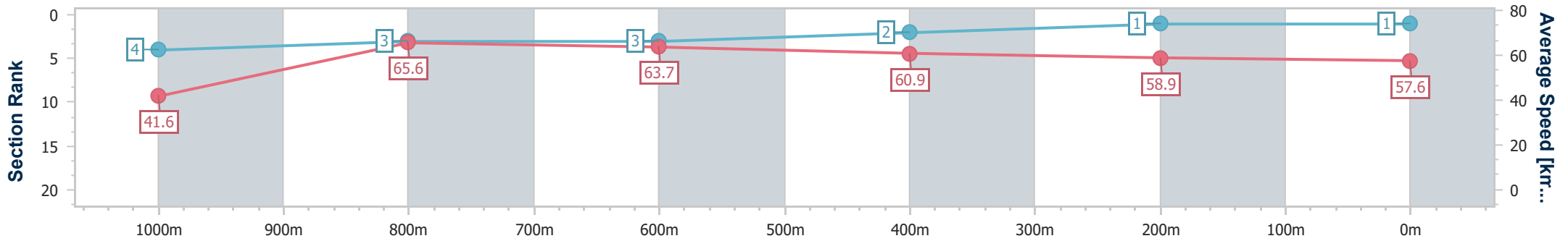
Horse/Jockey Name	Purezza
Final Rank	1
Fastest Section Time (Section)	0:08.64 (Overall)
Top Speed [km/h] (Section)	66.6 (1000m)
Race State	Finished



Toowoomba QLD Professional
 Race 5: TEDCREW Maiden Plate - 1100m
 30 September 2023 - 19:43
 Track Rating: Good 4, Weather: Fine, Rail Position: +2m Entire



Section	Overall	1000m	800m	600m	400m	200m
Section Times	1:07.59 [1] (0:08.64)	0:58.95 [4] (0:11.06)	0:47.89 [3] (0:11.32)	0:36.57 [3] (0:11.83)	0:24.74 [2] (0:12.27)	0:12.47 [1] (0:12.47)
Average Speed [km/h]	41.6	65.6	63.7	60.9	58.9	57.6
Top Speed [km/h]	63.2	66.6	65.2	62.2	60.1	58.1
Avg. Dist. to Rail [m]	7.4	2.6	0.6	0.3	1.4	0.8
Avg. Stride Freq. [Hz]	2.3	2.6	2.5	2.4	2.4	2.3
Avg. Stride Length [m]	5.0	7.0	7.1	7.0	6.8	6.8



- [] Ranking at each section and finish
- .-.- No data available at this section
- NA No data available



Horse/Jockey Name	Tokyo Bandit
Final Rank	2
Fastest Section Time (Section)	0:08.85 (Overall)
Top Speed [km/h] (Section)	66.7 (1000m)
Race State	Finished



Toowoomba QLD Professional

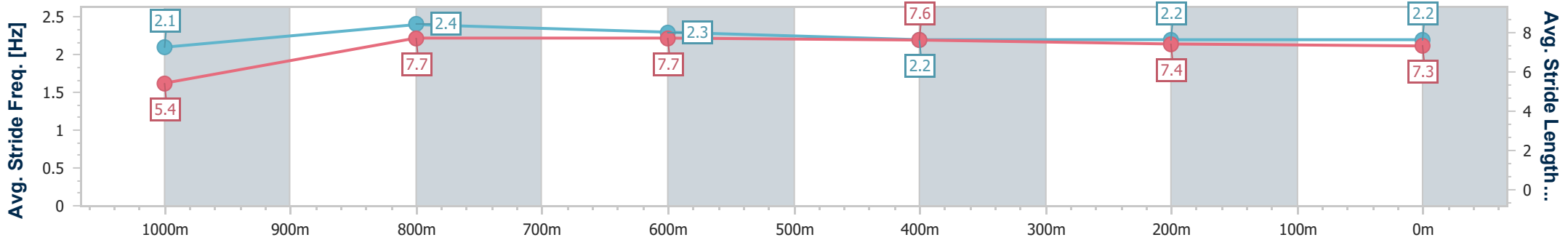
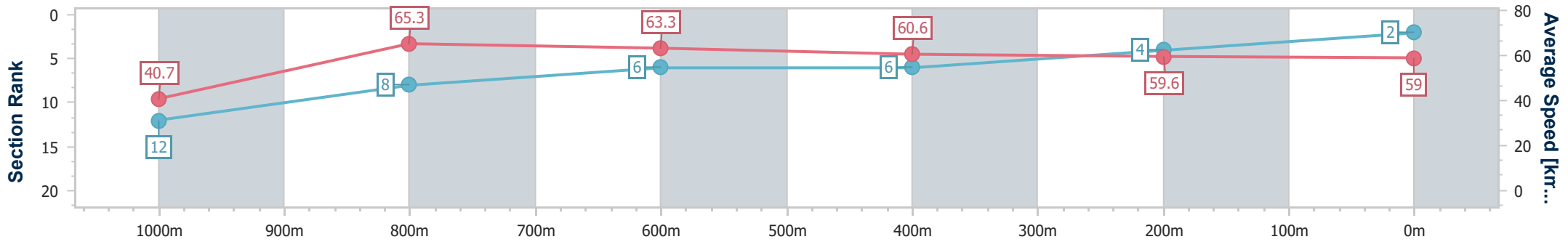
Race 5: TEDCREW Maiden Plate - 1100m

30 September 2023 - 19:43



Track Rating: Good 4, Weather: Fine, Rail Position: +2m Entire

Section	Overall	1000m	800m	600m	400m	200m
Section Times	1:07.61 [2] (0:08.85)	0:58.76 [12] (0:11.22)	0:47.54 [8] (0:11.38)	0:36.16 [6] (0:11.87)	0:24.29 [6] (0:12.10)	0:12.19 [4] (0:12.19)
Average Speed [km/h]	40.7	65.3	63.3	60.6	59.6	59.0
Top Speed [km/h]	63.5	66.7	64.2	62.5	60.4	60.0
Avg. Dist. to Rail [m]	11.3	6.0	0.6	0.2	1.2	1.8
Avg. Stride Freq. [Hz]	2.1	2.4	2.3	2.2	2.2	2.2
Avg. Stride Length [m]	5.4	7.7	7.7	7.6	7.4	7.3



- [] Ranking at each section and finish
- .-.- No data available at this section
- NA No data available



Horse/Jockey Name	Silvanna's Song
Final Rank	3
Fastest Section Time (Section)	0:08.30 (Overall)
Top Speed [km/h] (Section)	67.3 (1000m)
Race State	Finished



Toowoomba QLD Professional

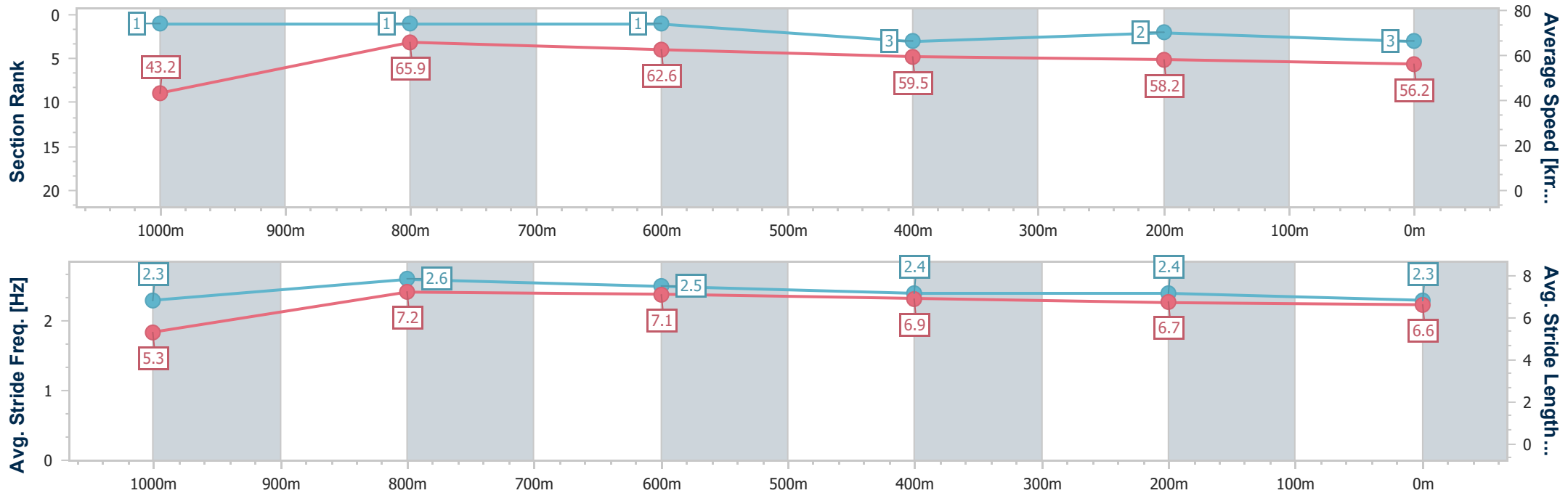
Race 5: TEDCREW Maiden Plate - 1100m

30 September 2023 - 19:43

Track Rating: Good 4, Weather: Fine, Rail Position: +2m Entire



Section	Overall	1000m	800m	600m	400m	200m
Section Times	1:07.99 [3] (0:08.30)	0:59.69 [1] (0:10.99)	0:48.70 [1] (0:11.51)	0:37.19 [1] (0:12.08)	0:25.11 [3] (0:12.34)	0:12.77 [2] (0:12.77)
Average Speed [km/h]	43.2	65.9	62.6	59.5	58.2	56.2
Top Speed [km/h]	64.0	67.3	64.9	62.1	59.3	58.7
Avg. Dist. to Rail [m]	4.4	2.5	0.6	0.6	0.7	1.7
Avg. Stride Freq. [Hz]	2.3	2.6	2.5	2.4	2.4	2.3
Avg. Stride Length [m]	5.3	7.2	7.1	6.9	6.7	6.6



- [] Ranking at each section and finish
- .-.- No data available at this section
- NA No data available



Horse/Jockey Name	More Max
Final Rank	4
Fastest Section Time (Section)	0:08.89 (Overall)
Top Speed [km/h] (Section)	65.5 (1000m)
Race State	Finished



Toowoomba QLD Professional

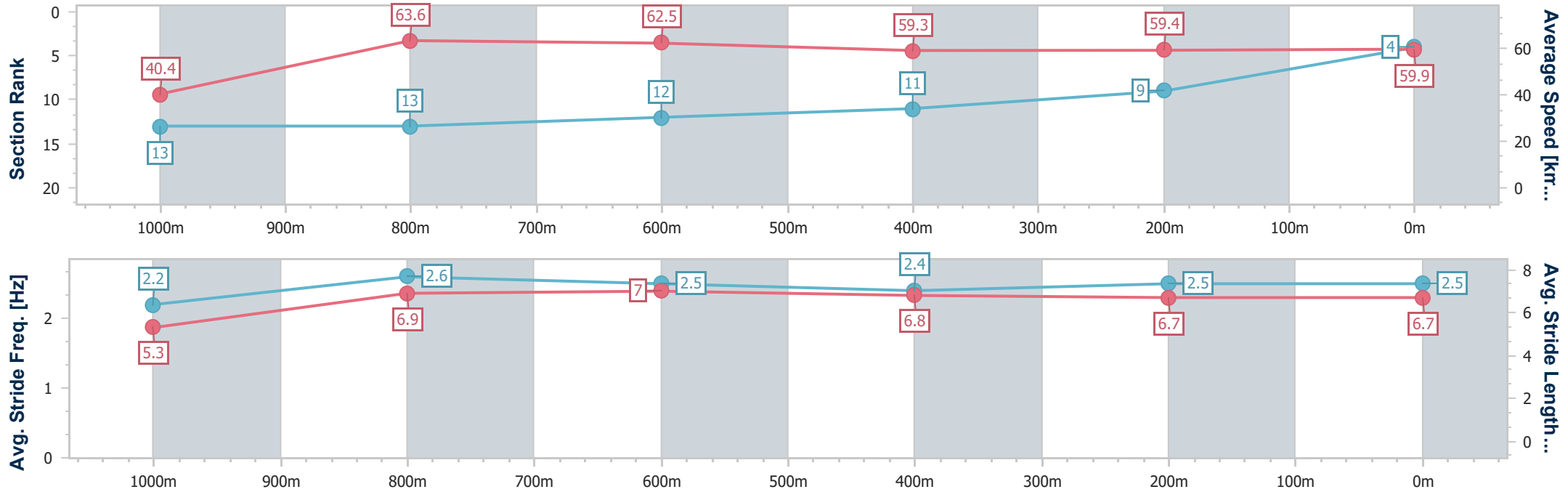
Race 5: TEDCREW Maiden Plate - 1100m

30 September 2023 - 19:43

Track Rating: Good 4, Weather: Fine, Rail Position: +2m Entire



Section	Overall	1000m	800m	600m	400m	200m
Section Times	1:08.06 [4] (0:08.89)	0:59.17 [13] (0:11.42)	0:47.75 [13] (0:11.51)	0:36.24 [12] (0:12.11)	0:24.13 [11] (0:12.13)	0:12.00 [9] (0:12.00)
Average Speed [km/h]	40.4	63.6	62.5	59.3	59.4	59.9
Top Speed [km/h]	59.5	65.5	64.4	60.9	60.7	60.9
Avg. Dist. to Rail [m]	5.6	2.5	0.4	0.5	1.5	4.7
Avg. Stride Freq. [Hz]	2.2	2.6	2.5	2.4	2.5	2.5
Avg. Stride Length [m]	5.3	6.9	7.0	6.8	6.7	6.7



- [] Ranking at each section and finish
- .-.- No data available at this section
- NA No data available



Horse/Jockey Name	Forebears
Final Rank	5
Fastest Section Time (Section)	0:08.70 (Overall)
Top Speed [km/h] (Section)	66.7 (1000m)
Race State	Finished



Toowoomba QLD Professional

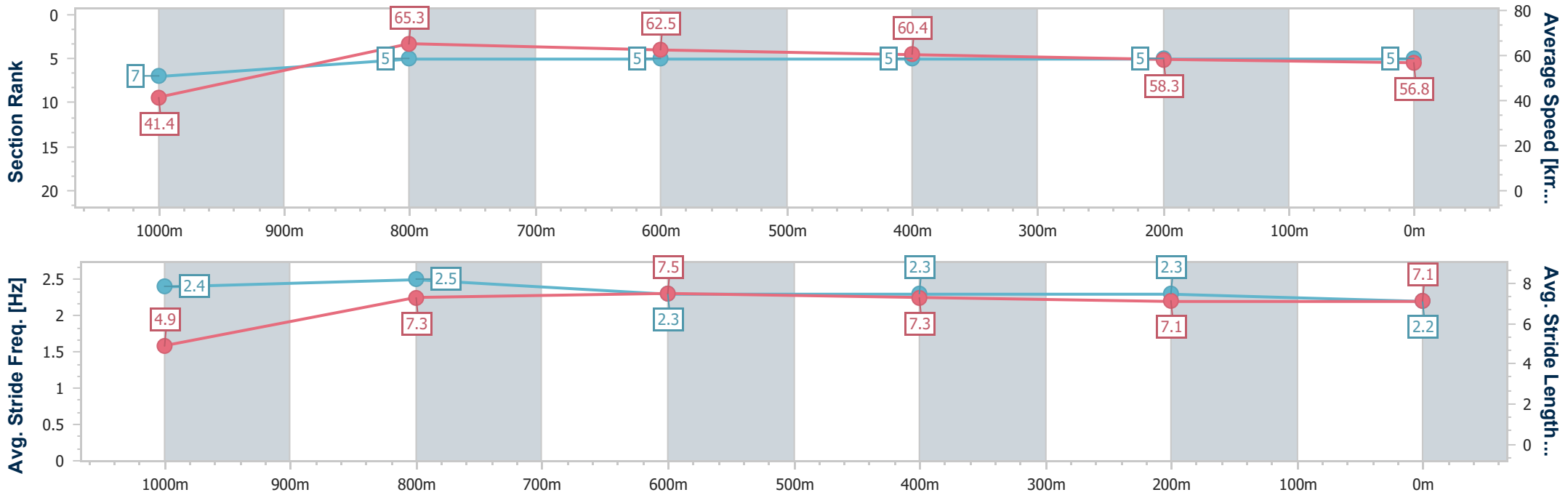
Race 5: TEDCREW Maiden Plate - 1100m

30 September 2023 - 19:43



Track Rating: Good 4, Weather: Fine, Rail Position: +2m Entire

Section	Overall	1000m	800m	600m	400m	200m
Section Times	1:08.21 [5] (0:08.70)	0:59.51 [7] (0:11.16)	0:48.35 [5] (0:11.51)	0:36.84 [5] (0:11.84)	0:25.00 [5] (0:12.35)	0:12.65 [5] (0:12.65)
Average Speed [km/h]	41.4	65.3	62.5	60.4	58.3	56.8
Top Speed [km/h]	62.3	66.7	64.2	62.4	60.1	57.6
Avg. Dist. to Rail [m]	9.2	4.2	0.6	1.1	0.8	0.4
Avg. Stride Freq. [Hz]	2.4	2.5	2.3	2.3	2.3	2.2
Avg. Stride Length [m]	4.9	7.3	7.5	7.3	7.1	7.1



- [] Ranking at each section and finish
- .-.-.- No data available at this section
- NA No data available



Horse/Jockey Name	Eye Wanted
Final Rank	6
Fastest Section Time (Section)	0:08.41 (Overall)
Top Speed [km/h] (Section)	65.4 (1000m)
Race State	Finished



Toowoomba QLD Professional

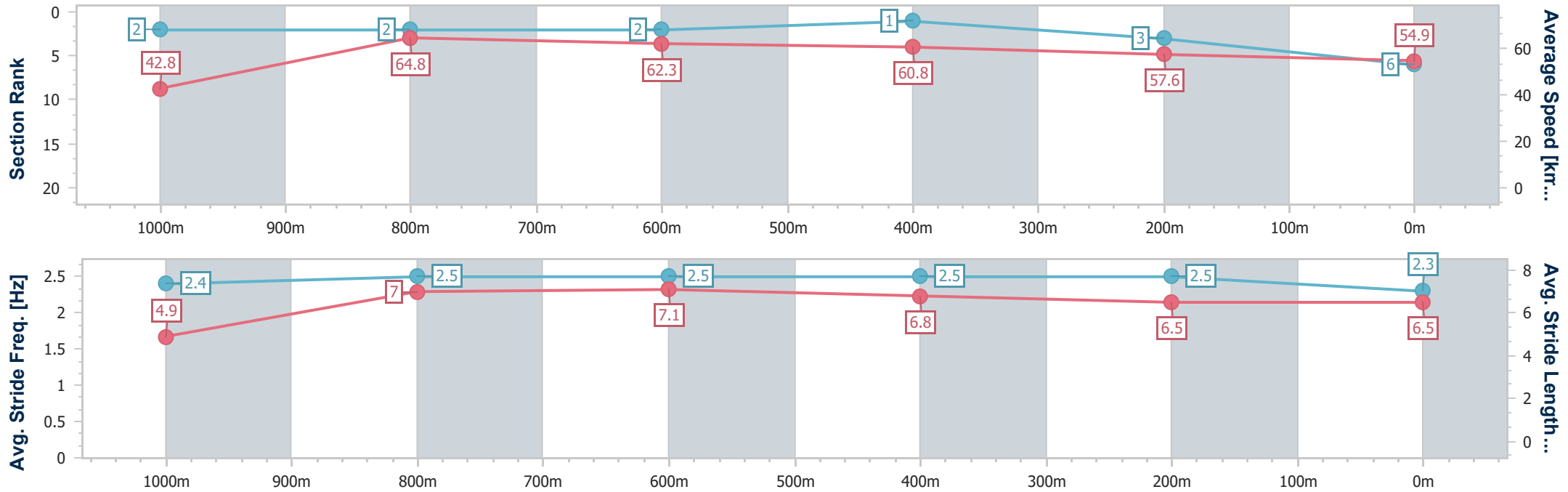
Race 5: TEDCREW Maiden Plate - 1100m

30 September 2023 - 19:43



Track Rating: Good 4, Weather: Fine, Rail Position: +2m Entire

Section	Overall	1000m	800m	600m	400m	200m
Section Times	1:08.35 [6] (0:08.41)	0:59.94 [2] (0:11.12)	0:48.82 [2] (0:11.49)	0:37.33 [2] (0:11.74)	0:25.59 [1] (0:12.49)	0:13.10 [3] (0:13.10)
Average Speed [km/h]	42.8	64.8	62.3	60.8	57.6	54.9
Top Speed [km/h]	63.8	65.4	64.4	62.4	59.4	56.4
Avg. Dist. to Rail [m]	3.9	1.3	1.5	1.7	1.0	2.0
Avg. Stride Freq. [Hz]	2.4	2.5	2.5	2.5	2.5	2.3
Avg. Stride Length [m]	4.9	7.0	7.1	6.8	6.5	6.5



- [] Ranking at each section and finish
- .-.- No data available at this section
- NA No data available



Horse/Jockey Name	Red Hot Love
Final Rank	7
Fastest Section Time (Section)	0:08.77 (Overall)
Top Speed [km/h] (Section)	66.3 (800m)
Race State	Finished



Toowoomba QLD Professional

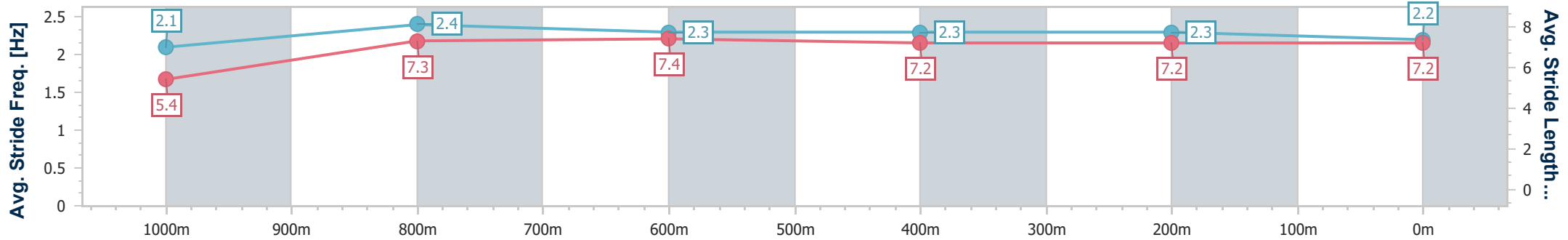
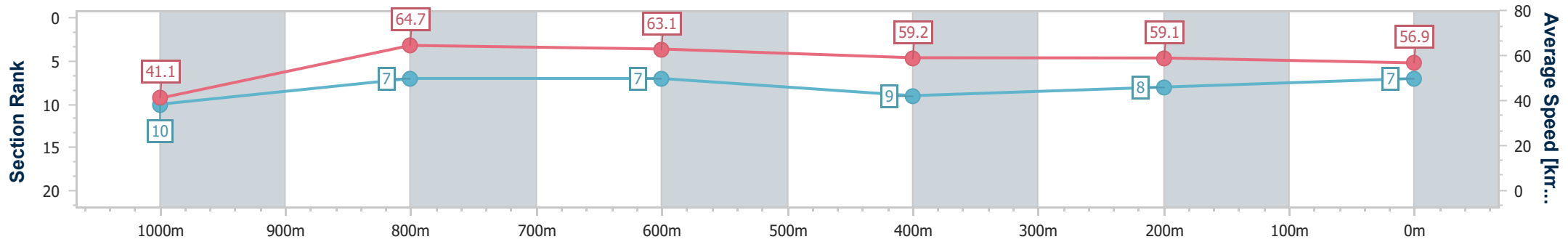
Race 5: TEDCREW Maiden Plate - 1100m

30 September 2023 - 19:43



Track Rating: Good 4, Weather: Fine, Rail Position: +2m Entire

Section	Overall	1000m	800m	600m	400m	200m
Section Times	1:08.60 [7] (0:08.77)	0:59.83 [10] (0:11.23)	0:48.60 [7] (0:11.47)	0:37.13 [7] (0:12.28)	0:24.85 [9] (0:12.21)	0:12.64 [8] (0:12.64)
Average Speed [km/h]	41.1	64.7	63.1	59.2	59.1	56.9
Top Speed [km/h]	62.1	65.9	66.3	60.9	60.3	57.5
Avg. Dist. to Rail [m]	7.4	2.8	1.6	1.7	1.3	1.5
Avg. Stride Freq. [Hz]	2.1	2.4	2.3	2.3	2.3	2.2
Avg. Stride Length [m]	5.4	7.3	7.4	7.2	7.2	7.2



- [] Ranking at each section and finish
- .-.- No data available at this section
- NA No data available



Horse/Jockey Name	Peach Galantes
Final Rank	8
Fastest Section Time (Section)	0:08.50 (Overall)
Top Speed [km/h] (Section)	65.2 (1000m)
Race State	Finished



Toowoomba QLD Professional

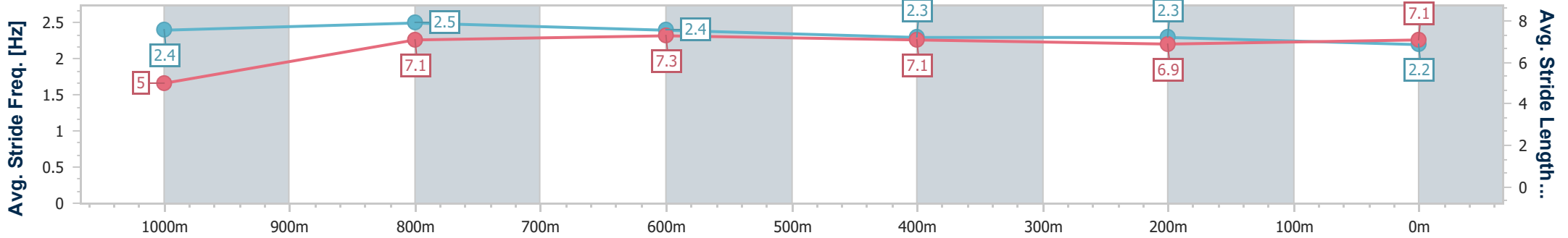
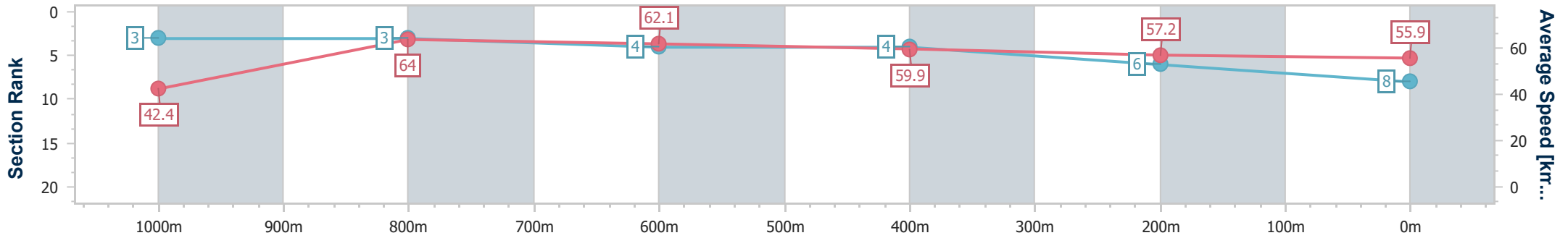
Race 5: TEDCREW Maiden Plate - 1100m

30 September 2023 - 19:43



Track Rating: Good 4, Weather: Fine, Rail Position: +2m Entire

Section	Overall	1000m	800m	600m	400m	200m
Section Times	1:08.61 [8] (0:08.50)	1:00.11 [3] (0:11.20)	0:48.91 [3] (0:11.50)	0:37.41 [4] (0:12.01)	0:25.40 [4] (0:12.51)	0:12.89 [6] (0:12.89)
Average Speed [km/h]	42.4	64.0	62.1	59.9	57.2	55.9
Top Speed [km/h]	62.5	65.2	64.9	61.9	58.9	57.1
Avg. Dist. to Rail [m]	2.3	1.2	1.5	0.5	1.5	1.0
Avg. Stride Freq. [Hz]	2.4	2.5	2.4	2.3	2.3	2.2
Avg. Stride Length [m]	5.0	7.1	7.3	7.1	6.9	7.1



- [] Ranking at each section and finish
- .-.-.- No data available at this section
- NA No data available



Horse/Jockey Name	Worthy Essgee
Final Rank	9
Fastest Section Time (Section)	0:08.83 (Overall)
Top Speed [km/h] (Section)	66.2 (800m)
Race State	Finished



Toowoomba QLD Professional

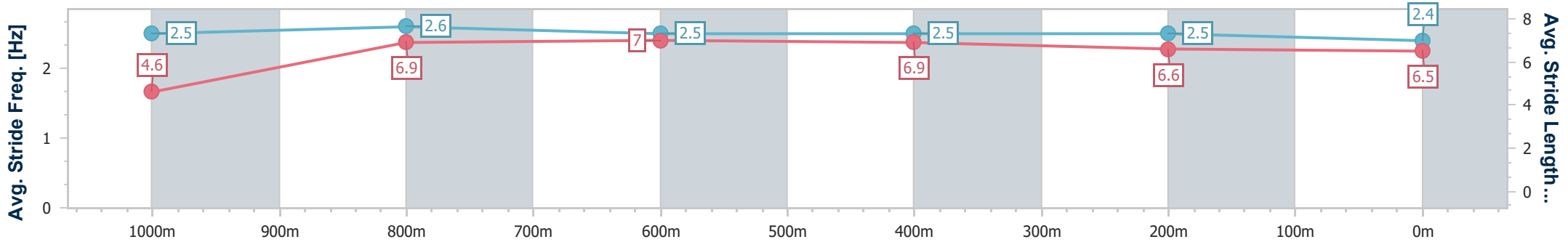
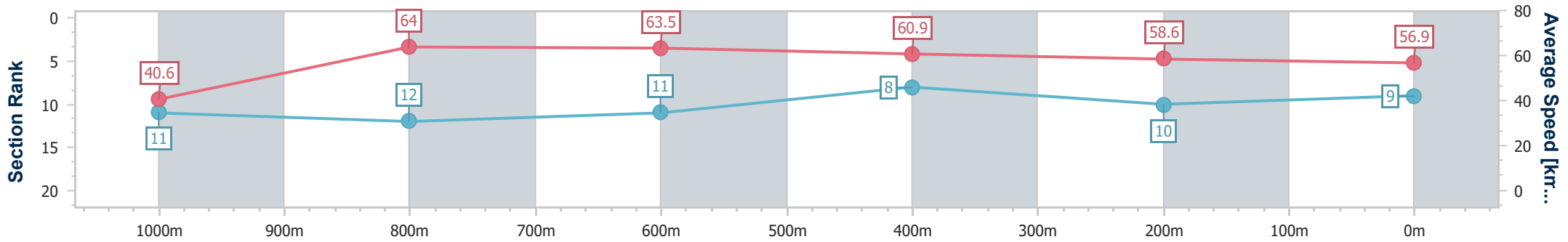
Race 5: TEDCREW Maiden Plate - 1100m

30 September 2023 - 19:43



Track Rating: Good 4, Weather: Fine, Rail Position: +2m Entire

Section	Overall	1000m	800m	600m	400m	200m
Section Times	1:08.76 [9] (0:08.83)	0:59.93 [11] (0:11.47)	0:48.46 [12] (0:11.45)	0:37.01 [11] (0:12.00)	0:25.01 [8] (0:12.37)	0:12.64 [10]
Average Speed [km/h]	40.6	64.0	63.5	60.9	58.6	56.9
Top Speed [km/h]	62.8	65.3	66.2	62.3	59.8	58.1
Avg. Dist. to Rail [m]	11.3	6.1	3.2	3.0	2.6	4.2
Avg. Stride Freq. [Hz]	2.5	2.6	2.5	2.5	2.5	2.4
Avg. Stride Length [m]	4.6	6.9	7.0	6.9	6.6	6.5



- [] Ranking at each section and finish
- .-.- No data available at this section
- NA No data available



Horse/Jockey Name	Zesty Boy
Final Rank	10
Fastest Section Time (Section)	0:08.74 (Overall)
Top Speed [km/h] (Section)	64.8 (1000m)
Race State	Finished



Toowoomba QLD Professional

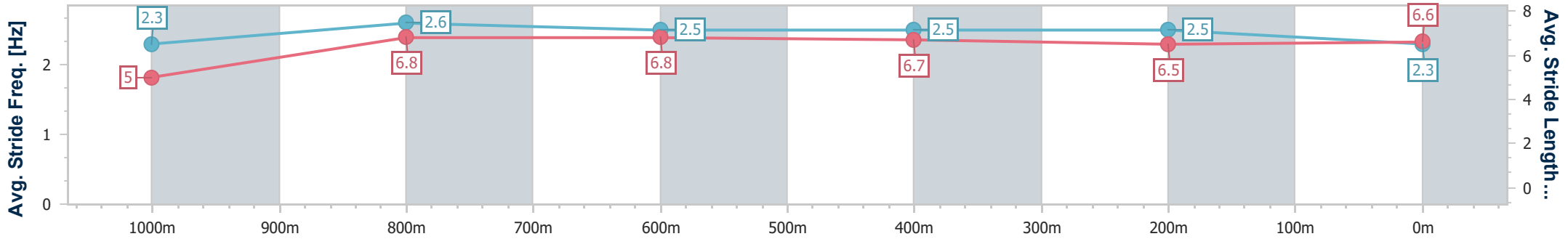
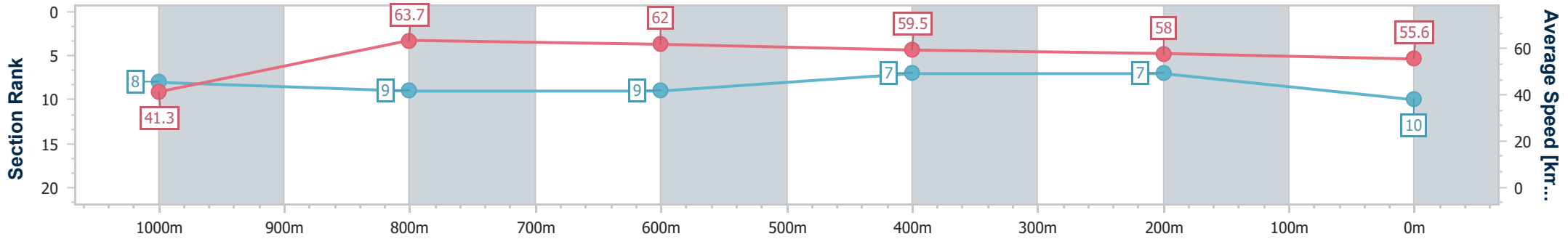
Race 5: TEDCREW Maiden Plate - 1100m

30 September 2023 - 19:43



Track Rating: Good 4, Weather: Fine, Rail Position: +2m Entire

Section	Overall	1000m	800m	600m	400m	200m
Section Times	1:08.88 [10] (0:08.74)	1:00.14 [8] (0:11.34)	0:48.80 [9] (0:11.59)	0:37.21 [9] (0:11.99)	0:25.22 [7] (0:12.29)	0:12.93 [7] (0:12.93)
Average Speed [km/h]	41.3	63.7	62.0	59.5	58.0	55.6
Top Speed [km/h]	60.9	64.8	64.1	60.6	59.6	57.7
Avg. Dist. to Rail [m]	3.4	1.4	0.5	1.7	2.0	0.8
Avg. Stride Freq. [Hz]	2.3	2.6	2.5	2.5	2.5	2.3
Avg. Stride Length [m]	5.0	6.8	6.8	6.7	6.5	6.6



- [] Ranking at each section and finish
- .-.- No data available at this section
- NA No data available



Horse/Jockey Name	Two Time Girl
Final Rank	11
Fastest Section Time (Section)	0:08.90 (Overall)
Top Speed [km/h] (Section)	63.8 (800m)
Race State	Finished



Toowoomba QLD Professional

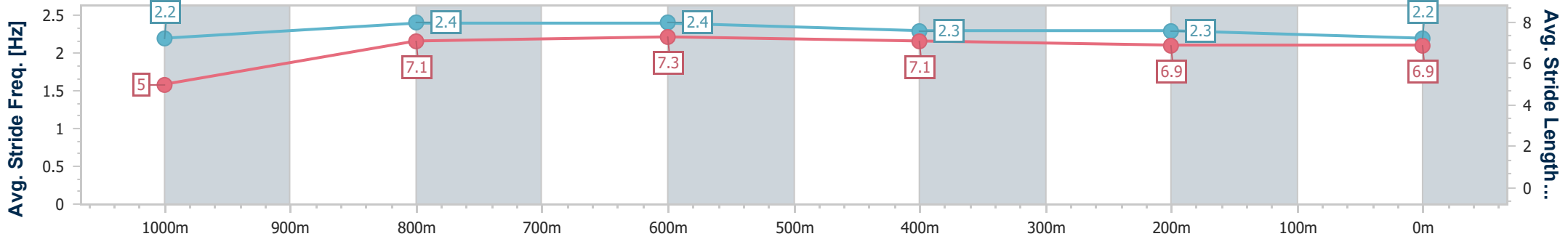
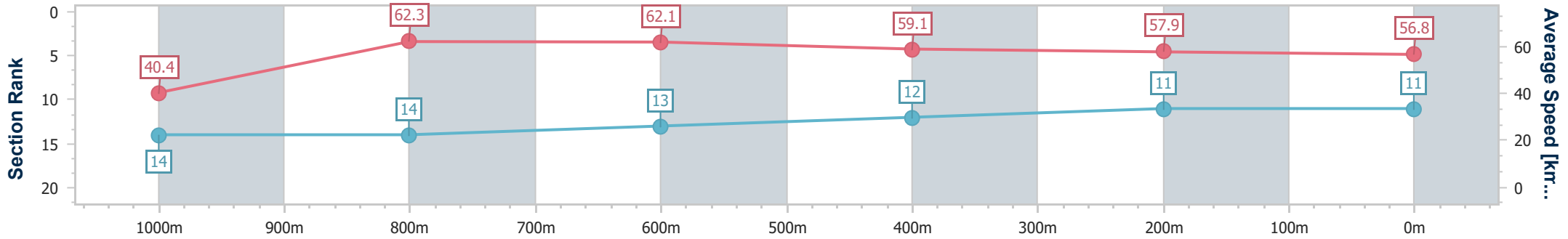
Race 5: TEDCREW Maiden Plate - 1100m

30 September 2023 - 19:43



Track Rating: Good 4, Weather: Fine, Rail Position: +2m Entire

Section	Overall	1000m	800m	600m	400m	200m
Section Times	1:09.04 [11] (0:08.90)	1:00.14 [14] (0:11.50)	0:48.64 [14] (0:11.48)	0:37.16 [13] (0:12.12)	0:25.04 [12] (0:12.40)	0:12.64 [11] (0:12.64)
Average Speed [km/h]	40.4	62.3	62.1	59.1	57.9	56.8
Top Speed [km/h]	60.4	63.7	63.8	60.6	58.8	57.7
Avg. Dist. to Rail [m]	2.4	1.2	2.0	1.3	0.8	1.5
Avg. Stride Freq. [Hz]	2.2	2.4	2.4	2.3	2.3	2.2
Avg. Stride Length [m]	5.0	7.1	7.3	7.1	6.9	6.9



- [] Ranking at each section and finish
- .-.-.- No data available at this section
- NA No data available



Horse/Jockey Name	Oscar The Third
Final Rank	12
Fastest Section Time (Section)	0:08.76 (Overall)
Top Speed [km/h] (Section)	64.4 (1000m)
Race State	Finished



Toowoomba QLD Professional

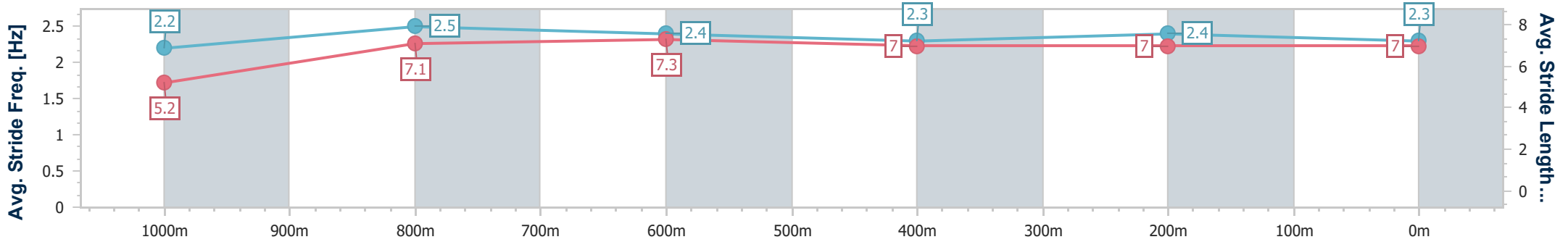
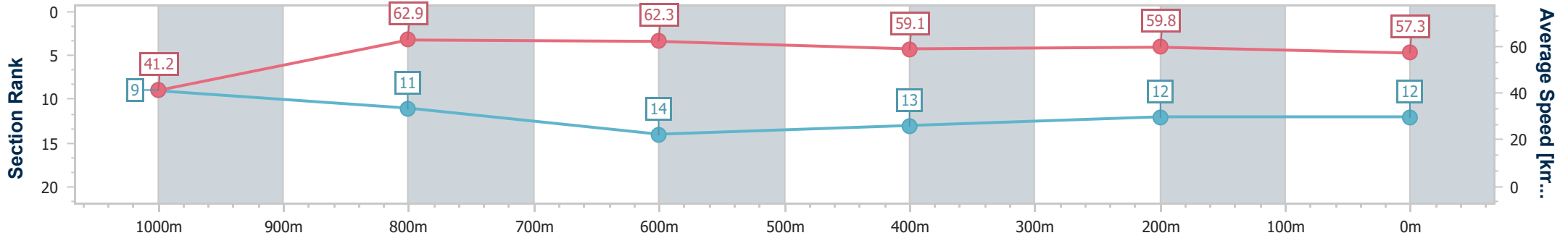
Race 5: TEDCREW Maiden Plate - 1100m

30 September 2023 - 19:43



Track Rating: Good 4, Weather: Fine, Rail Position: +2m Entire

Section	Overall	1000m	800m	600m	400m	200m
Section Times	1:09.09 [12] (0:08.76)	1:00.33 [9] (0:11.53)	0:48.80 [11] (0:11.61)	0:37.19 [14] (0:12.42)	0:24.77 [13] (0:12.23)	0:12.54 [12] (0:12.54)
Average Speed [km/h]	41.2	62.9	62.3	59.1	59.8	57.3
Top Speed [km/h]	60.5	64.4	63.7	61.1	61.1	59.1
Avg. Dist. to Rail [m]	7.9	2.8	1.7	3.4	4.7	3.3
Avg. Stride Freq. [Hz]	2.2	2.5	2.4	2.3	2.4	2.3
Avg. Stride Length [m]	5.2	7.1	7.3	7.0	7.0	7.0



- [] Ranking at each section and finish
- .-.- No data available at this section
- NA No data available



Horse/Jockey Name	Inca Rose
Final Rank	13
Fastest Section Time (Section)	0:08.64 (Overall)
Top Speed [km/h] (Section)	65.7 (1000m)
Race State	Finished



Toowoomba QLD Professional

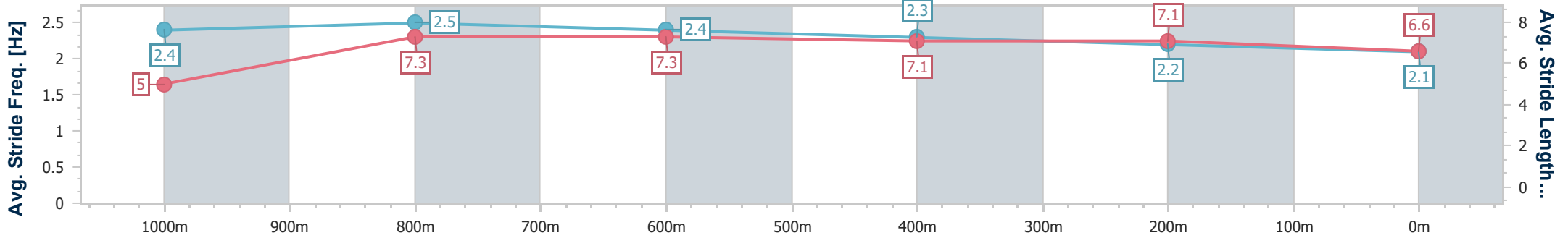
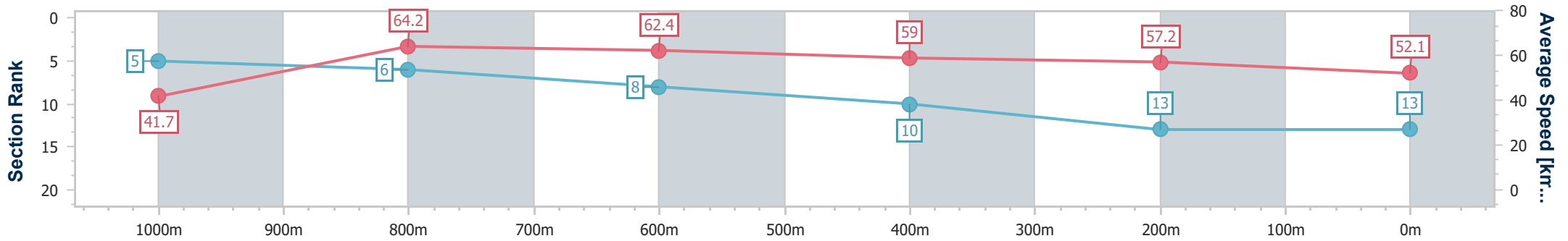
Race 5: TEDCREW Maiden Plate - 1100m

30 September 2023 - 19:43



Track Rating: Good 4, Weather: Fine, Rail Position: +2m Entire

Section	Overall	1000m	800m	600m	400m	200m
Section Times	1:10.42 [13] (0:08.64)	1:01.78 [5] (0:11.28)	0:50.50 [6] (0:11.60)	0:38.90 [8] (0:12.39)	0:26.51 [10] (0:12.69)	0:13.82 [13] (0:13.82)
Average Speed [km/h]	41.7	64.2	62.4	59.0	57.2	52.1
Top Speed [km/h]	61.6	65.7	64.2	61.5	58.7	57.5
Avg. Dist. to Rail [m]	5.7	1.5	2.3	3.0	2.6	0.8
Avg. Stride Freq. [Hz]	2.4	2.5	2.4	2.3	2.2	2.1
Avg. Stride Length [m]	5.0	7.3	7.3	7.1	7.1	6.6



- [] Ranking at each section and finish
- .-.- No data available at this section
- NA No data available



Horse/Jockey Name	Expedient Choice
Final Rank	14
Fastest Section Time (Section)	0:08.65 (Overall)
Top Speed [km/h] (Section)	65.0 (1000m)
Race State	Finished



Toowoomba QLD Professional

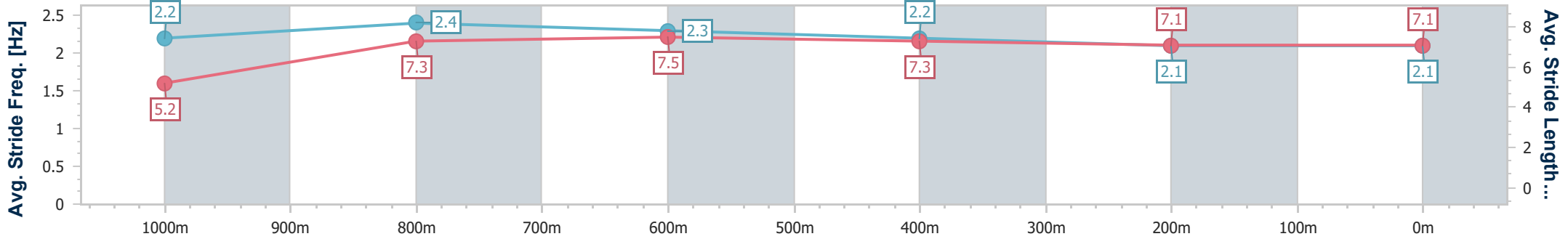
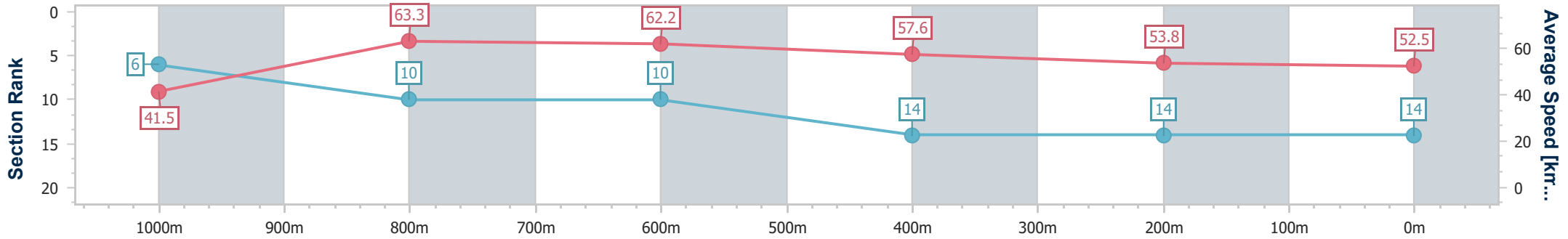
Race 5: TEDCREW Maiden Plate - 1100m

30 September 2023 - 19:43



Track Rating: Good 4, Weather: Fine, Rail Position: +2m Entire

Section	Overall	1000m	800m	600m	400m	200m
Section Times	1:11.49 [14] (0:08.65)	1:02.84 [6] (0:11.48)	0:51.36 [10] (0:11.60)	0:39.76 [10] (0:12.62)	0:27.14 [14] (0:13.47)	0:13.67 [14] (0:13.67)
Average Speed [km/h]	41.5	63.3	62.2	57.6	53.8	52.5
Top Speed [km/h]	61.7	65.0	63.8	60.8	55.9	53.6
Avg. Dist. to Rail [m]	8.2	3.5	0.8	1.8	2.1	3.0
Avg. Stride Freq. [Hz]	2.2	2.4	2.3	2.2	2.1	2.1
Avg. Stride Length [m]	5.2	7.3	7.5	7.3	7.1	7.1



- [] Ranking at each section and finish
- .-.-.- No data available at this section
- NA No data available