



Toowoomba QLD Professional

Race 1: VALE JACK ROSS BENCHMARK 62 Handicap - 1000m

30 September 2023 - 17:05



Track Rating: Good 4, Weather: Fine, Rail Position: +2m Entire

Section		Overall									Last 600m	
Field Times		0:59.51 (0:13.69)									0:34.58	
		800m			600m		400m		200m			
		0:45.82 (0:11.24)			0:34.58 (0:11.10)		0:23.48 (0:11.61)		0:11.87 (0:11.87)			
Rank	TAB Horse/Jockey	Barrier	Top Speed [km/h]	Fastest Section	Overall	800m	600m	400m	200m	Margin	Last 600m	Distance Travelled [m]
1	3 HUSSON'S REVENGE Alisha Donald	4	67.3 800m	0:10.88 800m	0:59.51 [1] (0:14.12)	0:45.39 [3] (0:10.88)	0:34.51 [2] (0:11.35)	0:23.16 [3] (0:11.40)	0:11.76 [2] (0:11.76)	0:59.51	0:34.51	
2	7 BRIGHT DAISY Jake Molloy	5	68.0 Overall	0:10.98 800m	0:59.54 [2] (0:14.41)	0:45.13 [5] (0:10.98)	0:34.15 [5] (0:11.07)	0:23.08 [4] (0:11.40)	0:11.68 [3] (0:11.68)	0.2L	0:34.15	-3
3	6 MONTANA LADY Chris Whiteley	7	69.9 800m	0:10.65 800m	0:59.67 [3] (0:14.28)	0:45.39 [4] (0:10.65)	0:34.74 [1] (0:11.10)	0:23.64 [1] (0:11.61)	0:12.03 [1] (0:12.03)	1L	0:34.74	+0
4	2 ORACOLO Les Tilley	9	70.5 Overall	0:10.90 800m	0:59.70 [4] (0:14.83)	0:44.87 [8] (0:10.90)	0:33.97 [8] (0:11.21)	0:22.76 [8] (0:11.18)	0:11.58 [7] (0:11.58)	1.2L	0:33.97	-3
5	8 ROWDASH Karl Zechner	6	68.2 800m	0:11.00 800m	0:59.92 [5] (0:14.53)	0:45.39 [7] (0:11.00)	0:34.39 [7] (0:11.13)	0:23.26 [6] (0:11.45)	0:11.81 [6] (0:11.81)	2.5L	0:34.39	+0
6	5 ORSETTO Sariah Champkin	2	66.2 800m	0:11.22 600m	1:00.06 [6] (0:14.07)	0:45.99 [2] (0:11.24)	0:34.75 [4] (0:11.22)	0:23.53 [5] (0:11.55)	0:11.98 [5] (0:11.98)	3.3L	0:34.75	-2
7	9 VICEMAN Tahlia Fenlon	8	68.1 Overall	0:11.19 600m	1:00.17 [7] (0:13.69)	0:46.48 [1] (0:11.31)	0:35.17 [3] (0:11.19)	0:23.98 [2] (0:11.70)	0:12.28 [4] (0:12.28)	3.8L	0:35.17	+2
8	1 HARRYANDTHETIGER Shannon Apthorpe	3	66.4 800m	0:10.99 800m	1:00.52 [8] (0:14.47)	0:46.05 [6] (0:10.99)	0:35.06 [6] (0:11.31)	0:23.75 [7] (0:11.65)	0:12.10 [8] (0:12.10)	5.8L	0:35.06	-2

Scratched: Logan's Blade (#4), Better Than Roses (#13), The Orphan (#12), Archer's Game (#10), Verge (#11)

[] Ranking at each section and finish
 -:-:- No data available at this section
 NA No data available

SCN Saddle cloth number
 DNF Did not finish
 DNT Did not track



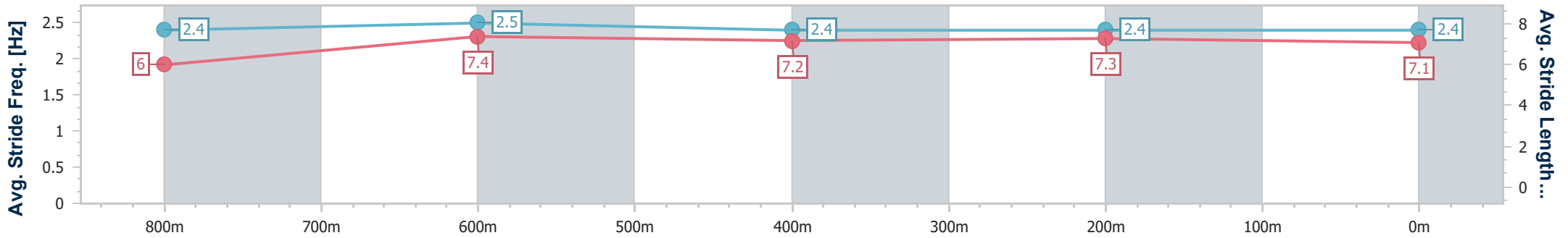
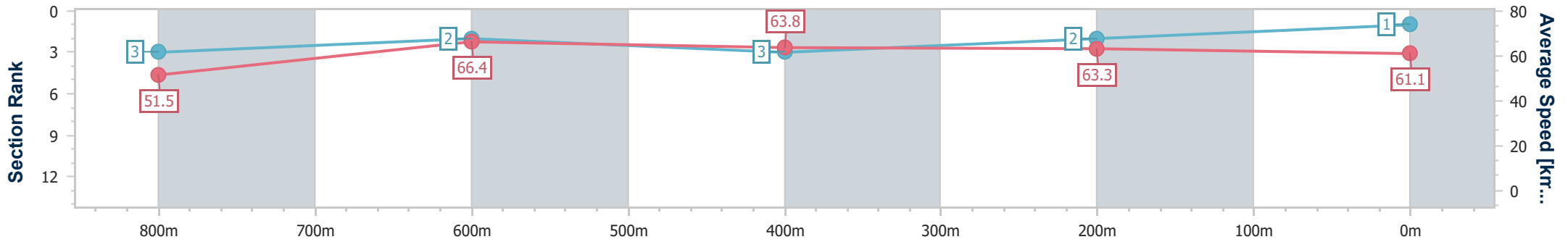
Horse/Jockey Name	Husson's Revenge
Final Rank	1
Fastest Section Time (Section)	0:10.88 (800m)
Top Speed [km/h] (Section)	67.3 (800m)
Race State	Finished



Toowoomba QLD Professional
 Race 1: VALE JACK ROSS BENCHMARK 62 Handicap - 1000m
 30 September 2023 - 17:05
 Track Rating: Good 4, Weather: Fine, Rail Position: +2m Entire



Section	Overall	800m	600m	400m	200m
Section Times	0:59.51 [1] (0:14.12)	0:45.39 [3] (0:10.88)	0:34.51 [2] (0:11.35)	0:23.16 [3] (0:11.40)	0:11.76 [2] (0:11.76)
Average Speed [km/h]	51.5	66.4	63.8	63.3	61.1
Top Speed [km/h]	65.4	67.3	65.9	64.9	62.0
Avg. Dist. to Rail [m]	5.3	1.2	1.0	1.0	3.3
Avg. Stride Freq. [Hz]	2.4	2.5	2.4	2.4	2.4
Avg. Stride Length [m]	6.0	7.4	7.2	7.3	7.1



- [] Ranking at each section and finish
- .-.- No data available at this section
- NA No data available



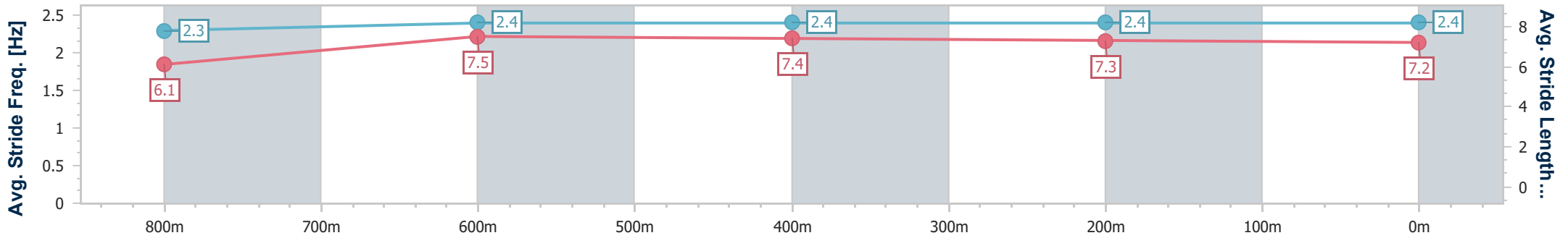
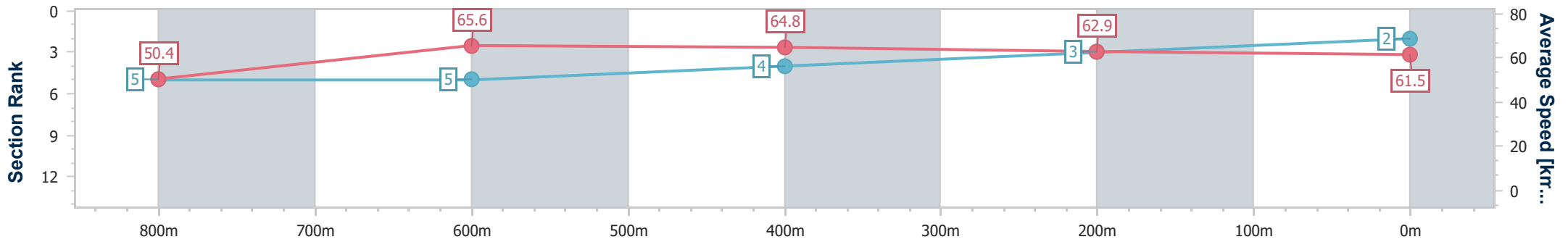
Horse/Jockey Name	Bright Daisy
Final Rank	2
Fastest Section Time (Section)	0:10.98 (800m)
Top Speed [km/h] (Section)	68.0 (Overall)
Race State	Finished



Toowoomba QLD Professional
 Race 1: VALE JACK ROSS BENCHMARK 62 Handicap - 1000m
 30 September 2023 - 17:05
 Track Rating: Good 4, Weather: Fine, Rail Position: +2m Entire



Section	Overall	800m	600m	400m	200m
Section Times	0:59.54 [2] (0:14.41)	0:45.13 [5] (0:10.98)	0:34.15 [5] (0:11.07)	0:23.08 [4] (0:11.40)	0:11.68 [3] (0:11.68)
Average Speed [km/h]	50.4	65.6	64.8	62.9	61.5
Top Speed [km/h]	68.0	68.0	66.6	63.6	62.9
Avg. Dist. to Rail [m]	4.1	0.4	0.6	0.9	2.4
Avg. Stride Freq. [Hz]	2.3	2.4	2.4	2.4	2.4
Avg. Stride Length [m]	6.1	7.5	7.4	7.3	7.2



- [] Ranking at each section and finish
- .-.- No data available at this section
- NA No data available



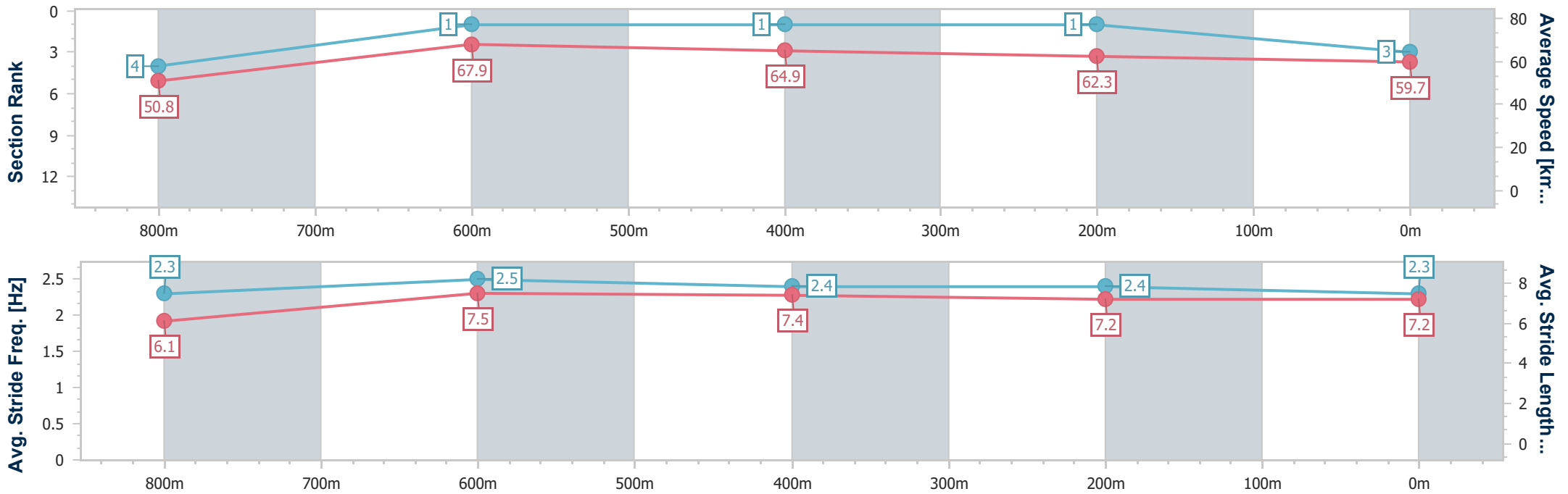
Horse/Jockey Name	Montana Lady
Final Rank	3
Fastest Section Time (Section)	0:10.65 (800m)
Top Speed [km/h] (Section)	69.9 (800m)
Race State	Finished



Toowoomba QLD Professional
 Race 1: VALE JACK ROSS BENCHMARK 62 Handicap - 1000m
 30 September 2023 - 17:05
 Track Rating: Good 4, Weather: Fine, Rail Position: +2m Entire



Section	Overall	800m	600m	400m	200m
Section Times	0:59.67 [3] (0:14.28)	0:45.39 [4] (0:10.65)	0:34.74 [1] (0:11.10)	0:23.64 [1] (0:11.61)	0:12.03 [1] (0:12.03)
Average Speed [km/h]	50.8	67.9	64.9	62.3	59.7
Top Speed [km/h]	69.5	69.9	67.5	64.8	61.2
Avg. Dist. to Rail [m]	5.5	2.3	0.6	1.7	1.9
Avg. Stride Freq. [Hz]	2.3	2.5	2.4	2.4	2.3
Avg. Stride Length [m]	6.1	7.5	7.4	7.2	7.2



- [] Ranking at each section and finish
- .-.- No data available at this section
- NA No data available



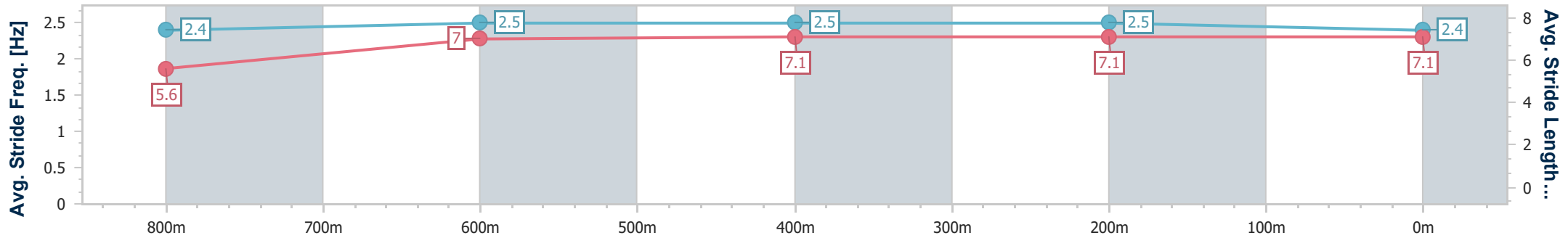
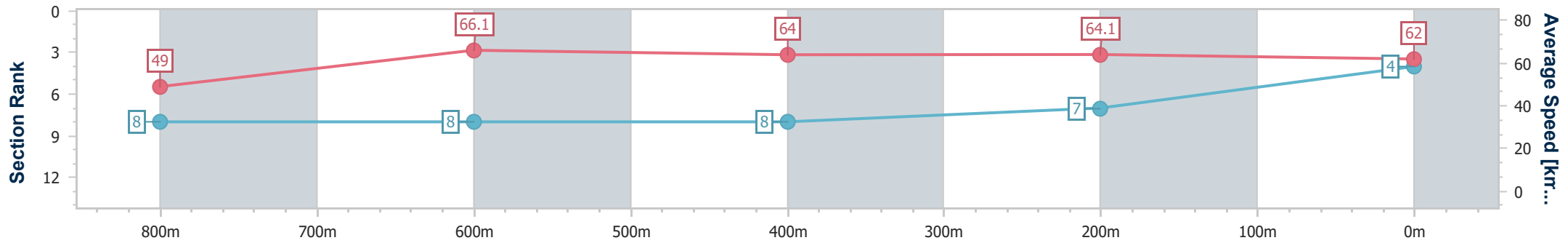
Horse/Jockey Name	Oracolo
Final Rank	4
Fastest Section Time (Section)	0:10.90 (800m)
Top Speed [km/h] (Section)	70.5 (Overall)
Race State	Finished



Toowoomba QLD Professional
 Race 1: VALE JACK ROSS BENCHMARK 62 Handicap - 1000m
 30 September 2023 - 17:05
 Track Rating: Good 4, Weather: Fine, Rail Position: +2m Entire



Section	Overall	800m	600m	400m	200m
Section Times	0:59.70 [4] (0:14.83)	0:44.87 [8] (0:10.90)	0:33.97 [8] (0:11.21)	0:22.76 [8] (0:11.18)	0:11.58 [7] (0:11.58)
Average Speed [km/h]	49.0	66.1	64.0	64.1	62.0
Top Speed [km/h]	70.5	67.9	64.7	64.7	63.8
Avg. Dist. to Rail [m]	6.9	0.5	1.0	1.2	2.3
Avg. Stride Freq. [Hz]	2.4	2.5	2.5	2.5	2.4
Avg. Stride Length [m]	5.6	7.0	7.1	7.1	7.1



- [] Ranking at each section and finish
- .-.- No data available at this section
- NA No data available



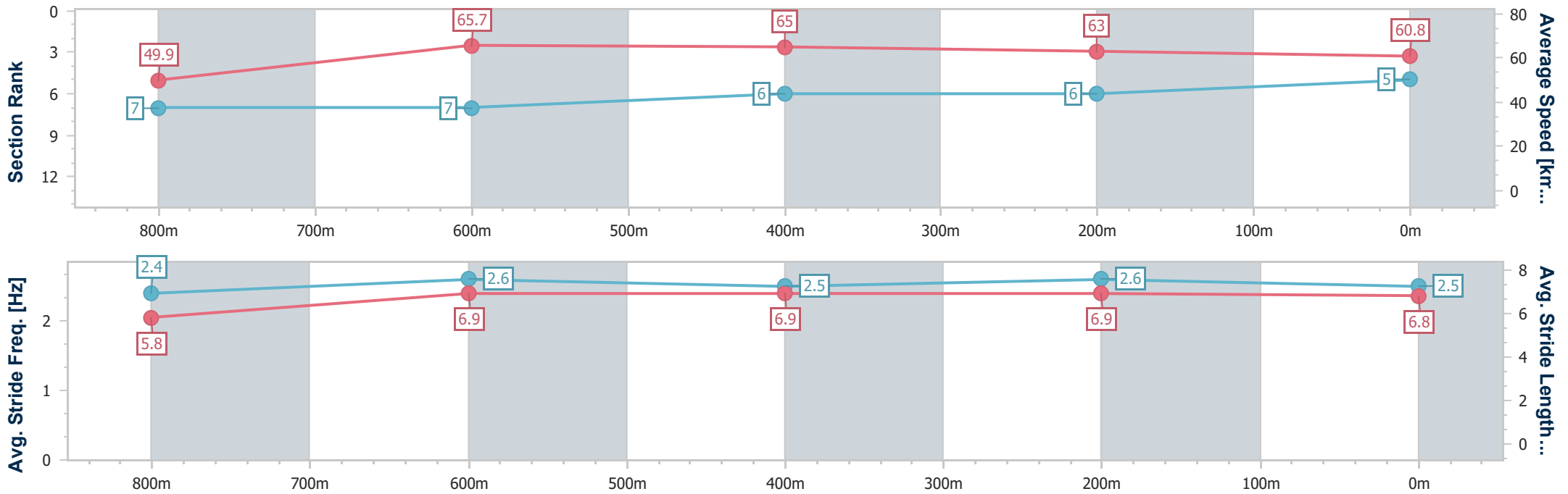
Horse/Jockey Name	Rowdash
Final Rank	5
Fastest Section Time (Section)	0:11.00 (800m)
Top Speed [km/h] (Section)	68.2 (800m)
Race State	Finished



Toowoomba QLD Professional
 Race 1: VALE JACK ROSS BENCHMARK 62 Handicap - 1000m
 30 September 2023 - 17:05
 Track Rating: Good 4, Weather: Fine, Rail Position: +2m Entire



Section	Overall	800m	600m	400m	200m
Section Times	0:59.92 [5] (0:14.53)	0:45.39 [7] (0:11.00)	0:34.39 [7] (0:11.13)	0:23.26 [6] (0:11.45)	0:11.81 [6] (0:11.81)
Average Speed [km/h]	49.9	65.7	65.0	63.0	60.8
Top Speed [km/h]	66.1	68.2	66.3	64.1	62.1
Avg. Dist. to Rail [m]	4.9	1.5	0.8	1.1	4.5
Avg. Stride Freq. [Hz]	2.4	2.6	2.5	2.6	2.5
Avg. Stride Length [m]	5.8	6.9	6.9	6.9	6.8



- [] Ranking at each section and finish
- .-.- No data available at this section
- NA No data available



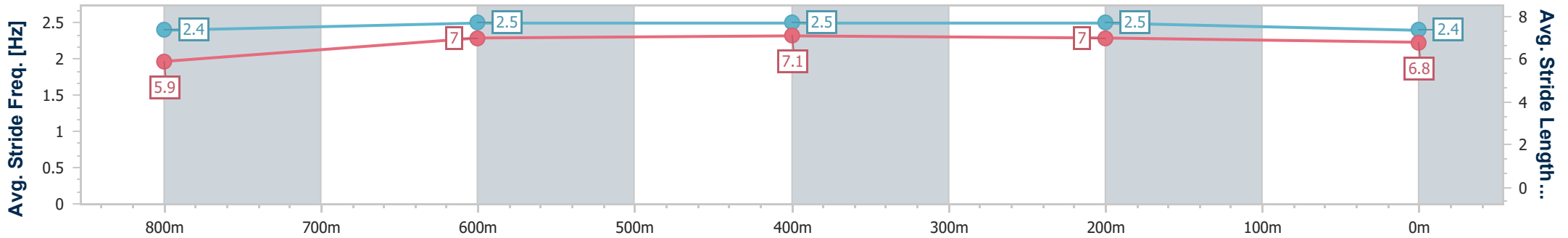
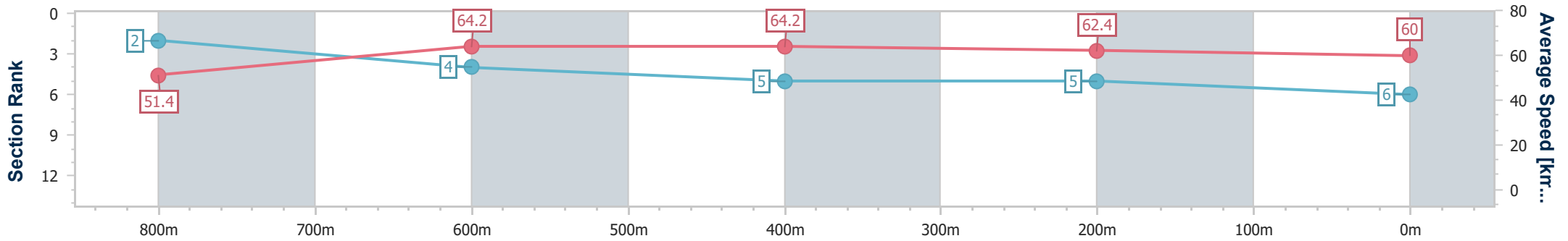
Horse/Jockey Name	Orsetto
Final Rank	6
Fastest Section Time (Section)	0:11.22 (600m)
Top Speed [km/h] (Section)	66.2 (800m)
Race State	Finished



Toowoomba QLD Professional
 Race 1: VALE JACK ROSS BENCHMARK 62 Handicap - 1000m
 30 September 2023 - 17:05
 Track Rating: Good 4, Weather: Fine, Rail Position: +2m Entire



Section	Overall	800m	600m	400m	200m
Section Times	1:00.06 [6] (0:14.07)	0:45.99 [2] (0:11.24)	0:34.75 [4] (0:11.22)	0:23.53 [5] (0:11.55)	0:11.98 [5] (0:11.98)
Average Speed [km/h]	51.4	64.2	64.2	62.4	60.0
Top Speed [km/h]	64.9	66.2	65.6	63.2	61.9
Avg. Dist. to Rail [m]	1.9	0.9	0.5	0.4	1.5
Avg. Stride Freq. [Hz]	2.4	2.5	2.5	2.5	2.4
Avg. Stride Length [m]	5.9	7.0	7.1	7.0	6.8



- [] Ranking at each section and finish
- .-.- No data available at this section
- NA No data available



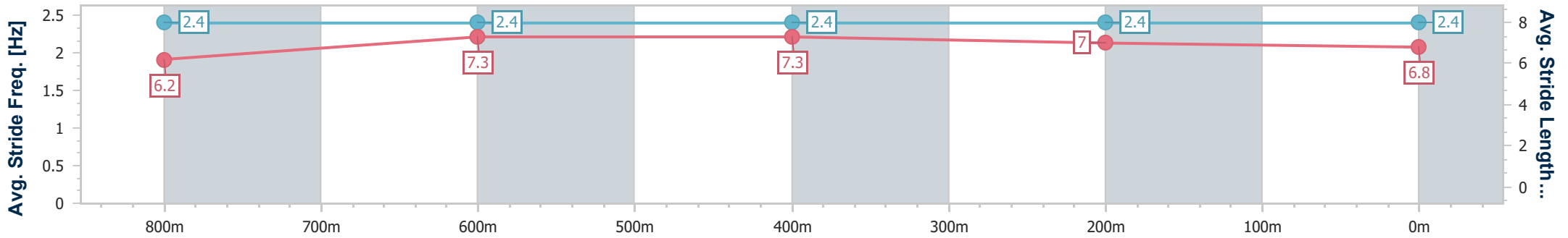
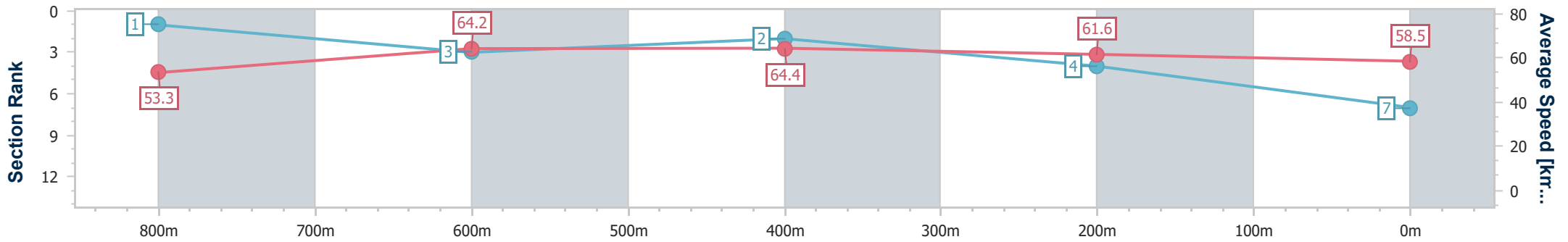
Horse/Jockey Name	Viceman
Final Rank	7
Fastest Section Time (Section)	0:11.19 (600m)
Top Speed [km/h] (Section)	68.1 (Overall)
Race State	Finished



Toowoomba QLD Professional
 Race 1: VALE JACK ROSS BENCHMARK 62 Handicap - 1000m
 30 September 2023 - 17:05
 Track Rating: Good 4, Weather: Fine, Rail Position: +2m Entire



Section	Overall	800m	600m	400m	200m
Section Times	1:00.17 [7] (0:13.69)	0:46.48 [1] (0:11.31)	0:35.17 [3] (0:11.19)	0:23.98 [2] (0:11.70)	0:12.28 [4] (0:12.28)
Average Speed [km/h]	53.3	64.2	64.4	61.6	58.5
Top Speed [km/h]	68.1	66.2	66.4	63.1	60.5
Avg. Dist. to Rail [m]	6.9	2.4	0.7	0.6	1.3
Avg. Stride Freq. [Hz]	2.4	2.4	2.4	2.4	2.4
Avg. Stride Length [m]	6.2	7.3	7.3	7.0	6.8



- [] Ranking at each section and finish
- .-.- No data available at this section
- NA No data available



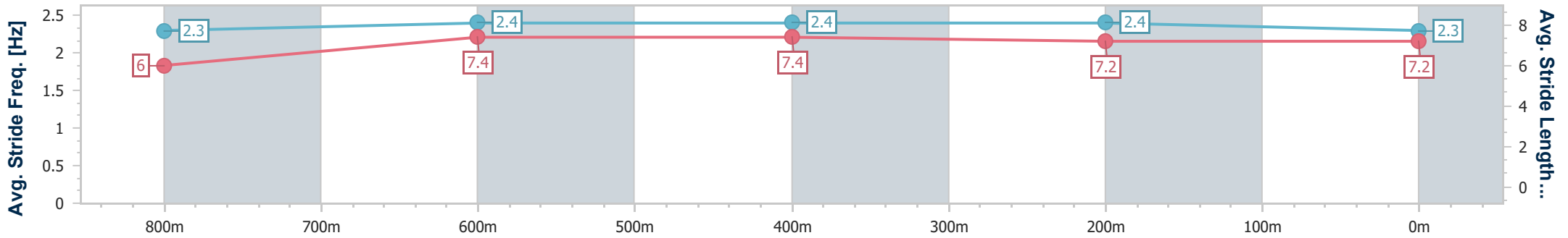
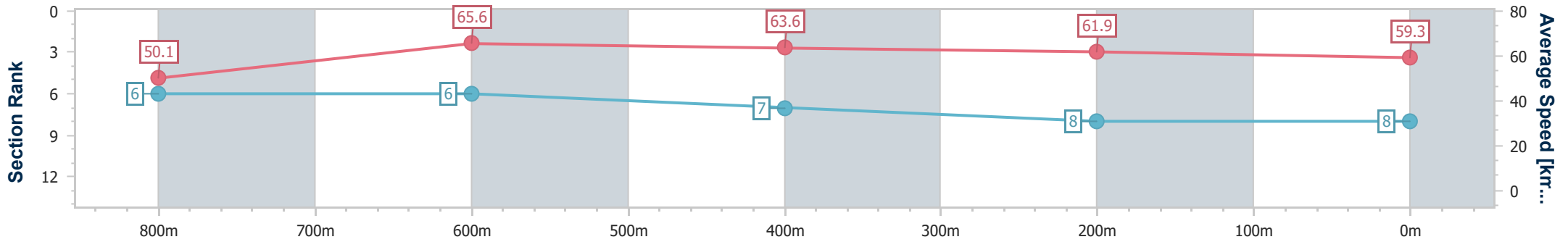
Horse/Jockey Name	Harryandthetiger
Final Rank	8
Fastest Section Time (Section)	0:10.99 (800m)
Top Speed [km/h] (Section)	66.4 (800m)
Race State	Finished



Toowoomba QLD Professional
 Race 1: VALE JACK ROSS BENCHMARK 62 Handicap - 1000m
 30 September 2023 - 17:05
 Track Rating: Good 4, Weather: Fine, Rail Position: +2m Entire



Section	Overall	800m	600m	400m	200m
Section Times	1:00.52 [8] (0:14.47)	0:46.05 [6] (0:10.99)	0:35.06 [6] (0:11.31)	0:23.75 [7] (0:11.65)	0:12.10 [8] (0:12.10)
Average Speed [km/h]	50.1	65.6	63.6	61.9	59.3
Top Speed [km/h]	65.9	66.4	64.8	63.1	61.9
Avg. Dist. to Rail [m]	4.2	1.2	0.5	0.5	1.6
Avg. Stride Freq. [Hz]	2.3	2.4	2.4	2.4	2.3
Avg. Stride Length [m]	6.0	7.4	7.4	7.2	7.2



- [] Ranking at each section and finish
- .-.- No data available at this section
- NA No data available