



# Mackay QLD Professional

## Race 6: SCHNEIDER ELECTRIC Class 3 Plate - 1050m

30 September 2023 - 16:50



MACKAY TURF CLUB  
Ooralea Racecourse

Track Rating: Good 3, Weather: Fine, Rail Position: True

Section													Last 600m					
Field Times		Overall	1000m	800m	600m	400m	200m						0:34.40					
		1:00.53 (0:04.44)	0:56.09 (0:11.02)	0:45.07 (0:10.67)	0:34.40 (0:11.13)	0:23.27 (0:11.28)	0:11.99 (0:11.99)											
Rank	TAB	Horse/Jockey	Barrier	Top Speed [km/h]	Fastest Section												Margin	Distance Travelled [m]
1	11	SCHATZI Adrian Layt	10	71.4 1000m	0:04.52 Overall	1:00.53 [1] (0:04.52)	0:56.01 [2] (0:10.94)	0:45.07 [1] (0:10.67)	0:34.40 [1] (0:11.13)	0:23.27 [1] (0:11.28)	0:11.99 [1] (0:11.99)	1:00.53	0:34.40					
2	7	KAYLEEN Jackson Murphy	6	69.8 800m	0:04.60 Overall	1:00.61 [2] (0:04.60)	0:56.01 [5] (0:11.29)	0:44.72 [6] (0:10.59)	0:34.13 [5] (0:11.07)	0:23.06 [5] (0:11.15)	0:11.91 [2] (0:11.91)	0.3L	0:34.13	-1				
3	5	INNER SPIRIT Tessa Townsend	7	70.3 800m	0:04.65 Overall	1:00.77 [3] (0:04.65)	0:56.12 [6] (0:11.20)	0:44.92 [5] (0:10.55)	0:34.37 [4] (0:11.13)	0:23.24 [4] (0:11.33)	0:11.91 [7] (0:11.91)	1.3L	0:34.37	+7				
4	2	DENIMS McKenzie Apel	3	69.9 800m	0:04.70 Overall	1:00.80 [4] (0:04.70)	0:56.10 [7] (0:11.33)	0:44.77 [7] (0:10.58)	0:34.19 [8] (0:10.98)	0:23.21 [7] (0:11.25)	0:11.96 [5] (0:11.96)	1.5L	0:34.19	-1				
5	3	NIC ME SOME Dale Evans	2	68.4 800m	0:04.44 Overall	1:00.91 [5] (0:04.44)	0:56.47 [1] (0:11.38)	0:45.09 [4] (0:10.70)	0:34.39 [6] (0:11.10)	0:23.29 [8] (0:11.21)	0:12.08 [4] (0:12.08)	2L	0:34.39	+0				
6	9	CHILL OUT MISS Nathan Thomas	4	69.2 1000m	0:04.55 Overall	1:01.01 [6] (0:04.55)	0:56.46 [3] (0:11.09)	0:45.37 [3] (0:10.72)	0:34.65 [3] (0:11.08)	0:23.57 [3] (0:11.40)	0:12.17 [6] (0:12.17)	2.5L	0:34.65	-3				
7	1	ABSOLUTE LEGEND Justin Stanley	1	69.7 800m	0:04.78 Overall	1:01.06 [7] (0:04.78)	0:56.28 [8] (0:11.51)	0:44.77 [9] (0:10.53)	0:34.24 [9] (0:10.97)	0:23.27 [9] (0:11.23)	0:12.04 [8] (0:12.04)	2.7L	0:34.24	-3				
8	8	CHILENA Nikki Olzard	8	70.8 800m	0:04.58 Overall	1:01.67 [8] (0:04.58)	0:57.09 [4] (0:11.05)	0:46.04 [2] (0:10.52)	0:35.52 [2] (0:11.19)	0:24.33 [2] (0:11.48)	0:12.85 [3] (0:12.85)	6.2L	0:35.52	+1				
9	10	RIVER DAISY Erin Molloy	11	68.5 800m	0:04.94 Overall	1:01.80 [9] (0:04.94)	0:56.86 [9] (0:11.49)	0:45.37 [10] (0:10.86)	0:34.51 [10] (0:11.11)	0:23.40 [10] (0:11.33)	0:12.07 [10] (0:12.07)	6.7L	0:34.51	-2				
10	4	I AM BOLT Gabrielle Semmens	9	70.6 800m	0:05.05 Overall	1:01.92 [10] (0:05.05)	0:56.87 [10] (0:11.03)	0:45.84 [8] (0:10.50)	0:35.34 [7] (0:10.97)	0:24.37 [6] (0:11.52)	0:12.85 [9] (0:12.85)	7.2L	0:35.34	+5				

Scratched: Flaming Asteroid (#6)

[ ] Ranking at each section and finish  
 -:-:- No data available at this section  
 NA No data available

SCN Saddle cloth number  
 DNF Did not finish  
 DNT Did not track



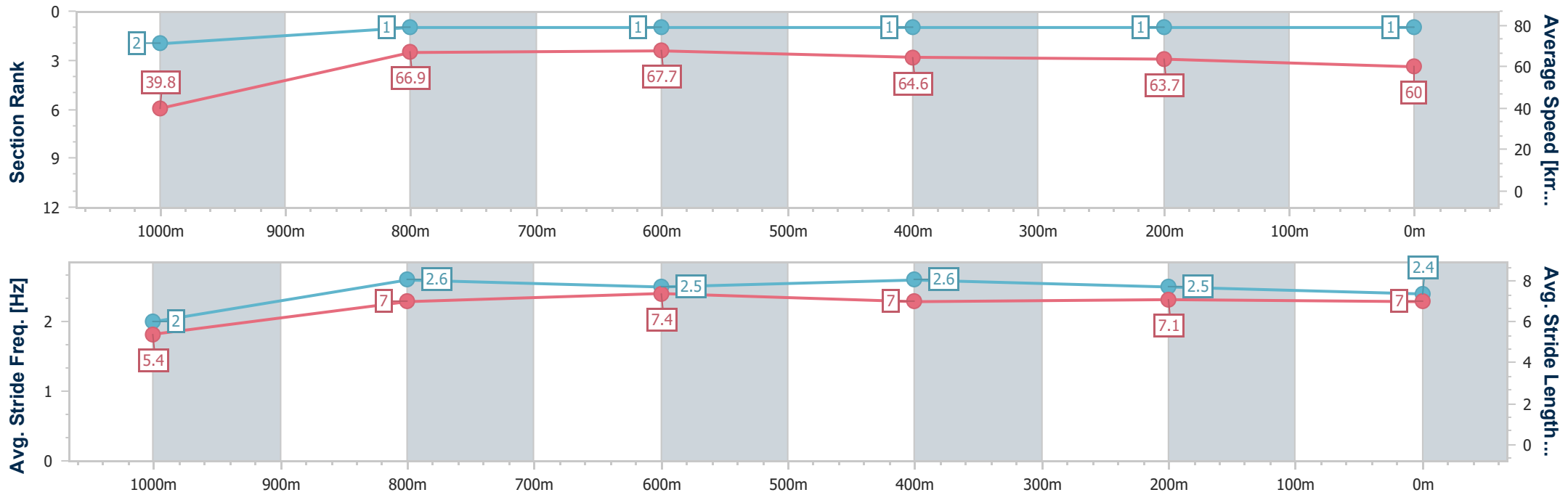
Horse/Jockey Name	Schatzi
Final Rank	1
Fastest Section Time (Section)	0:04.52 (Overall)
Top Speed [km/h] (Section)	71.4 (1000m)
Race State	Finished



Mackay QLD Professional  
 Race 6: SCHNEIDER ELECTRIC Class 3 Plate - 1050m  
 30 September 2023 - 16:50  
 Track Rating: Good 3, Weather: Fine, Rail Position: True



Section	Overall	1000m	800m	600m	400m	200m
Section Times	1:00.53 [1] (0:04.52)	0:56.01 [2] (0:10.94)	0:45.07 [1] (0:10.67)	0:34.40 [1] (0:11.13)	0:23.27 [1] (0:11.28)	0:11.99 [1] (0:11.99)
Average Speed [km/h]	39.8	66.9	67.7	64.6	63.7	60.0
Top Speed [km/h]	55.3	71.4	70.9	66.1	64.4	63.1
Avg. Dist. to Rail [m]	7.5	7.5	0.9	0.3	1.1	0.8
Avg. Stride Freq. [Hz]	2.0	2.6	2.5	2.6	2.5	2.4
Avg. Stride Length [m]	5.4	7.0	7.4	7.0	7.1	7.0



- [ ] Ranking at each section and finish
- .-.- No data available at this section
- NA No data available



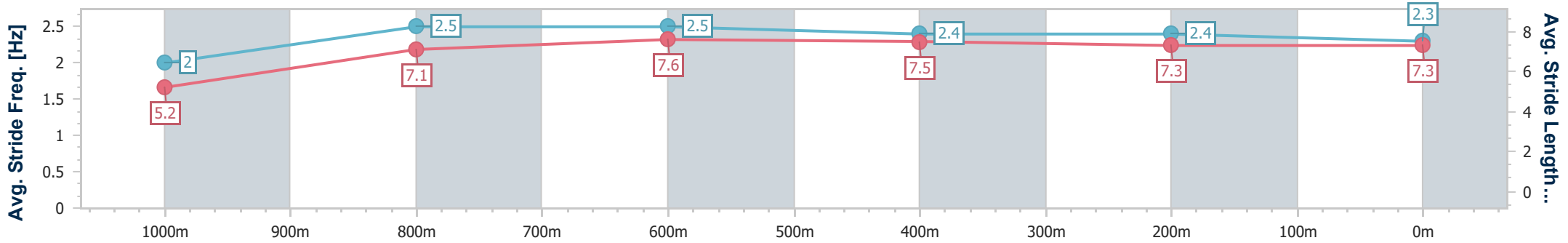
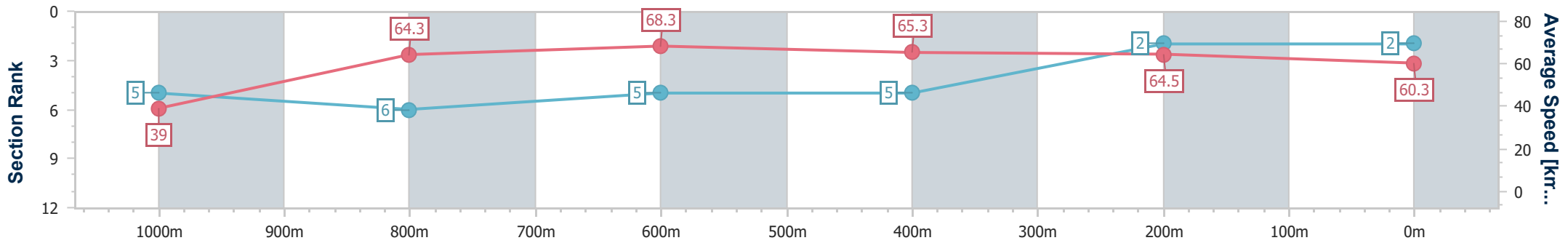
Horse/Jockey Name	Kayleen
Final Rank	2
Fastest Section Time (Section)	0:04.60 (Overall)
Top Speed [km/h] (Section)	69.8 (800m)
Race State	Finished



Mackay QLD Professional  
 Race 6: SCHNEIDER ELECTRIC Class 3 Plate - 1050m  
 30 September 2023 - 16:50  
 Track Rating: Good 3, Weather: Fine, Rail Position: True



Section	Overall	1000m	800m	600m	400m	200m
Section Times	1:00.61 [2] (0:04.60)	0:56.01 [5] (0:11.29)	0:44.72 [6] (0:10.59)	0:34.13 [5] (0:11.07)	0:23.06 [5] (0:11.15)	0:11.91 [2] (0:11.91)
Average Speed [km/h]	39.0	64.3	68.3	65.3	64.5	60.3
Top Speed [km/h]	54.1	67.9	69.8	66.9	66.1	64.7
Avg. Dist. to Rail [m]	3.3	2.9	1.4	0.5	2.1	2.9
Avg. Stride Freq. [Hz]	2.0	2.5	2.5	2.4	2.4	2.3
Avg. Stride Length [m]	5.2	7.1	7.6	7.5	7.3	7.3



- [ ] Ranking at each section and finish
- .-.- No data available at this section
- NA No data available



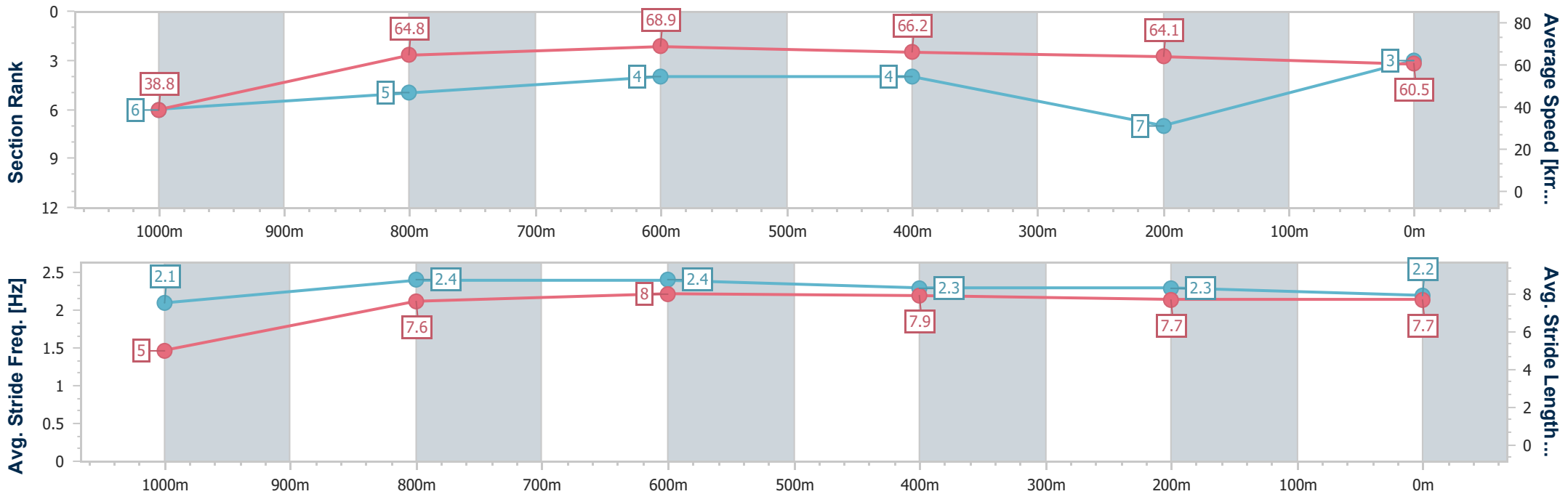
Horse/Jockey Name	Inner Spirit
Final Rank	3
Fastest Section Time (Section)	0:04.65 (Overall)
Top Speed [km/h] (Section)	70.3 (800m)
Race State	Finished



Mackay QLD Professional  
 Race 6: SCHNEIDER ELECTRIC Class 3 Plate - 1050m  
 30 September 2023 - 16:50  
 Track Rating: Good 3, Weather: Fine, Rail Position: True



Section	Overall	1000m	800m	600m	400m	200m
Section Times	1:00.77 [3] (0:04.65)	0:56.12 [6] (0:11.20)	0:44.92 [5] (0:10.55)	0:34.37 [4] (0:11.13)	0:23.24 [4] (0:11.33)	0:11.91 [7]
Average Speed [km/h]	38.8	64.8	68.9	66.2	64.1	60.5
Top Speed [km/h]	54.3	69.9	70.3	67.4	65.2	63.0
Avg. Dist. to Rail [m]	4.9	3.7	2.7	3.0	5.3	6.1
Avg. Stride Freq. [Hz]	2.1	2.4	2.4	2.3	2.3	2.2
Avg. Stride Length [m]	5.0	7.6	8.0	7.9	7.7	7.7



- [ ] Ranking at each section and finish
- .-.- No data available at this section
- NA No data available



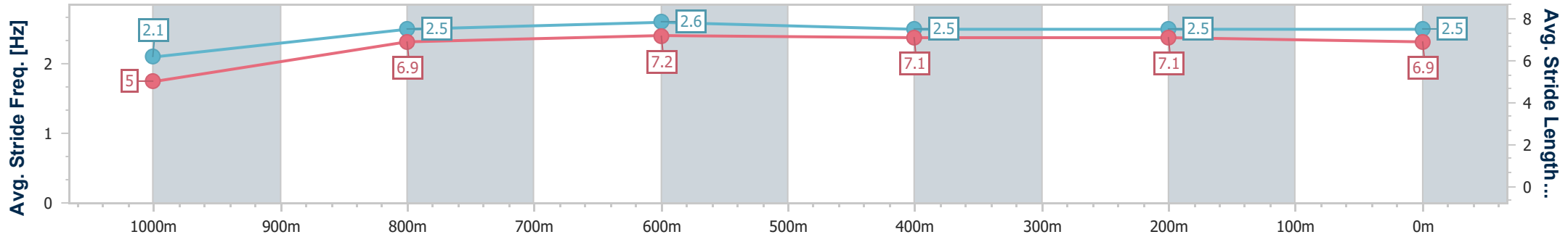
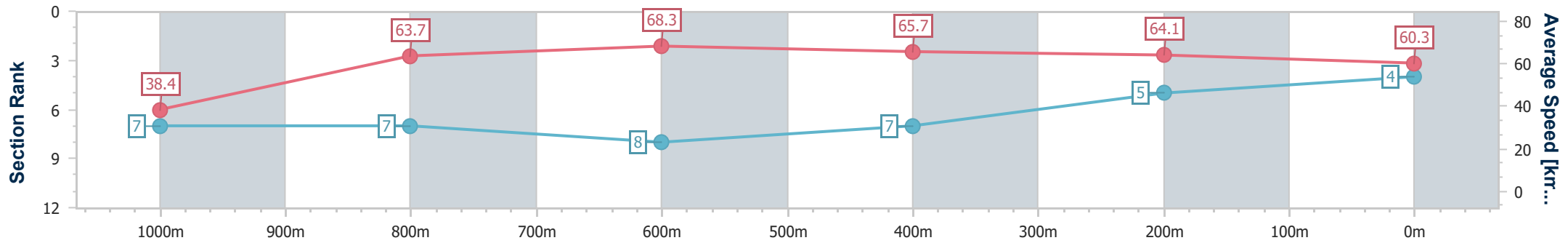
Horse/Jockey Name	Denims
Final Rank	4
Fastest Section Time (Section)	0:04.70 (Overall)
Top Speed [km/h] (Section)	69.9 (800m)
Race State	Finished



Mackay QLD Professional  
 Race 6: SCHNEIDER ELECTRIC Class 3 Plate - 1050m  
 30 September 2023 - 16:50  
 Track Rating: Good 3, Weather: Fine, Rail Position: True



Section	Overall	1000m	800m	600m	400m	200m
Section Times	1:00.80 [4] (0:04.70)	0:56.10 [7] (0:11.33)	0:44.77 [7] (0:10.58)	0:34.19 [8] (0:10.98)	0:23.21 [7] (0:11.25)	0:11.96 [5] (0:11.96)
Average Speed [km/h]	38.4	63.7	68.3	65.7	64.1	60.3
Top Speed [km/h]	54.7	67.5	69.9	67.2	65.4	62.7
Avg. Dist. to Rail [m]	1.6	1.5	1.3	0.2	2.4	4.7
Avg. Stride Freq. [Hz]	2.1	2.5	2.6	2.5	2.5	2.5
Avg. Stride Length [m]	5.0	6.9	7.2	7.1	7.1	6.9



- [ ] Ranking at each section and finish
- .-.- No data available at this section
- NA No data available



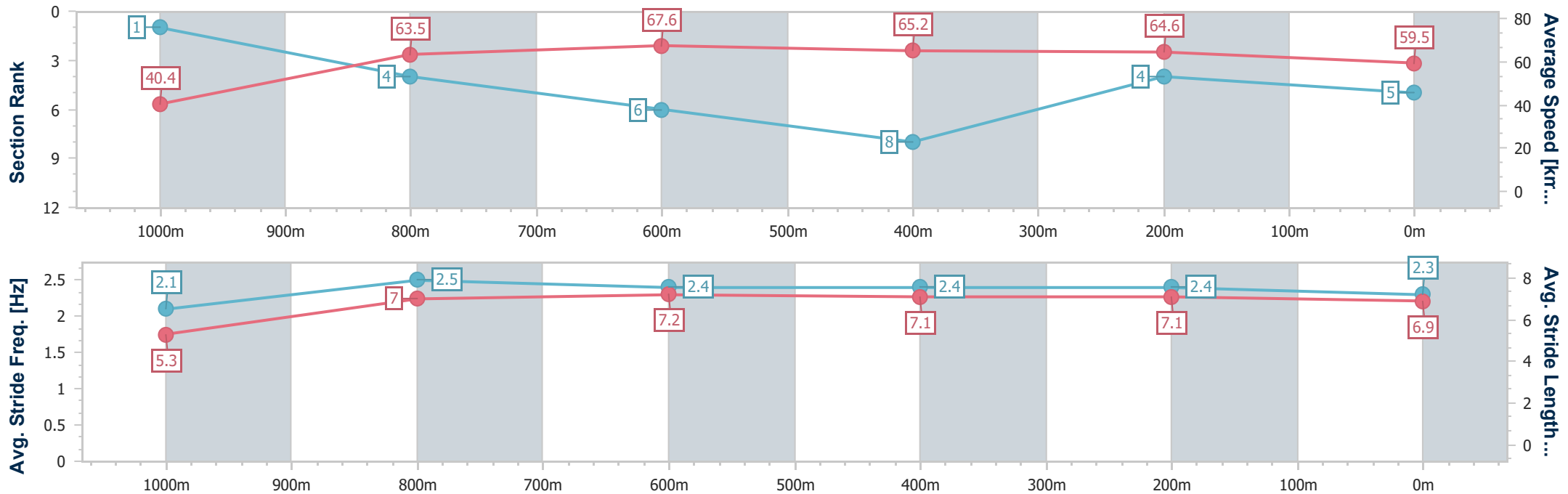
Horse/Jockey Name	Nic Me Some
Final Rank	5
Fastest Section Time (Section)	0:04.44 (Overall)
Top Speed [km/h] (Section)	68.4 (800m)
Race State	Finished



Mackay QLD Professional  
 Race 6: SCHNEIDER ELECTRIC Class 3 Plate - 1050m  
 30 September 2023 - 16:50  
 Track Rating: Good 3, Weather: Fine, Rail Position: True



Section	Overall	1000m	800m	600m	400m	200m
Section Times	1:00.91 [5] (0:04.44)	0:56.47 [1] (0:11.38)	0:45.09 [4] (0:10.70)	0:34.39 [6] (0:11.10)	0:23.29 [8] (0:11.21)	0:12.08 [4]
Average Speed [km/h]	40.4	63.5	67.6	65.2	64.6	59.5
Top Speed [km/h]	57.0	66.6	68.4	66.2	65.8	62.6
Avg. Dist. to Rail [m]	0.5	1.4	0.9	0.7	3.2	4.2
Avg. Stride Freq. [Hz]	2.1	2.5	2.4	2.4	2.4	2.3
Avg. Stride Length [m]	5.3	7.0	7.2	7.1	7.1	6.9



- [ ] Ranking at each section and finish
- .-.- No data available at this section
- NA No data available



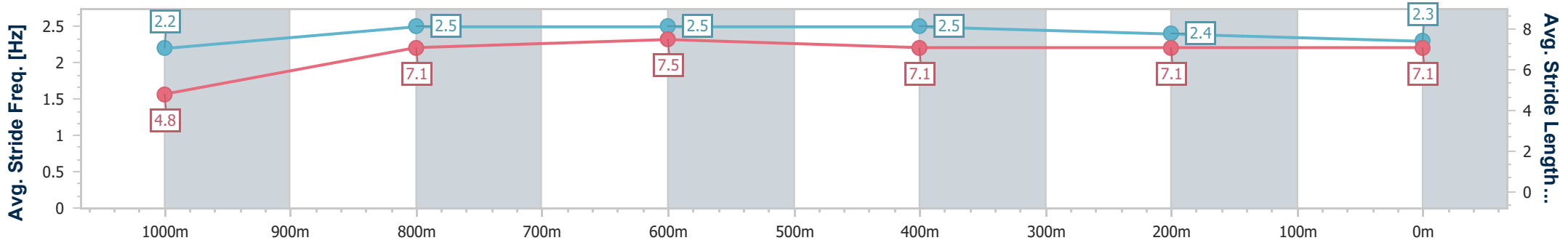
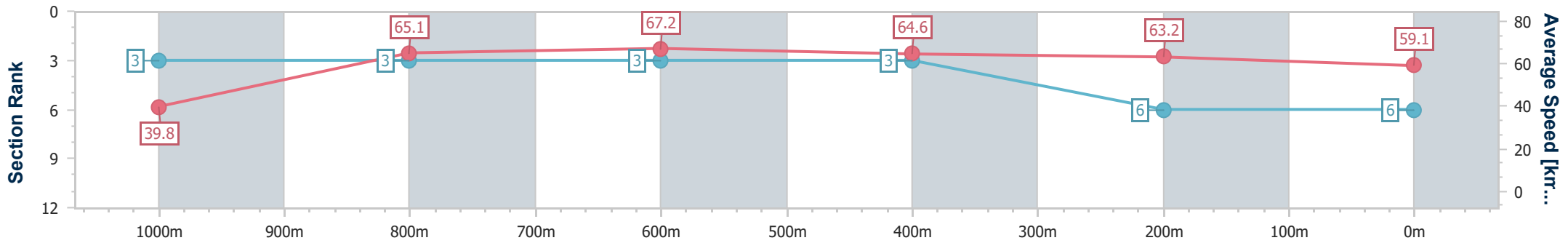
Horse/Jockey Name	Chill Out Miss
Final Rank	6
Fastest Section Time (Section)	0:04.55 (Overall)
Top Speed [km/h] (Section)	69.2 (1000m)
Race State	Finished



Mackay QLD Professional  
 Race 6: SCHNEIDER ELECTRIC Class 3 Plate - 1050m  
 30 September 2023 - 16:50  
 Track Rating: Good 3, Weather: Fine, Rail Position: True



Section	Overall	1000m	800m	600m	400m	200m
Section Times	1:01.01 [6] (0:04.55)	0:56.46 [3] (0:11.09)	0:45.37 [3] (0:10.72)	0:34.65 [3] (0:11.08)	0:23.57 [3] (0:11.40)	0:12.17 [6] (0:12.17)
Average Speed [km/h]	39.8	65.1	67.2	64.6	63.2	59.1
Top Speed [km/h]	54.7	69.2	69.2	66.2	64.6	62.5
Avg. Dist. to Rail [m]	1.4	1.5	0.8	0.8	1.0	1.5
Avg. Stride Freq. [Hz]	2.2	2.5	2.5	2.5	2.4	2.3
Avg. Stride Length [m]	4.8	7.1	7.5	7.1	7.1	7.1



- [ ] Ranking at each section and finish
- .-.- No data available at this section
- NA No data available



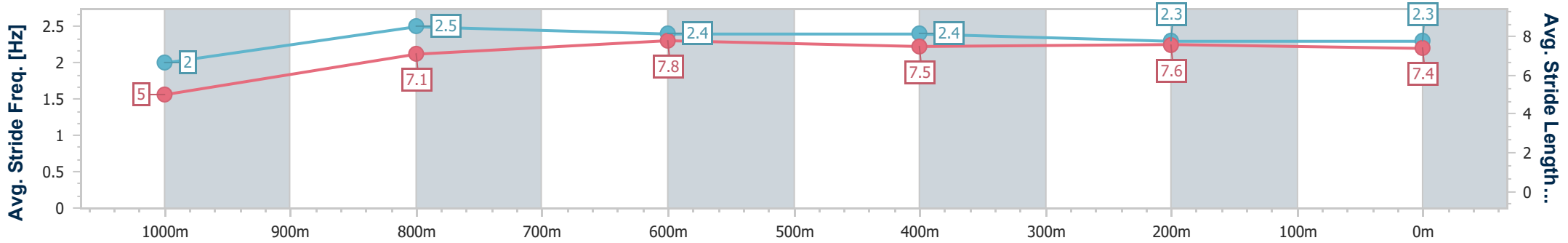
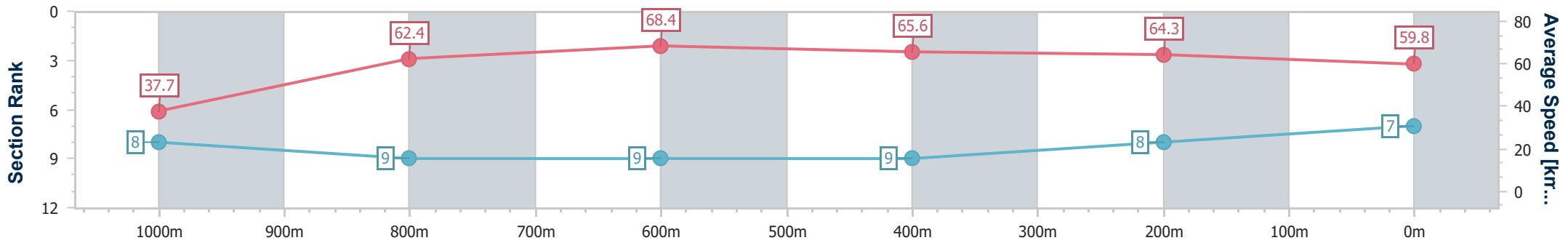
Horse/Jockey Name	Absolute Legend
Final Rank	7
Fastest Section Time (Section)	0:04.78 (Overall)
Top Speed [km/h] (Section)	69.7 (800m)
Race State	Finished



Mackay QLD Professional  
 Race 6: SCHNEIDER ELECTRIC Class 3 Plate - 1050m  
 30 September 2023 - 16:50  
 Track Rating: Good 3, Weather: Fine, Rail Position: True



Section	Overall	1000m	800m	600m	400m	200m
Section Times	1:01.06 [7] (0:04.78)	0:56.28 [8] (0:11.51)	0:44.77 [9] (0:10.53)	0:34.24 [9] (0:10.97)	0:23.27 [9] (0:11.23)	0:12.04 [8] (0:12.04)
Average Speed [km/h]	37.7	62.4	68.4	65.6	64.3	59.8
Top Speed [km/h]	55.3	67.1	69.7	67.0	64.8	63.1
Avg. Dist. to Rail [m]	1.4	0.5	0.2	0.9	1.2	0.9
Avg. Stride Freq. [Hz]	2.0	2.5	2.4	2.4	2.3	2.3
Avg. Stride Length [m]	5.0	7.1	7.8	7.5	7.6	7.4



- [ ] Ranking at each section and finish
- .-.- No data available at this section
- NA No data available





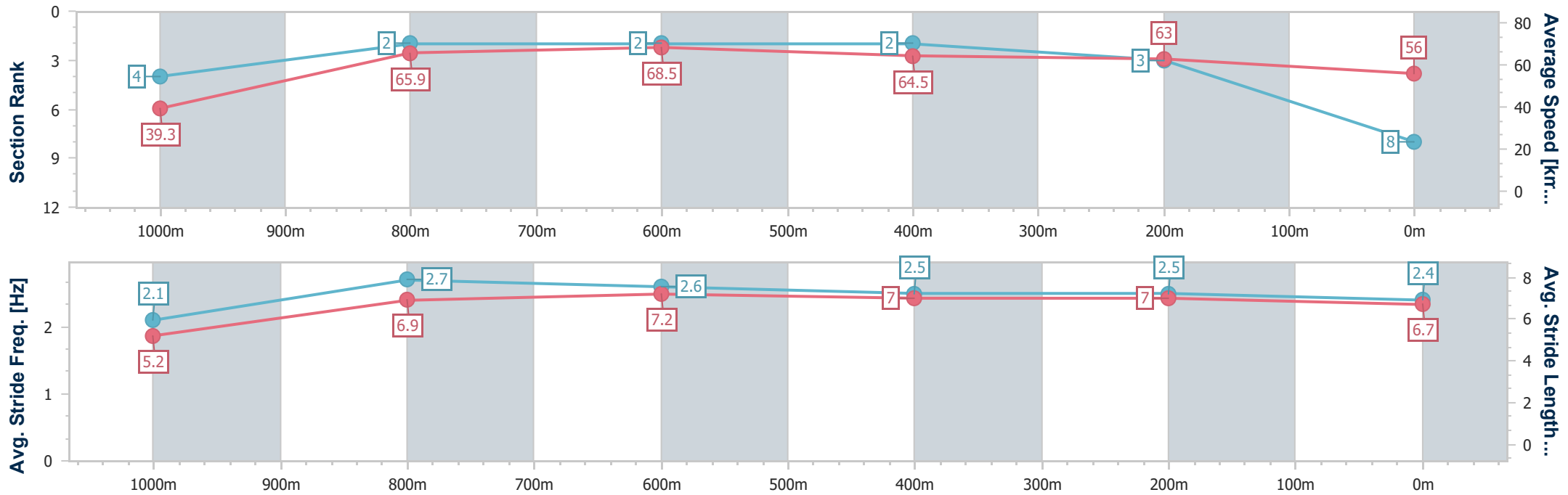
Horse/Jockey Name	Chilena
Final Rank	8
Fastest Section Time (Section)	0:04.58 (Overall)
Top Speed [km/h] (Section)	70.8 (800m)
Race State	Finished



Mackay QLD Professional  
 Race 6: SCHNEIDER ELECTRIC Class 3 Plate - 1050m  
 30 September 2023 - 16:50  
 Track Rating: Good 3, Weather: Fine, Rail Position: True



Section	Overall	1000m	800m	600m	400m	200m
Section Times	1:01.67 [8] (0:04.58)	0:57.09 [4] (0:11.05)	0:46.04 [2] (0:10.52)	0:35.52 [2] (0:11.19)	0:24.33 [2] (0:11.48)	0:12.85 [3] (0:12.85)
Average Speed [km/h]	39.3	65.9	68.5	64.5	63.0	56.0
Top Speed [km/h]	53.4	70.0	70.8	66.2	65.7	60.3
Avg. Dist. to Rail [m]	6.1	4.8	0.7	0.6	2.5	3.3
Avg. Stride Freq. [Hz]	2.1	2.7	2.6	2.5	2.5	2.4
Avg. Stride Length [m]	5.2	6.9	7.2	7.0	7.0	6.7



- [ ] Ranking at each section and finish
- .-.- No data available at this section
- NA No data available



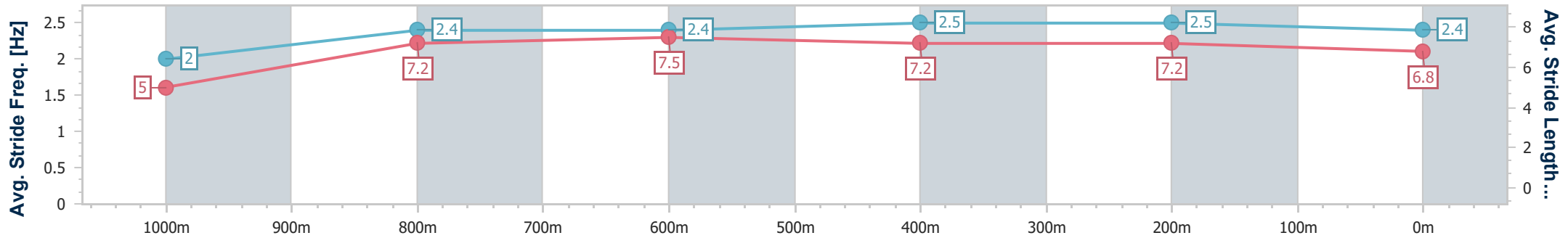
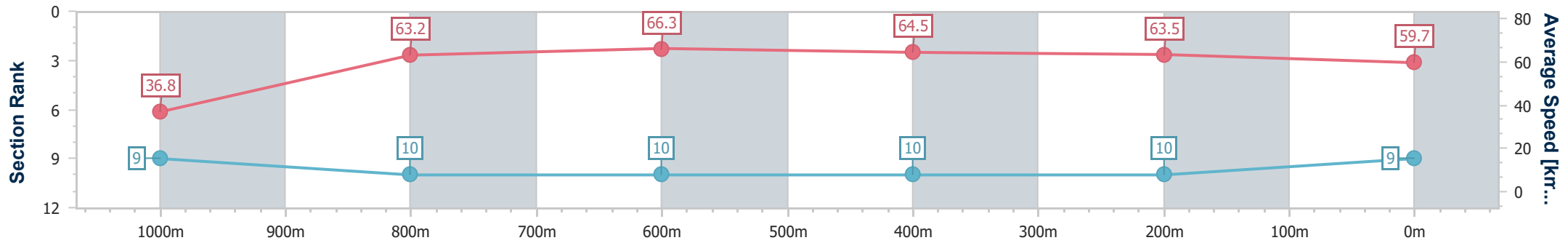
Horse/Jockey Name	River Daisy
Final Rank	9
Fastest Section Time (Section)	0:04.94 (Overall)
Top Speed [km/h] (Section)	68.5 (800m)
Race State	Finished



Mackay QLD Professional  
 Race 6: SCHNEIDER ELECTRIC Class 3 Plate - 1050m  
 30 September 2023 - 16:50  
 Track Rating: Good 3, Weather: Fine, Rail Position: True



Section	Overall	1000m	800m	600m	400m	200m
Section Times	1:01.80 [9] (0:04.94)	0:56.86 [9] (0:11.49)	0:45.37 [10] (0:10.86)	0:34.51 [10] (0:11.11)	0:23.40 [10] (0:11.33)	0:12.07 [10] (0:12.07)
Average Speed [km/h]	36.8	63.2	66.3	64.5	63.5	59.7
Top Speed [km/h]	51.3	67.4	68.5	66.3	64.4	62.6
Avg. Dist. to Rail [m]	7.7	4.7	0.7	0.6	1.1	1.5
Avg. Stride Freq. [Hz]	2.0	2.4	2.4	2.5	2.5	2.4
Avg. Stride Length [m]	5.0	7.2	7.5	7.2	7.2	6.8



- [ ] Ranking at each section and finish
- .-.- No data available at this section
- NA No data available



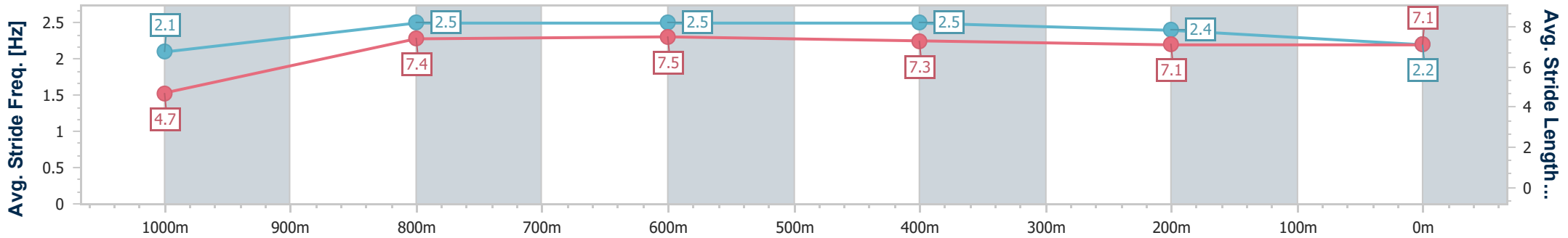
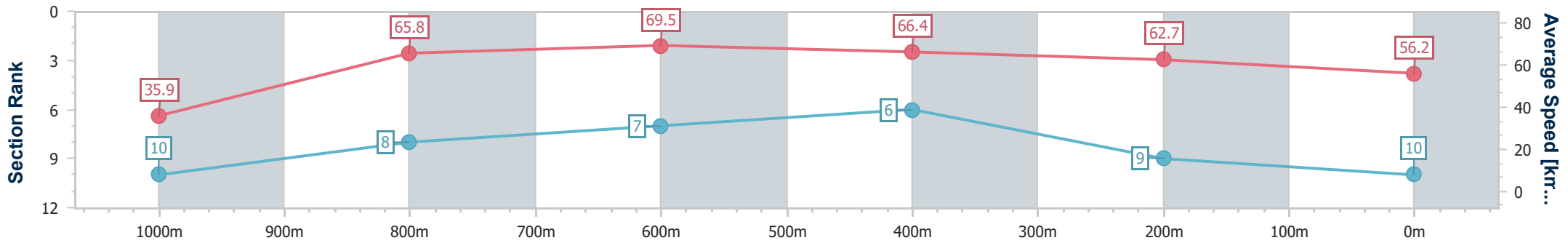
Horse/Jockey Name	I Am Bolt
Final Rank	10
Fastest Section Time (Section)	0:05.05 (Overall)
Top Speed [km/h] (Section)	70.6 (800m)
Race State	Finished



Mackay QLD Professional  
 Race 6: SCHNEIDER ELECTRIC Class 3 Plate - 1050m  
 30 September 2023 - 16:50  
 Track Rating: Good 3, Weather: Fine, Rail Position: True



Section	Overall	1000m	800m	600m	400m	200m
Section Times	1:01.92 [10] (0:05.05)	0:56.87 [10] (0:11.03)	0:45.84 [8] (0:10.50)	0:35.34 [7] (0:10.97)	0:24.37 [6] (0:11.52)	0:12.85 [9] (0:12.85)
Average Speed [km/h]	35.9	65.8	69.5	66.4	62.7	56.2
Top Speed [km/h]	55.8	69.3	70.6	68.7	64.4	60.2
Avg. Dist. to Rail [m]	5.0	4.1	3.7	1.5	3.7	5.5
Avg. Stride Freq. [Hz]	2.1	2.5	2.5	2.5	2.4	2.2
Avg. Stride Length [m]	4.7	7.4	7.5	7.3	7.1	7.1



- [ ] Ranking at each section and finish
- .-.- No data available at this section
- NA No data available