



Mackay QLD Professional
Race 5: MM ELECTRICAL MACKAY NQ CLASSIC QTIS 3YO & 4YO
BENCHMARK 65 Handicap - 1800m
30 September 2023 - 16:10



MACKAY TURF CLUB
 Ooralea Racecourse

Track Rating: Good 3, Weather: Fine, Rail Position: True

Section		Overall	1600m	1400m	1200m	1000m	800m	600m	Last 600m					
Field Times		1:49.92 (0:13.58)	1:36.34 (0:11.63)	1:24.71 (0:11.82)	1:12.89 (0:11.97)	1:00.92 (0:11.97)	0:48.95 (0:11.84)	0:37.11 (0:11.86)	0:37.11					
Rank	TAB	Horse/Jockey	Barrier	Top Speed [km/h]	Fastest Section								Distance Travelled [m]	
1	2	FOUR MILE LANE Gabrielle Semmens	4	64.0 1600m	0:11.58 1600m	1:49.92 [1] (0:13.63)	1:36.29 [3] (0:11.58)	1:24.71 [1] (0:11.82)	1:12.89 [1] (0:11.97)	1:00.92 [1] (0:11.97)	0:48.95 [1] (0:11.84)	0:37.11 [1] (0:11.86)	0:37.11	
2	5	BRAND NEW Justin Stanley	3	63.3 1600m	0:11.65 1600m	1:49.99 [2] (0:13.58)	1:36.41 [1] (0:11.65)	1:24.76 [2] (0:12.03)	1:12.73 [2] (0:11.89)	1:00.84 [3] (0:11.97)	0:48.87 [3] (0:11.82)	0:37.05 [2] (0:11.93)	0:37.05	-5
3	10	DOOM DIVA Adrian Layt	1	62.7 1600m	0:11.67 1600m	1:50.15 [3] (0:13.96)	1:36.19 [6] (0:11.67)	1:24.52 [5] (0:11.90)	1:12.62 [6] (0:11.92)	1:00.70 [6] (0:11.99)	0:48.71 [6] (0:11.90)	0:36.81 [6] (0:11.96)	0:36.81	-3
4	6	DEAL AN ACE Jackson Murphy	12	64.1 1600m	0:11.80 800m	1:50.30 [4] (0:13.98)	1:36.32 [7] (0:11.86)	1:24.46 [7] (0:11.97)	1:12.49 [7] (0:11.84)	1:00.65 [7] (0:11.90)	0:48.75 [8] (0:11.80)	0:36.95 [7] (0:12.02)	0:36.95	+11
5	1	BOLD HUSSAR Ryan Wiggins	6	63.6 600m	0:11.73 1600m	1:50.49 [5] (0:14.21)	1:36.28 [11] (0:11.73)	1:24.55 [8] (0:11.92)	1:12.63 [8] (0:11.87)	1:00.76 [8] (0:11.81)	0:48.95 [7] (0:11.82)	0:37.13 [8] (0:11.89)	0:37.13	+7
6	7	MISSION HOUSE Tessa Townsend	13	65.7 Overall	0:11.72 800m	1:50.66 [6] (0:13.67)	1:36.99 [4] (0:11.84)	1:25.15 [4] (0:11.98)	1:13.17 [4] (0:11.89)	1:01.28 [5] (0:11.89)	0:49.39 [4] (0:11.72)	0:37.67 [4] (0:12.05)	0:37.67	+15
7	4	ENTERPRISE PHOENIX Erin Molloy	5	62.6 1400m	0:11.80 1600m	1:50.72 [7] (0:14.20)	1:36.52 [10] (0:11.80)	1:24.72 [10] (0:11.92)	1:12.80 [9] (0:11.89)	1:00.91 [9] (0:11.92)	0:48.99 [9] (0:11.84)	0:37.15 [10] (0:12.12)	0:37.15	-1
8	9	DRAGON SONG Dale Evans	7	62.7 1000m	0:11.77 800m	1:50.93 [8] (0:13.87)	1:37.06 [5] (0:12.12)	1:24.94 [9] (0:12.16)	1:12.78 [11] (0:11.85)	1:00.93 [11] (0:11.79)	0:49.14 [10] (0:11.77)	0:37.37 [9] (0:11.96)	0:37.37	+8
9	8	LEVALET Nathan Thomas	9	62.0 1000m	0:11.84 1200m	1:51.46 [9] (0:14.07)	1:37.39 [9] (0:12.13)	1:25.26 [11] (0:11.93)	1:13.33 [10] (0:11.84)	1:01.49 [10] (0:11.87)	0:49.62 [11] (0:11.90)	0:37.72 [11] (0:12.16)	0:37.72	+5
10	12	TELMESOMETHIN'GIRL Raul Silvera Olivera	11	64.1 1600m	0:11.79 1600m	1:51.69 [10] (0:13.61)	1:38.08 [2] (0:11.79)	1:26.29 [3] (0:11.93)	1:14.36 [3] (0:11.79)	1:02.57 [2] (0:11.95)	0:50.62 [2] (0:11.89)	0:38.73 [3] (0:12.20)	0:38.73	+10

Scratched: Eyes Are Lion (#13), Orca (#11)

[] Ranking at each section and finish
 -:-:- No data available at this section
 NA No data available

SCN Saddle cloth number
 DNF Did not finish
 DNT Did not track



Mackay QLD Professional
Race 5: MM ELECTRICAL MACKAY NQ CLASSIC QTIS 3YO & 4YO
BENCHMARK 65 Handicap - 1800m
30 September 2023 - 16:10



MACKAY TURF CLUB
 Ooralea Racecourse

Track Rating: Good 3, Weather: Fine, Rail Position: True

Section	Overall	1600m	1400m	1200m	1000m	800m	600m	Last 600m
Field Times	1:49.92 (0:13.58)	1:36.34 (0:11.63)	1:24.71 (0:11.82)	1:12.89 (0:11.97)	1:00.92 (0:11.97)	0:48.95 (0:11.84)	0:37.11 (0:11.86)	0:37.11

Rank	TAB	Horse/Jockey	Barrier	Top Speed [km/h]	Fastest Section								Distance Travelled [m]	
11	3	ROCKETORO	2	63.5	0:11.74	1:52.45 [11]	1:38.44 [8]	1:26.69 [6]	1:14.95 [5]	1:03.09 [4]	0:51.17 [5]	0:39.25 [5]	0:39.25	+5
		Nikki Olzard		1600m	1400m	(0:14.01)	(0:11.75)	(0:11.74)	(0:11.86)	(0:11.92)	(0:11.92)	(0:12.25)		

Scratched: Eyes Are Lion (#13), Orca (#11)

[] Ranking at each section and finish
 -:-:- No data available at this section
 NA No data available

SCN Saddle cloth number
 DNF Did not finish
 DNT Did not track



Mackay QLD Professional
Race 5: MM ELECTRICAL MACKAY NQ CLASSIC QTIS 3YO & 4YO
BENCHMARK 65 Handicap - 1800m
30 September 2023 - 16:10



Track Rating: Good 3, Weather: Fine, Rail Position: True

Section				400m	200m			Last 600m		
Field Times				0:25.25 (0:12.20)	0:13.05 (0:13.05)			0:37.11		
Rank	TAB	Horse/Jockey	Barrier	Top Speed [km/h]	Fastest Section	Margin			Distance Travelled [m]	
1	2	FOUR MILE LANE Gabrielle Semmens	4	64.0 1600m	0:11.58 1600m	0:25.25 [1] (0:12.20)	0:13.05 [1] (0:13.05)	1:49.92	0:37.11	
2	5	BRAND NEW Justin Stanley	3	63.3 1600m	0:11.65 1600m	0:25.12 [2] (0:12.20)	0:12.92 [2] (0:12.92)	0.3L	0:37.05	-5
3	10	DOOM DIVA Adrian Layt	1	62.7 1600m	0:11.67 1600m	0:24.85 [6] (0:12.01)	0:12.84 [3] (0:12.84)	1.1L	0:36.81	-3
4	6	DEAL AN ACE Jackson Murphy	12	64.1 1600m	0:11.80 800m	0:24.93 [7] (0:12.38)	0:12.55 [7] (0:12.55)	1.9L	0:36.95	+11
5	1	BOLD HUSSAR Ryan Wiggins	6	63.6 600m	0:11.73 1600m	0:25.24 [5] (0:12.11)	0:13.13 [4] (0:13.13)	2.9L	0:37.13	+7
6	7	MISSION HOUSE Tessa Townsend	13	65.7 Overall	0:11.72 800m	0:25.62 [3] (0:12.35)	0:13.27 [5] (0:13.27)	3.7L	0:37.67	+15
7	4	ENTERPRISE PHOENIX Erin Molloy	5	62.6 1400m	0:11.80 1600m	0:25.03 [10] (0:12.14)	0:12.89 [9] (0:12.89)	4L	0:37.15	-1
8	9	DRAGON SONG Dale Evans	7	62.7 1000m	0:11.77 800m	0:25.41 [9] (0:12.13)	0:13.28 [6] (0:13.28)	5L	0:37.37	+8
9	8	LEVALET Nathan Thomas	9	62.0 1000m	0:11.84 1200m	0:25.56 [11] (0:12.32)	0:13.24 [11] (0:13.24)	8L	0:37.72	+5
10	12	TELMESOMETHIN'GIRL Raul Silvera Olivera	11	64.1 1600m	0:11.79 1600m	0:26.53 [4] (0:12.66)	0:13.87 [8] (0:13.87)	9.3L	0:38.73	+10

Scratched: Eyes Are Lion (#13), Orca (#11)

[] Ranking at each section and finish
 -:-:- No data available at this section
 NA No data available

SCN Saddle cloth number
 DNF Did not finish
 DNT Did not track



Mackay QLD Professional
Race 5: MM ELECTRICAL MACKAY NQ CLASSIC QTIS 3YO & 4YO
BENCHMARK 65 Handicap - 1800m
30 September 2023 - 16:10



MACKAY TURF CLUB
 Ooralea Racecourse

Track Rating: Good 3, Weather: Fine, Rail Position: True

Section	400m		200m		Last 600m					
Field Times	0:25.25 (0:12.20)	0:13.05 (0:13.05)			0:37.11					
Rank	TAB	Horse/Jockey	Barrier	Top Speed [km/h]	Fastest Section	Margin	Distance Travelled [m]			
11	3	ROCKETORO	2	63.5	0:11.74	0:27.00 [8]	0:14.35 [10]	13.6L	0:39.25	+5
		Nikki Olzard		1600m	1400m	(0:12.65)	(0:14.35)			

Scratched: Eyes Are Lion (#13), Orca (#11)

[] Ranking at each section and finish
 -:-:-:- No data available at this section
 NA No data available

SCN Saddle cloth number
 DNF Did not finish
 DNT Did not track



Horse/Jockey Name	Four Mile Lane
Final Rank	1
Fastest Section Time (Section)	0:11.58 (1600m)
Top Speed [km/h] (Section)	64.0 (1600m)
Race State	Finished



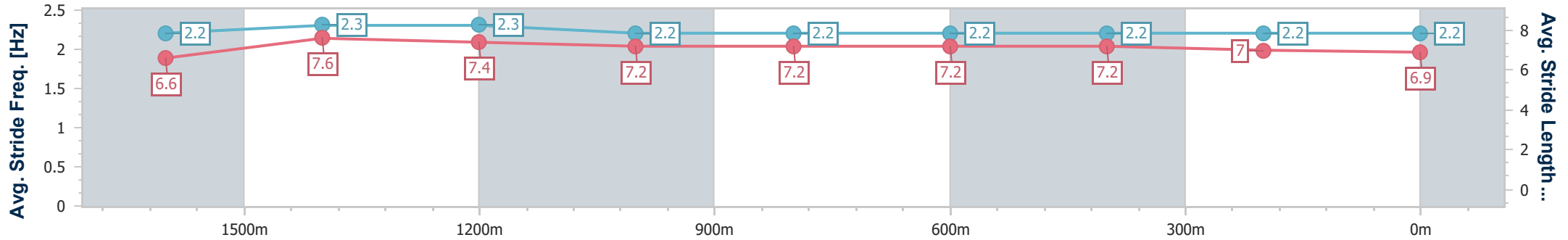
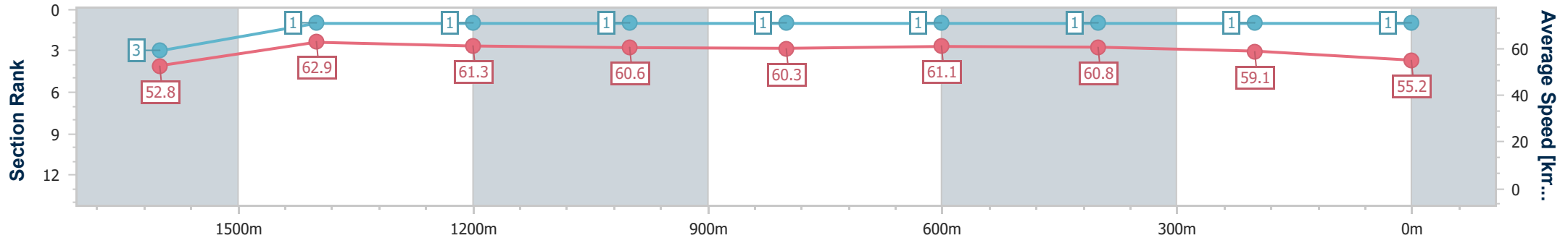
Mackay QLD Professional
 Race 5: MM ELECTRICAL MACKAY NQ CLASSIC QTIS 3YO &
 4YO BENCHMARK 65 Handicap - 1800m



30 September 2023 - 16:10

Track Rating: Good 3, Weather: Fine, Rail Position: True

Section	Overall	1600m	1400m	1200m	1000m	800m	600m	400m	200m
Section Times	1:49.92 [1] (0:13.63)	1:36.29 [3] (0:11.58)	1:24.71 [1] (0:11.82)	1:12.89 [1] (0:11.97)	1:00.92 [1] (0:11.97)	0:48.95 [1] (0:11.84)	0:37.11 [1] (0:11.86)	0:25.25 [1] (0:12.20)	0:13.05 [1] (0:13.05)
Average Speed [km/h]	52.8	62.9	61.3	60.6	60.3	61.1	60.8	59.1	55.2
Top Speed [km/h]	63.5	64.0	61.8	61.7	60.8	61.7	61.8	60.1	57.1
Avg. Dist. to Rail [m]	4.0	1.7	1.7	2.1	1.6	1.3	0.6	1.8	1.7
Avg. Stride Freq. [Hz]	2.2	2.3	2.3	2.2	2.2	2.2	2.2	2.2	2.2
Avg. Stride Length [m]	6.6	7.6	7.4	7.2	7.2	7.2	7.2	7.0	6.9



- [] Ranking at each section and finish
- .-.- No data available at this section
- NA No data available



Horse/Jockey Name	Brand New
Final Rank	2
Fastest Section Time (Section)	0:11.65 (1600m)
Top Speed [km/h] (Section)	63.3 (1600m)
Race State	Finished



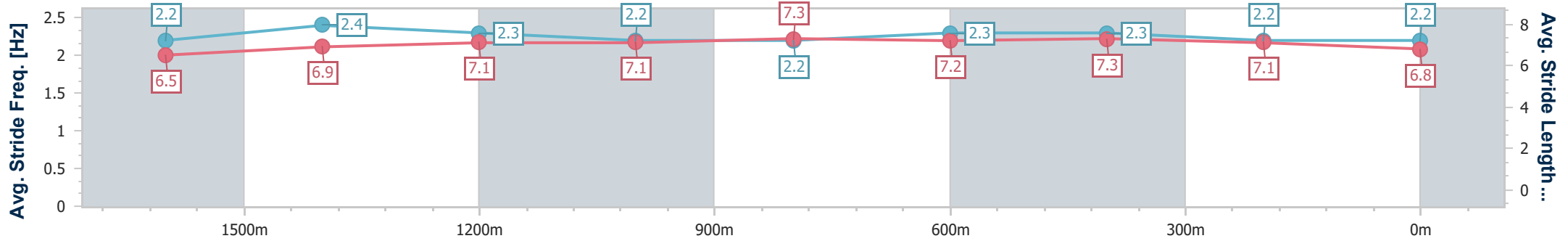
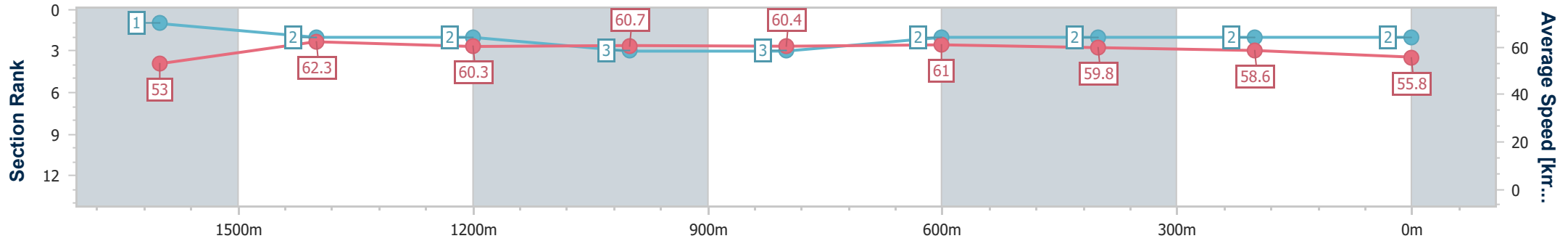
Mackay QLD Professional
 Race 5: MM ELECTRICAL MACKAY NQ CLASSIC QTIS 3YO &
 4YO BENCHMARK 65 Handicap - 1800m



30 September 2023 - 16:10

Track Rating: Good 3, Weather: Fine, Rail Position: True

Section	Overall	1600m	1400m	1200m	1000m	800m	600m	400m	200m
Section Times	1:49.99 [2] (0:13.58)	1:36.41 [1] (0:11.65)	1:24.76 [2] (0:12.03)	1:12.73 [2] (0:11.89)	1:00.84 [3] (0:11.97)	0:48.87 [3] (0:11.82)	0:37.05 [2] (0:11.93)	0:25.12 [2] (0:12.20)	0:12.92 [2] (0:12.92)
Average Speed [km/h]	53.0	62.3	60.3	60.7	60.4	61.0	59.8	58.6	55.8
Top Speed [km/h]	62.8	63.3	60.9	60.9	60.6	62.0	60.5	59.6	58.2
Avg. Dist. to Rail [m]	2.3	1.0	1.3	1.2	1.3	1.1	1.1	1.7	2.4
Avg. Stride Freq. [Hz]	2.2	2.4	2.3	2.2	2.2	2.3	2.3	2.2	2.2
Avg. Stride Length [m]	6.5	6.9	7.1	7.1	7.3	7.2	7.3	7.1	6.8



- [] Ranking at each section and finish
- .-.- No data available at this section
- NA No data available



Horse/Jockey Name	Doom Diva
Final Rank	3
Fastest Section Time (Section)	0:11.67 (1600m)
Top Speed [km/h] (Section)	62.7 (1600m)
Race State	Finished



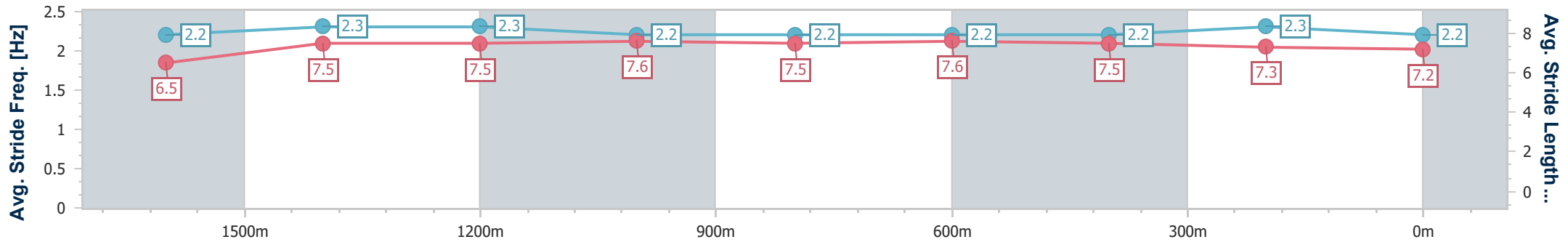
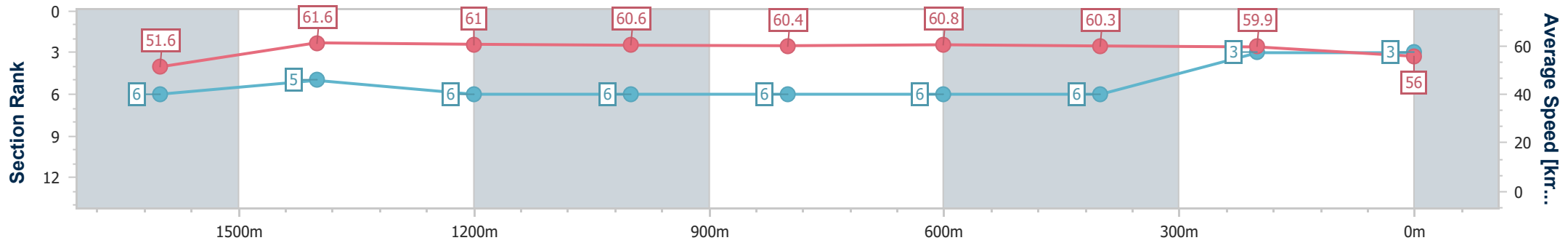
Mackay QLD Professional
 Race 5: MM ELECTRICAL MACKAY NQ CLASSIC QTIS 3YO &
 4YO BENCHMARK 65 Handicap - 1800m



30 September 2023 - 16:10

Track Rating: Good 3, Weather: Fine, Rail Position: True

Section	Overall	1600m	1400m	1200m	1000m	800m	600m	400m	200m
Section Times	1:50.15 [3] (0:13.96)	1:36.19 [6] (0:11.67)	1:24.52 [5] (0:11.90)	1:12.62 [6] (0:11.92)	1:00.70 [6] (0:11.99)	0:48.71 [6] (0:11.90)	0:36.81 [6] (0:11.96)	0:24.85 [6] (0:12.01)	0:12.84 [3] (0:12.84)
Average Speed [km/h]	51.6	61.6	61.0	60.6	60.4	60.8	60.3	59.9	56.0
Top Speed [km/h]	62.0	62.7	61.5	62.0	61.0	61.6	60.8	60.6	58.4
Avg. Dist. to Rail [m]	1.2	0.4	1.3	2.0	1.7	1.9	0.3	0.3	0.3
Avg. Stride Freq. [Hz]	2.2	2.3	2.3	2.2	2.2	2.2	2.2	2.3	2.2
Avg. Stride Length [m]	6.5	7.5	7.5	7.6	7.5	7.6	7.5	7.3	7.2



- [] Ranking at each section and finish
- .-.- No data available at this section
- NA No data available



Horse/Jockey Name	Deal An Ace
Final Rank	4
Fastest Section Time (Section)	0:11.80 (800m)
Top Speed [km/h] (Section)	64.1 (1600m)
Race State	Finished



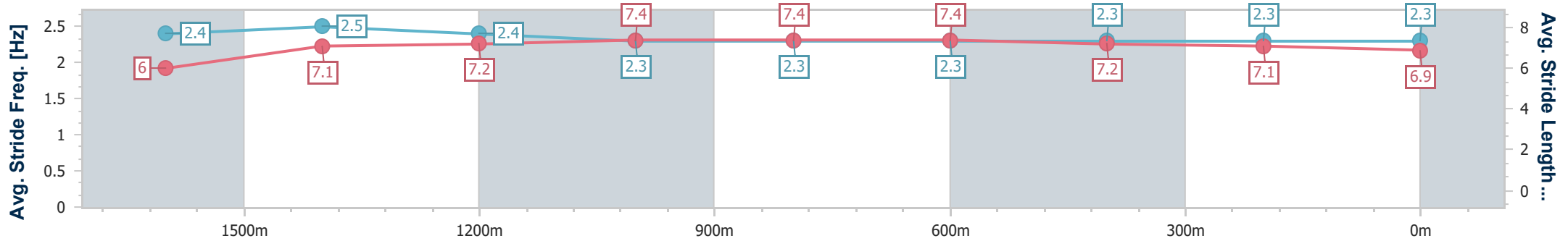
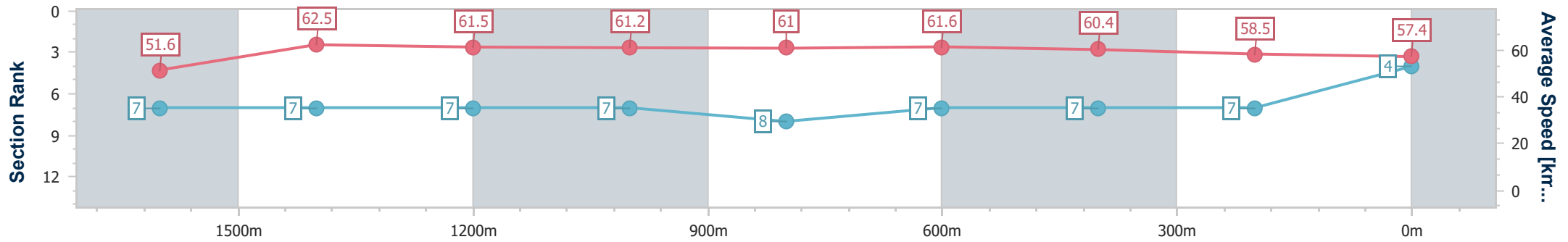
Mackay QLD Professional
 Race 5: MM ELECTRICAL MACKAY NQ CLASSIC QTIS 3YO &
 4YO BENCHMARK 65 Handicap - 1800m



30 September 2023 - 16:10

Track Rating: Good 3, Weather: Fine, Rail Position: True

Section	Overall	1600m	1400m	1200m	1000m	800m	600m	400m	200m
Section Times	1:50.30 [4] (0:13.98)	1:36.32 [7] (0:11.86)	1:24.46 [7] (0:11.97)	1:12.49 [7] (0:11.84)	1:00.65 [7] (0:11.90)	0:48.75 [8] (0:11.80)	0:36.95 [7] (0:12.02)	0:24.93 [7] (0:12.38)	0:12.55 [7] (0:12.55)
Average Speed [km/h]	51.6	62.5	61.5	61.2	61.0	61.6	60.4	58.5	57.4
Top Speed [km/h]	61.6	64.1	63.8	62.6	61.6	62.5	62.3	59.7	61.2
Avg. Dist. to Rail [m]	8.3	4.6	3.3	3.0	2.8	2.9	1.3	3.3	2.9
Avg. Stride Freq. [Hz]	2.4	2.5	2.4	2.3	2.3	2.3	2.3	2.3	2.3
Avg. Stride Length [m]	6.0	7.1	7.2	7.4	7.4	7.4	7.2	7.1	6.9



- [] Ranking at each section and finish
- .-.- No data available at this section
- NA No data available



Horse/Jockey Name	Bold Hussar
Final Rank	5
Fastest Section Time (Section)	0:11.73 (1600m)
Top Speed [km/h] (Section)	63.6 (600m)
Race State	Finished



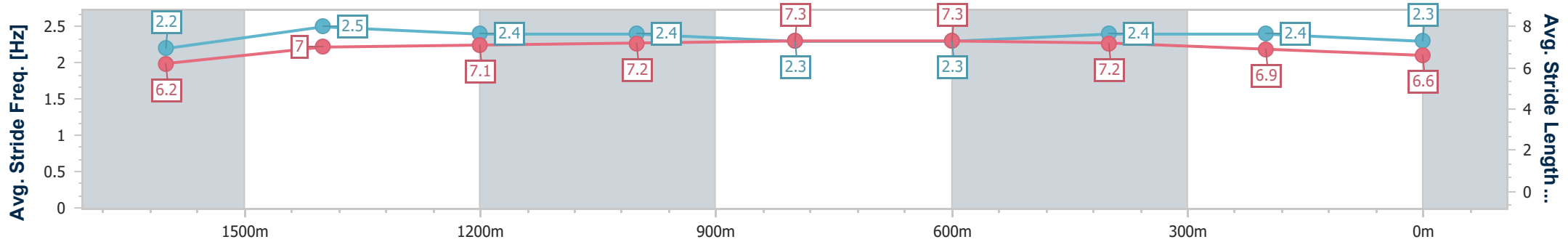
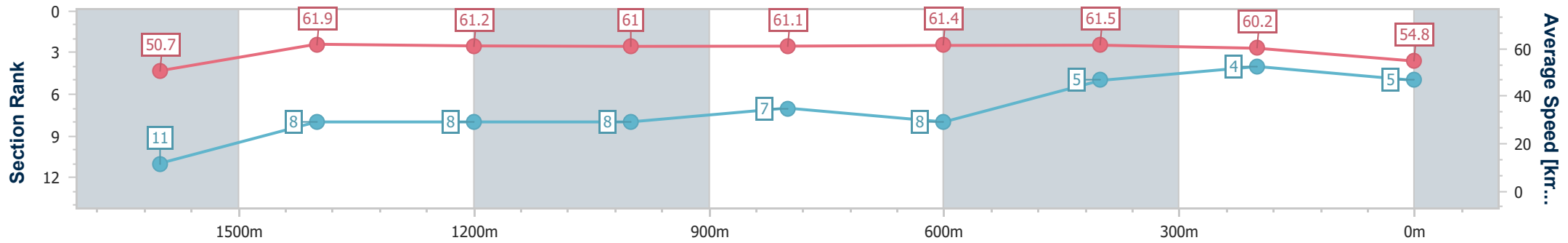
Mackay QLD Professional
 Race 5: MM ELECTRICAL MACKAY NQ CLASSIC QTIS 3YO &
 4YO BENCHMARK 65 Handicap - 1800m



30 September 2023 - 16:10

Track Rating: Good 3, Weather: Fine, Rail Position: True

Section	Overall	1600m	1400m	1200m	1000m	800m	600m	400m	200m
Section Times	1:50.49 [5] (0:14.21)	1:36.28 [11] (0:11.73)	1:24.55 [8] (0:11.92)	1:12.63 [8] (0:11.87)	1:00.76 [8] (0:11.81)	0:48.95 [7] (0:11.82)	0:37.13 [8] (0:11.89)	0:25.24 [5] (0:12.11)	0:13.13 [4] (0:13.13)
Average Speed [km/h]	50.7	61.9	61.2	61.0	61.1	61.4	61.5	60.2	54.8
Top Speed [km/h]	63.0	63.1	62.3	62.2	62.2	62.7	63.6	62.4	58.3
Avg. Dist. to Rail [m]	4.7	1.4	2.3	2.3	1.8	1.9	2.1	7.0	5.6
Avg. Stride Freq. [Hz]	2.2	2.5	2.4	2.4	2.3	2.3	2.4	2.4	2.3
Avg. Stride Length [m]	6.2	7.0	7.1	7.2	7.3	7.3	7.2	6.9	6.6



- [] Ranking at each section and finish
- .-.- No data available at this section
- NA No data available



Horse/Jockey Name	Mission House
Final Rank	6
Fastest Section Time (Section)	0:11.72 (800m)
Top Speed [km/h] (Section)	65.7 (Overall)
Race State	Finished



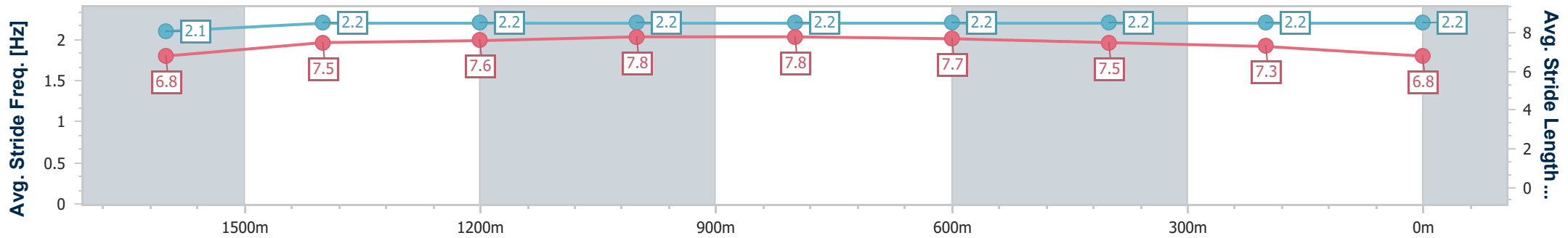
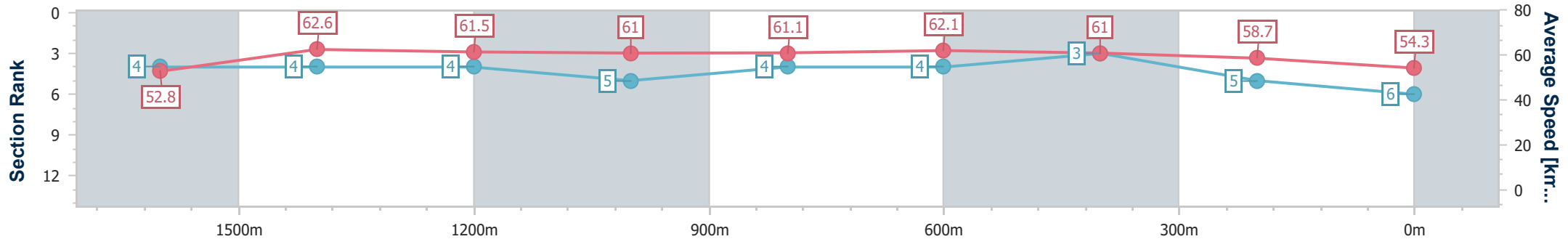
Mackay QLD Professional
 Race 5: MM ELECTRICAL MACKAY NQ CLASSIC QTIS 3YO &
 4YO BENCHMARK 65 Handicap - 1800m



30 September 2023 - 16:10

Track Rating: Good 3, Weather: Fine, Rail Position: True

Section	Overall	1600m	1400m	1200m	1000m	800m	600m	400m	200m
Section Times	1:50.66 [6] (0:13.67)	1:36.99 [4] (0:11.84)	1:25.15 [4] (0:11.98)	1:13.17 [4] (0:11.89)	1:01.28 [5] (0:11.89)	0:49.39 [4] (0:11.72)	0:37.67 [4] (0:12.05)	0:25.62 [3] (0:12.35)	0:13.27 [5] (0:13.27)
Average Speed [km/h]	52.8	62.6	61.5	61.0	61.1	62.1	61.0	58.7	54.3
Top Speed [km/h]	65.7	63.9	62.1	62.0	62.0	62.8	61.8	60.0	57.7
Avg. Dist. to Rail [m]	9.7	4.8	3.4	3.6	3.2	3.2	2.8	5.1	4.2
Avg. Stride Freq. [Hz]	2.1	2.2	2.2	2.2	2.2	2.2	2.2	2.2	2.2
Avg. Stride Length [m]	6.8	7.5	7.6	7.8	7.8	7.7	7.5	7.3	6.8



- [] Ranking at each section and finish
- .-.- No data available at this section
- NA No data available



Horse/Jockey Name	Enterprise Phoenix
Final Rank	7
Fastest Section Time (Section)	0:11.80 (1600m)
Top Speed [km/h] (Section)	62.6 (1400m)
Race State	Finished



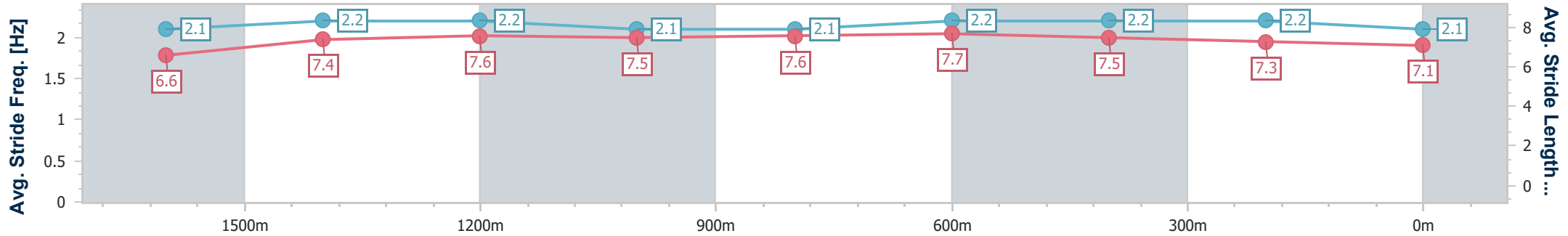
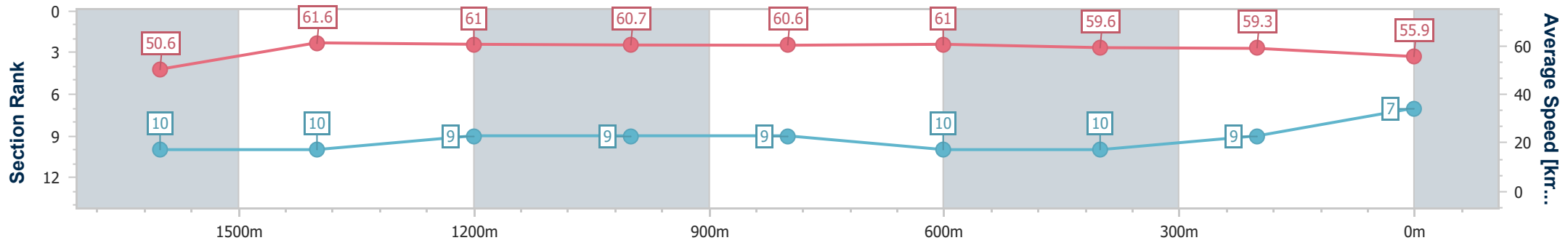
Mackay QLD Professional
 Race 5: MM ELECTRICAL MACKAY NQ CLASSIC QTIS 3YO &
 4YO BENCHMARK 65 Handicap - 1800m



30 September 2023 - 16:10

Track Rating: Good 3, Weather: Fine, Rail Position: True

Section	Overall	1600m	1400m	1200m	1000m	800m	600m	400m	200m
Section Times	1:50.72 [7] (0:14.20)	1:36.52 [10] (0:11.80)	1:24.72 [10] (0:11.92)	1:12.80 [9] (0:11.89)	1:00.91 [9] (0:11.92)	0:48.99 [9] (0:11.84)	0:37.15 [10] (0:12.12)	0:25.03 [10] (0:12.14)	0:12.89 [9] (0:12.89)
Average Speed [km/h]	50.6	61.6	61.0	60.7	60.6	61.0	59.6	59.3	55.9
Top Speed [km/h]	62.1	62.2	62.6	61.5	61.4	62.2	61.0	60.1	58.3
Avg. Dist. to Rail [m]	3.9	1.0	1.4	1.6	1.2	0.8	0.5	1.2	1.1
Avg. Stride Freq. [Hz]	2.1	2.2	2.2	2.1	2.1	2.2	2.2	2.2	2.1
Avg. Stride Length [m]	6.6	7.4	7.6	7.5	7.6	7.7	7.5	7.3	7.1



- [] Ranking at each section and finish
- .-.- No data available at this section
- NA No data available



Horse/Jockey Name	Dragon Song
Final Rank	8
Fastest Section Time (Section)	0:11.77 (800m)
Top Speed [km/h] (Section)	62.7 (1000m)
Race State	Finished



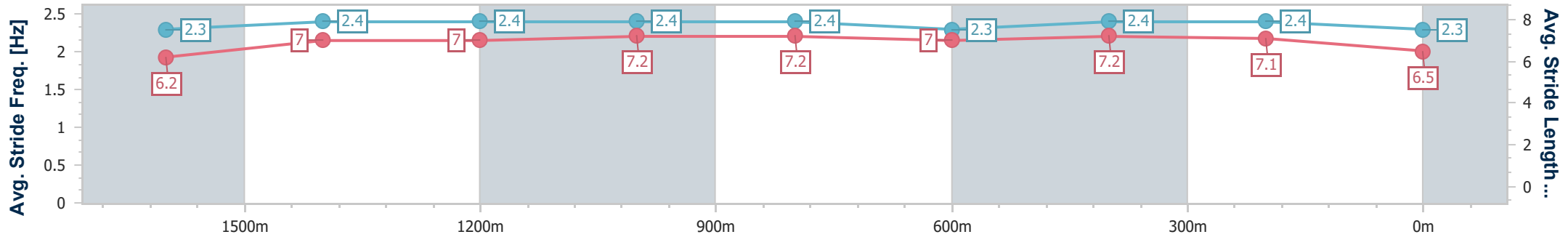
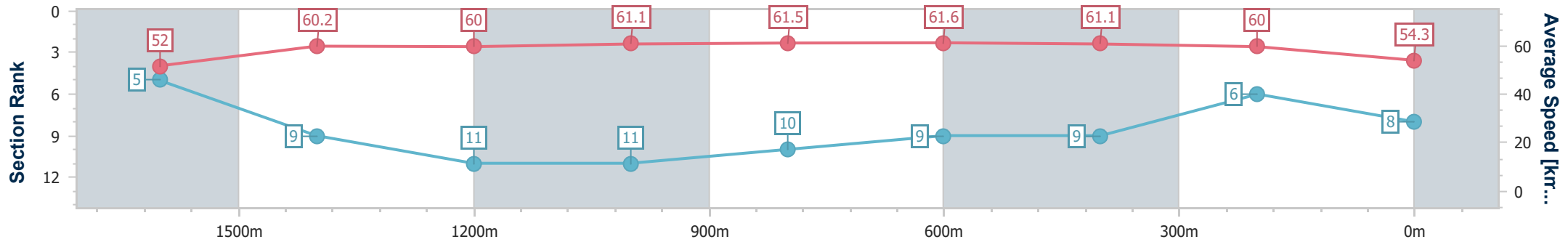
Mackay QLD Professional
 Race 5: MM ELECTRICAL MACKAY NQ CLASSIC QTIS 3YO &
 4YO BENCHMARK 65 Handicap - 1800m



30 September 2023 - 16:10

Track Rating: Good 3, Weather: Fine, Rail Position: True

Section	Overall	1600m	1400m	1200m	1000m	800m	600m	400m	200m
Section Times	1:50.93 [8] (0:13.87)	1:37.06 [5] (0:12.12)	1:24.94 [9] (0:12.16)	1:12.78 [11] (0:11.85)	1:00.93 [11] (0:11.79)	0:49.14 [10] (0:11.77)	0:37.37 [9] (0:11.96)	0:25.41 [9] (0:12.13)	0:13.28 [6] (0:13.28)
Average Speed [km/h]	52.0	60.2	60.0	61.1	61.5	61.6	61.1	60.0	54.3
Top Speed [km/h]	60.3	61.0	61.7	62.1	62.7	62.4	62.6	61.3	58.8
Avg. Dist. to Rail [m]	5.2	2.3	2.1	2.4	2.3	2.0	2.1	7.2	7.2
Avg. Stride Freq. [Hz]	2.3	2.4	2.4	2.4	2.4	2.3	2.4	2.4	2.3
Avg. Stride Length [m]	6.2	7.0	7.0	7.2	7.2	7.0	7.2	7.1	6.5



- [] Ranking at each section and finish
- .-.- No data available at this section
- NA No data available



Horse/Jockey Name	Levalet
Final Rank	9
Fastest Section Time (Section)	0:11.84 (1200m)
Top Speed [km/h] (Section)	62.0 (1000m)
Race State	Finished



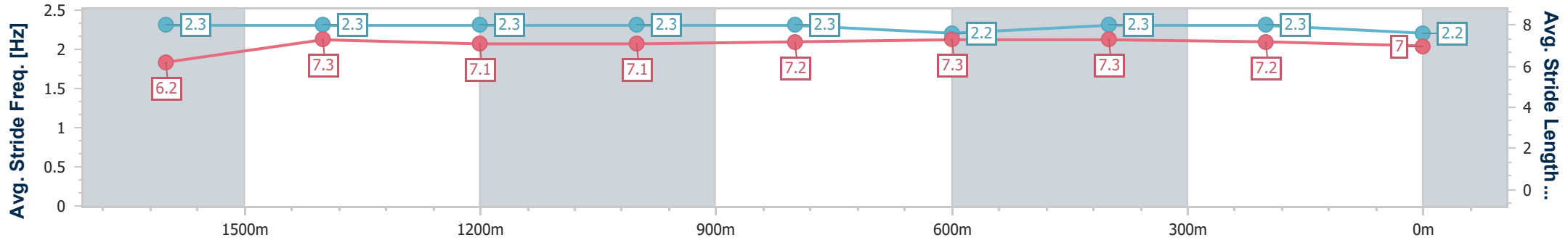
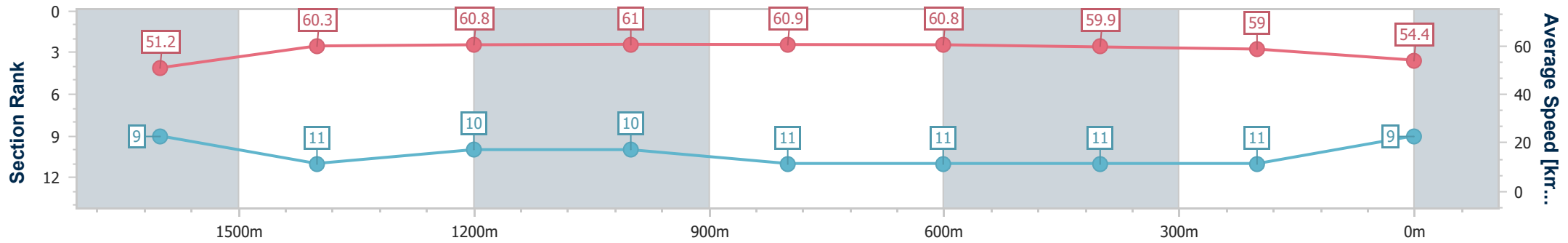
Mackay QLD Professional
 Race 5: MM ELECTRICAL MACKAY NQ CLASSIC QTIS 3YO &
 4YO BENCHMARK 65 Handicap - 1800m



30 September 2023 - 16:10

Track Rating: Good 3, Weather: Fine, Rail Position: True

Section	Overall	1600m	1400m	1200m	1000m	800m	600m	400m	200m
Section Times	1:51.46 [9] (0:14.07)	1:37.39 [9] (0:12.13)	1:25.26 [11] (0:11.93)	1:13.33 [10] (0:11.84)	1:01.49 [10] (0:11.87)	0:49.62 [11] (0:11.90)	0:37.72 [11] (0:12.16)	0:25.56 [11] (0:12.32)	0:13.24 [11] (0:13.24)
Average Speed [km/h]	51.2	60.3	60.8	61.0	60.9	60.8	59.9	59.0	54.4
Top Speed [km/h]	60.7	60.9	61.5	61.4	62.0	61.3	60.6	60.0	57.8
Avg. Dist. to Rail [m]	5.9	2.6	1.5	1.9	1.4	1.1	1.8	4.5	4.4
Avg. Stride Freq. [Hz]	2.3	2.3	2.3	2.3	2.3	2.2	2.3	2.3	2.2
Avg. Stride Length [m]	6.2	7.3	7.1	7.1	7.2	7.3	7.3	7.2	7.0



- [] Ranking at each section and finish
- .-.- No data available at this section
- NA No data available



Horse/Jockey Name	Telmesomethin'girl
Final Rank	10
Fastest Section Time (Section)	0:11.79 (1600m)
Top Speed [km/h] (Section)	64.1 (1600m)
Race State	Finished



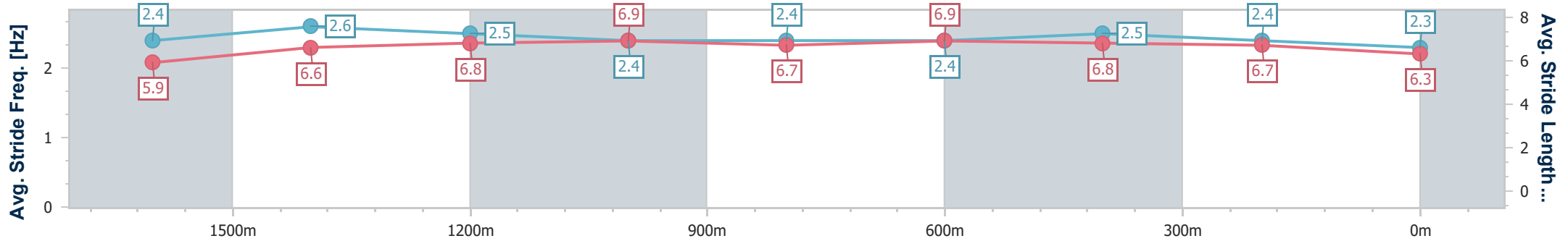
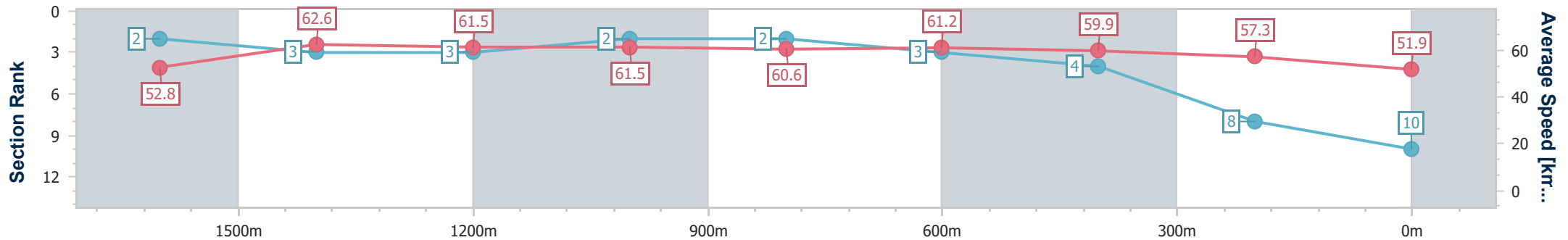
Mackay QLD Professional
 Race 5: MM ELECTRICAL MACKAY NQ CLASSIC QTIS 3YO &
 4YO BENCHMARK 65 Handicap - 1800m



30 September 2023 - 16:10

Track Rating: Good 3, Weather: Fine, Rail Position: True

Section	Overall	1600m	1400m	1200m	1000m	800m	600m	400m	200m
Section Times	1:51.69 [10] (0:13.61)	1:38.08 [2] (0:11.79)	1:26.29 [3] (0:11.93)	1:14.36 [3] (0:11.79)	1:02.57 [2] (0:11.95)	0:50.62 [2] (0:11.89)	0:38.73 [3] (0:12.20)	0:26.53 [4] (0:12.66)	0:13.87 [8] (0:13.87)
Average Speed [km/h]	52.8	62.6	61.5	61.5	60.6	61.2	59.9	57.3	51.9
Top Speed [km/h]	63.7	64.1	63.0	62.7	60.9	62.2	61.5	60.2	54.9
Avg. Dist. to Rail [m]	7.7	3.9	3.3	3.0	2.5	2.5	2.0	2.9	1.8
Avg. Stride Freq. [Hz]	2.4	2.6	2.5	2.4	2.4	2.4	2.5	2.4	2.3
Avg. Stride Length [m]	5.9	6.6	6.8	6.9	6.7	6.9	6.8	6.7	6.3



- [] Ranking at each section and finish
- .-.- No data available at this section
- NA No data available



Horse/Jockey Name	Rocketoro
Final Rank	11
Fastest Section Time (Section)	0:11.74 (1400m)
Top Speed [km/h] (Section)	63.5 (1600m)
Race State	Finished



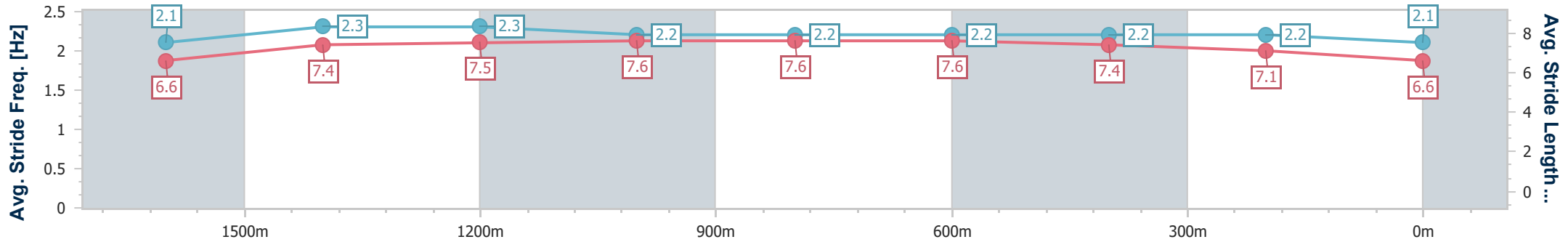
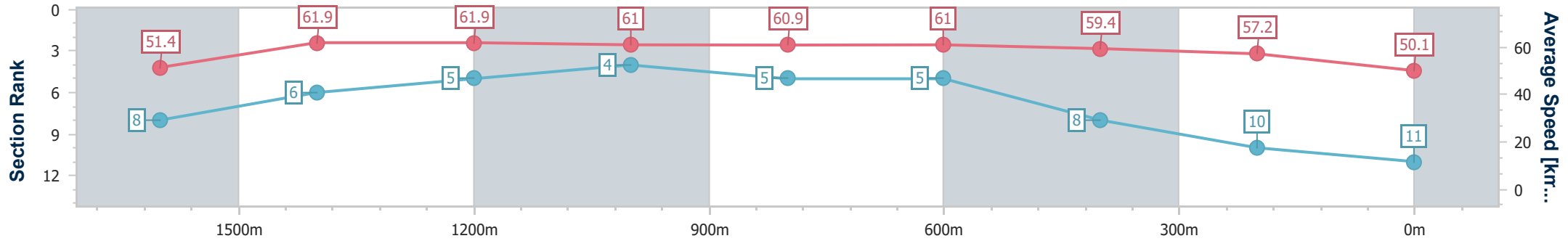
Mackay QLD Professional
 Race 5: MM ELECTRICAL MACKAY NQ CLASSIC QTIS 3YO &
 4YO BENCHMARK 65 Handicap - 1800m



30 September 2023 - 16:10

Track Rating: Good 3, Weather: Fine, Rail Position: True

Section	Overall	1600m	1400m	1200m	1000m	800m	600m	400m	200m
Section Times	1:52.45 [11] (0:14.01)	1:38.44 [8] (0:11.75)	1:26.69 [6] (0:11.74)	1:14.95 [5] (0:11.86)	1:03.09 [4] (0:11.92)	0:51.17 [5] (0:11.92)	0:39.25 [5] (0:12.25)	0:27.00 [8] (0:12.65)	0:14.35 [10] (0:14.35)
Average Speed [km/h]	51.4	61.9	61.9	61.0	60.9	61.0	59.4	57.2	50.1
Top Speed [km/h]	62.3	63.5	62.3	61.5	61.6	61.7	60.4	58.9	54.2
Avg. Dist. to Rail [m]	2.4	1.6	1.6	2.6	2.7	2.9	1.6	1.7	2.4
Avg. Stride Freq. [Hz]	2.1	2.3	2.3	2.2	2.2	2.2	2.2	2.2	2.1
Avg. Stride Length [m]	6.6	7.4	7.5	7.6	7.6	7.6	7.4	7.1	6.6



- [] Ranking at each section and finish
- .-.- No data available at this section
- NA No data available