



Mackay QLD Professional

Race 4: CCG TERMINATIONS OPEN Handicap - 1560m



MACKAY TURF CLUB
Ooralea Racecourse

30 September 2023 - 15:30

Track Rating: Good 3, Weather: Fine, Rail Position: True

| Section | | Overall | | | | | | | | | | | Last 600m | |
|-------------|-----|----------------------------------|-----------|------------------|-----------------|-------------|-------------|-------------|-------------|-------------|-------------|-------------|------------------------|-----|
| Field Times | | 1:33.28 | | | | | | | | | | | 0:34.65 | |
| | | (0:11.50) | | | | | | | | | | | (0:11.24) | |
| | | 1400m | 1200m | 1000m | 800m | 600m | 400m | 400m | 400m | 400m | 400m | 400m | 400m | |
| | | 1:21.78 | 1:09.83 | 0:57.87 | 0:46.22 | 0:34.65 | 0:23.16 | 0:23.16 | 0:23.16 | 0:23.16 | 0:23.16 | 0:23.16 | 0:23.16 | |
| | | (0:11.95) | (0:11.96) | (0:11.65) | (0:11.57) | (0:11.49) | (0:11.24) | (0:11.24) | (0:11.24) | (0:11.24) | (0:11.24) | (0:11.24) | (0:11.24) | |
| Rank | TAB | Horse/Jockey | Barrier | Top Speed [km/h] | Fastest Section | | | | | | | | Distance Travelled [m] | |
| 1 | 4 | O'MUDGEES Ryan Wiggins | 6 | 65.8 | 0:11.22 | 1:33.28 [1] | 1:21.35 [6] | 1:09.29 [6] | 0:57.30 [7] | 0:45.62 [6] | 0:34.02 [7] | 0:22.74 [5] | 0:34.02 | |
| 2 | 6 | MOTAMAYIZ Nikki Olzard | 7 | 65.5 | 0:11.34 | 1:33.35 [2] | 1:21.48 [5] | 1:09.47 [5] | 0:57.86 [2] | 0:46.22 [2] | 0:34.62 [2] | 0:23.23 [1] | 0:34.62 | +2 |
| 3 | 2 | BRAD Ashley Butler | 8 | 65.3 | 0:11.22 | 1:33.39 [3] | 1:21.89 [1] | 1:09.94 [1] | 0:57.98 [1] | 0:46.33 [1] | 0:34.76 [1] | 0:23.25 [2] | 0:34.76 | -3 |
| 4 | 5 | SVINDAL Adrian Layt | 4 | 66.0 | 0:11.20 | 1:33.48 [4] | 1:21.87 [3] | 1:09.74 [3] | 0:57.76 [4] | 0:46.12 [3] | 0:34.53 [4] | 0:23.09 [4] | 0:34.53 | +4 |
| 5 | 3 | NIGHT OF POWER Jackson Murphy | 2 | 64.8 | 0:11.30 | 1:33.60 [5] | 1:22.04 [2] | 1:09.95 [2] | 0:57.93 [3] | 0:46.21 [4] | 0:34.68 [3] | 0:23.23 [3] | 0:34.68 | -1 |
| 6 | 8 | SUCH A WHIT Tessa Townsend | 9 | 66.5 | 0:11.21 | 1:33.92 [6] | 1:21.88 [7] | 1:09.76 [8] | 0:57.51 [8] | 0:45.82 [8] | 0:34.29 [8] | 0:23.08 [8] | 0:34.29 | +6 |
| 7 | 1 | SAVVY LEGEND McKenzie Apel | 10 | 65.0 | 0:11.50 | 1:34.28 [7] | 1:22.22 [8] | 1:10.12 [7] | 0:58.35 [5] | 0:46.80 [5] | 0:35.27 [5] | 0:23.71 [6] | 0:35.27 | +13 |
| 8 | 10 | WHISKEY ROW Justin Stanley | 1 | 63.9 | 0:11.33 | 1:34.45 [8] | 1:22.68 [4] | 1:10.59 [4] | 0:58.50 [6] | 0:46.73 [7] | 0:35.19 [6] | 0:23.86 [7] | 0:35.19 | -7 |
| 9 | 9 | SARNIA Erin Molloy | 3 | 64.5 | 0:11.40 | 1:34.95 [9] | 1:22.54 [9] | 1:10.43 [9] | 0:58.34 [9] | 0:46.69 [9] | 0:34.93 [9] | 0:23.05 [9] | 0:34.93 | +0 |

Scratched: Rock 'n' Sol (#7)

[] Ranking at each section and finish
 -:-:- No data available at this section
 NA No data available

SCN Saddle cloth number
 DNF Did not finish
 DNT Did not track



Mackay QLD Professional

Race 4: CCG TERMINATIONS OPEN Handicap - 1560m

30 September 2023 - 15:30



MACKAY TURF CLUB
Ooralea Racecourse

Track Rating: Good 3, Weather: Fine, Rail Position: True

| Section | | | | 200m | | | | Last 600m | |
|-------------|-----|---|---------|----------------------|-----------------|--------------------------|---------|-----------|------------------------|
| Field Times | | | | 0:11.92 (0:11.92) | | | | 0:34.65 | |
| Rank | TAB | Horse/Jockey | Barrier | Top Speed [km/h] | Fastest Section | Margin | | | Distance Travelled [m] |
| 1 | 4 | O'MUDGE Ryan Wiggins | 6 | 65.8 400m | 0:11.22 400m | 0:11.52 [5] (0:11.52) | 1:33.28 | | 0:34.02 |
| 2 | 6 | MOTAMAYIZ Nikki Olzard | 7 | 65.5 400m | 0:11.34 400m | 0:11.89 [2] (0:11.89) | 0.3L | | 0:34.62 +2 |
| 3 | 2 | BRAD Ashley Butler | 8 | 65.3 400m | 0:11.22 400m | 0:12.03 [1] (0:12.03) | 0.5L | | 0:34.76 -3 |
| 4 | 5 | SVINDAL Adrian Layt | 4 | 66.0 400m | 0:11.20 400m | 0:11.89 [3] (0:11.89) | 1L | | 0:34.53 +4 |
| 5 | 3 | NIGHT OF POWER Jackson Murphy | 2 | 64.8 400m | 0:11.30 400m | 0:11.93 [4] (0:11.93) | 1.5L | | 0:34.68 -1 |
| 6 | 8 | SUCH A WHIT Tessa Townsend | 9 | 66.5 600m | 0:11.21 600m | 0:11.84 [7] (0:11.84) | 3.3L | | 0:34.29 +6 |
| 7 | 1 | SAVVY LEGEND McKenzie Apel | 10 | 65.0 600m | 0:11.50 400m | 0:12.21 [6] (0:12.21) | 5.3L | | 0:35.27 +13 |
| 8 | 10 | WHISKEY ROW Justin Stanley | 1 | 63.9 600m | 0:11.33 600m | 0:12.29 [8] (0:12.29) | 6.3L | | 0:35.19 -7 |
| 9 | 9 | SARNIA Erin Molloy | 3 | 64.5 400m | 0:11.40 400m | 0:11.65 [9] (0:11.65) | 9.1L | | 0:34.93 +0 |

Scratched: Rock 'n' Sol (#7)



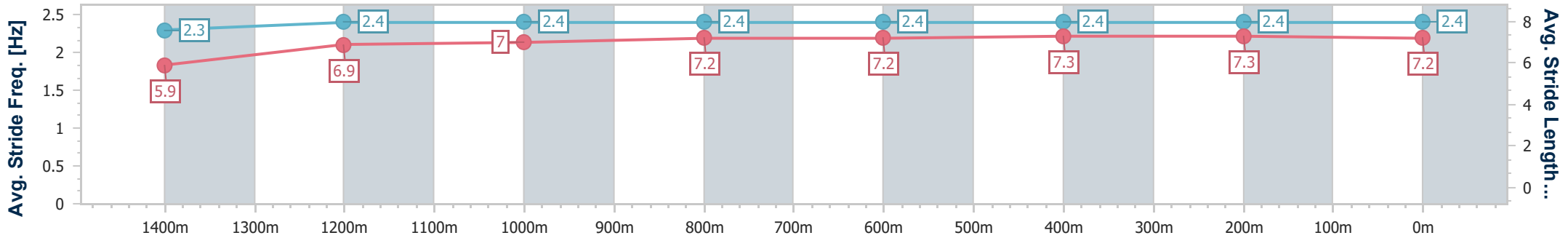
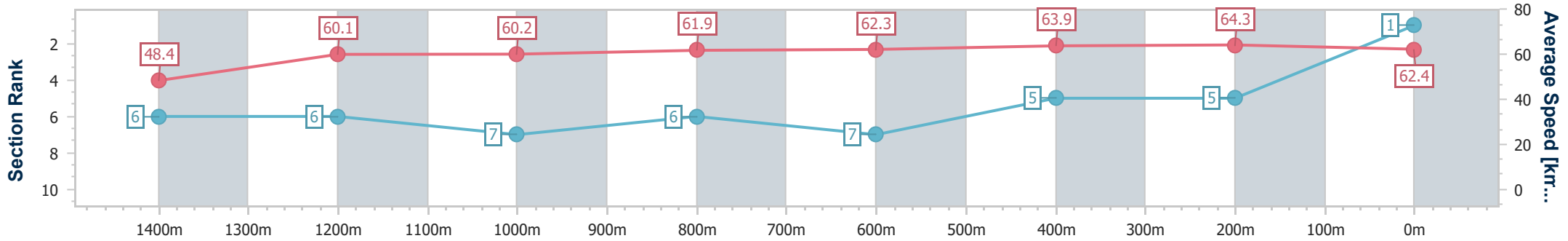
| | |
|--------------------------------|----------------|
| Horse/Jockey Name | O'mudgee |
| Final Rank | 1 |
| Fastest Section Time (Section) | 0:11.22 (400m) |
| Top Speed [km/h] (Section) | 65.8 (400m) |
| Race State | Finished |



Mackay QLD Professional
 Race 4: CCG TERMINATIONS OPEN Handicap - 1560m
 30 September 2023 - 15:30
 Track Rating: Good 3, Weather: Fine, Rail Position: True



| Section | Overall | 1400m | 1200m | 1000m | 800m | 600m | 400m | 200m |
|------------------------|--------------------------|--------------------------|--------------------------|--------------------------|--------------------------|--------------------------|--------------------------|-------------|
| Section Times | 1:33.28 [1] (0:11.93) | 1:21.35 [6] (0:12.06) | 1:09.29 [6] (0:11.99) | 0:57.30 [7] (0:11.68) | 0:45.62 [6] (0:11.60) | 0:34.02 [7] (0:11.28) | 0:22.74 [5] (0:11.22) | 0:11.52 [5] |
| Average Speed [km/h] | 48.4 | 60.1 | 60.2 | 61.9 | 62.3 | 63.9 | 64.3 | 62.4 |
| Top Speed [km/h] | 60.5 | 60.9 | 63.1 | 63.7 | 64.0 | 65.5 | 65.8 | 65.7 |
| Avg. Dist. to Rail [m] | 6.9 | 1.4 | 1.1 | 1.6 | 1.2 | 0.7 | 2.2 | 4.3 |
| Avg. Stride Freq. [Hz] | 2.3 | 2.4 | 2.4 | 2.4 | 2.4 | 2.4 | 2.4 | 2.4 |
| Avg. Stride Length [m] | 5.9 | 6.9 | 7.0 | 7.2 | 7.2 | 7.3 | 7.3 | 7.2 |



- [] Ranking at each section and finish
- .-.- No data available at this section
- NA No data available



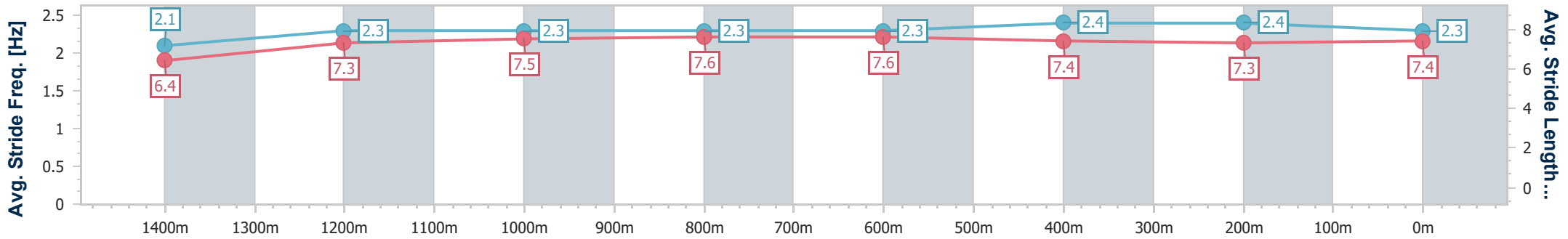
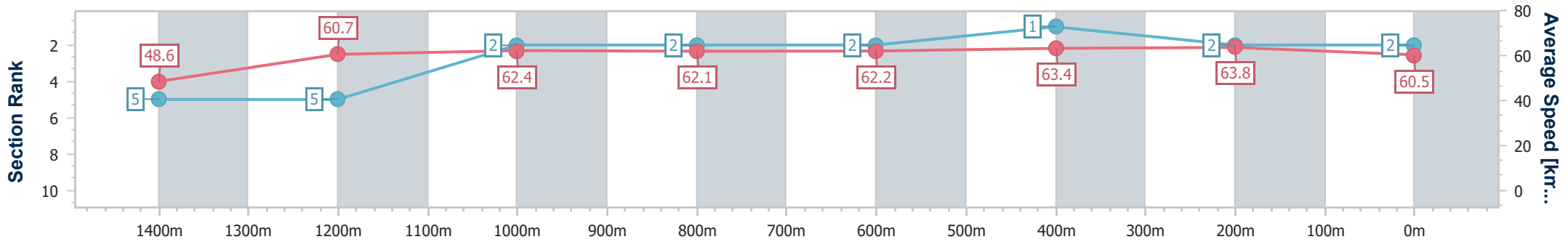
| | |
|--------------------------------|----------------|
| Horse/Jockey Name | Motamayiz |
| Final Rank | 2 |
| Fastest Section Time (Section) | 0:11.34 (400m) |
| Top Speed [km/h] (Section) | 65.5 (400m) |
| Race State | Finished |



Mackay QLD Professional
 Race 4: CCG TERMINATIONS OPEN Handicap - 1560m
 30 September 2023 - 15:30
 Track Rating: Good 3, Weather: Fine, Rail Position: True



| Section | Overall | 1400m | 1200m | 1000m | 800m | 600m | 400m | 200m |
|------------------------|--------------------------|--------------------------|--------------------------|--------------------------|--------------------------|--------------------------|--------------------------|--------------------------|
| Section Times | 1:33.35 [2] (0:11.87) | 1:21.48 [5] (0:12.01) | 1:09.47 [5] (0:11.61) | 0:57.86 [2] (0:11.64) | 0:46.22 [2] (0:11.60) | 0:34.62 [2] (0:11.39) | 0:23.23 [1] (0:11.34) | 0:11.89 [2] (0:11.89) |
| Average Speed [km/h] | 48.6 | 60.7 | 62.4 | 62.1 | 62.2 | 63.4 | 63.8 | 60.5 |
| Top Speed [km/h] | 59.6 | 62.8 | 63.1 | 62.6 | 62.9 | 64.7 | 65.5 | 63.9 |
| Avg. Dist. to Rail [m] | 8.4 | 2.7 | 2.6 | 1.6 | 0.7 | 0.6 | 2.2 | 2.6 |
| Avg. Stride Freq. [Hz] | 2.1 | 2.3 | 2.3 | 2.3 | 2.3 | 2.4 | 2.4 | 2.3 |
| Avg. Stride Length [m] | 6.4 | 7.3 | 7.5 | 7.6 | 7.6 | 7.4 | 7.3 | 7.4 |



- [] Ranking at each section and finish
- .-.- No data available at this section
- NA No data available



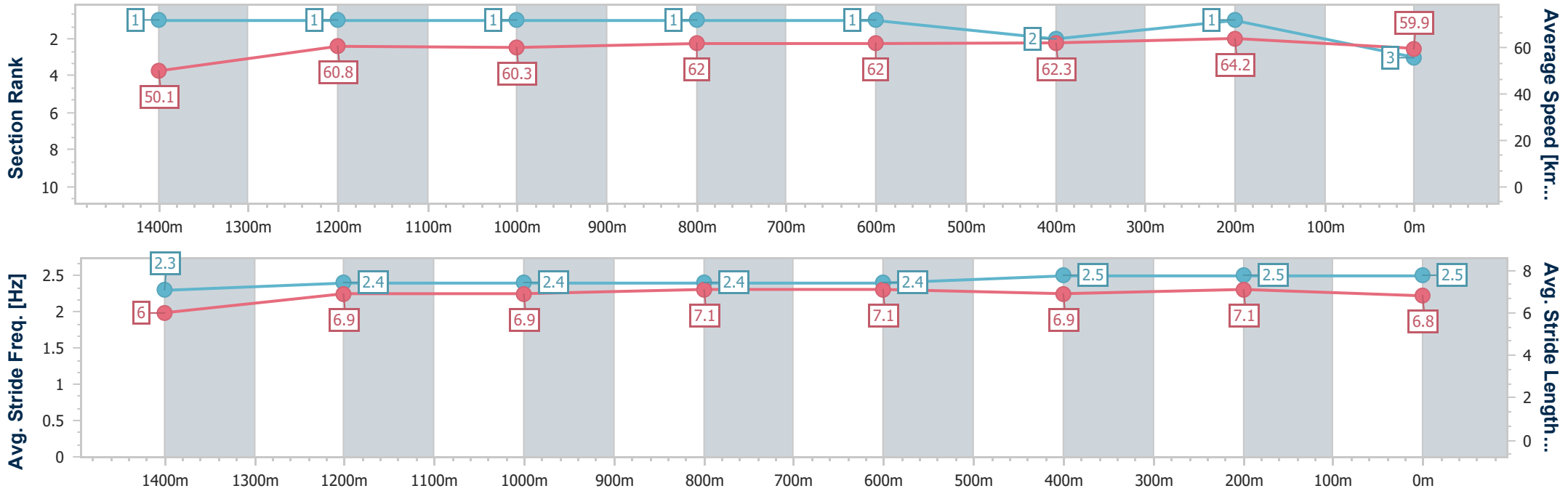
| | |
|--------------------------------|----------------|
| Horse/Jockey Name | Brad |
| Final Rank | 3 |
| Fastest Section Time (Section) | 0:11.22 (400m) |
| Top Speed [km/h] (Section) | 65.3 (400m) |
| Race State | Finished |



Mackay QLD Professional
 Race 4: CCG TERMINATIONS OPEN Handicap - 1560m
 30 September 2023 - 15:30
 Track Rating: Good 3, Weather: Fine, Rail Position: True



| Section | Overall | 1400m | 1200m | 1000m | 800m | 600m | 400m | 200m |
|------------------------|--------------------------|--------------------------|--------------------------|--------------------------|--------------------------|--------------------------|--------------------------|--------------------------|
| Section Times | 1:33.39 [3] (0:11.50) | 1:21.89 [1] (0:11.95) | 1:09.94 [1] (0:11.96) | 0:57.98 [1] (0:11.65) | 0:46.33 [1] (0:11.57) | 0:34.76 [1] (0:11.51) | 0:23.25 [2] (0:11.22) | 0:12.03 [1] (0:12.03) |
| Average Speed [km/h] | 50.1 | 60.8 | 60.3 | 62.0 | 62.0 | 62.3 | 64.2 | 59.9 |
| Top Speed [km/h] | 61.5 | 61.8 | 62.9 | 62.6 | 63.1 | 64.3 | 65.3 | 63.1 |
| Avg. Dist. to Rail [m] | 9.3 | 2.1 | 1.2 | 0.6 | 0.6 | 0.5 | 1.0 | 1.3 |
| Avg. Stride Freq. [Hz] | 2.3 | 2.4 | 2.4 | 2.4 | 2.4 | 2.5 | 2.5 | 2.5 |
| Avg. Stride Length [m] | 6.0 | 6.9 | 6.9 | 7.1 | 7.1 | 6.9 | 7.1 | 6.8 |



- [] Ranking at each section and finish
- .-.- No data available at this section
- NA No data available



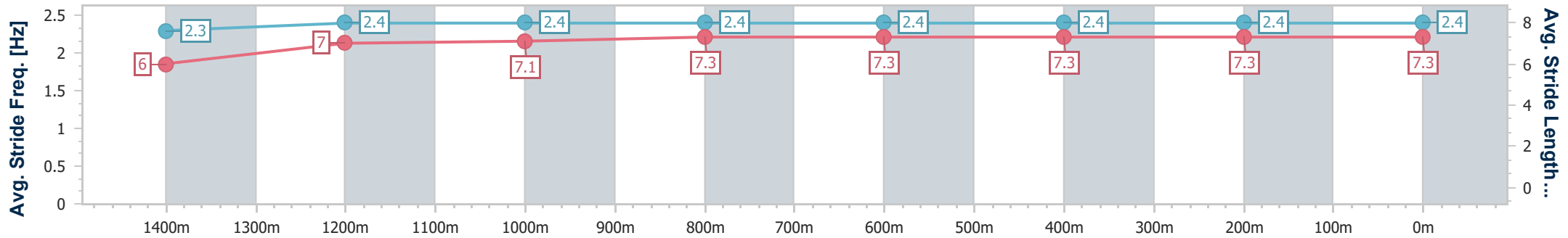
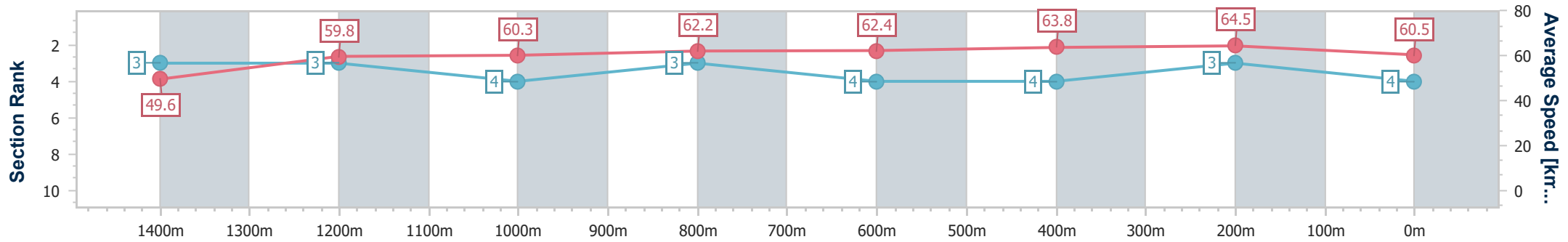
| | |
|--------------------------------|----------------|
| Horse/Jockey Name | Svindal |
| Final Rank | 4 |
| Fastest Section Time (Section) | 0:11.20 (400m) |
| Top Speed [km/h] (Section) | 66.0 (400m) |
| Race State | Finished |



Mackay QLD Professional
 Race 4: CCG TERMINATIONS OPEN Handicap - 1560m
 30 September 2023 - 15:30
 Track Rating: Good 3, Weather: Fine, Rail Position: True



| Section | Overall | 1400m | 1200m | 1000m | 800m | 600m | 400m | 200m |
|------------------------|--------------------------|--------------------------|--------------------------|--------------------------|--------------------------|--------------------------|--------------------------|--------------------------|
| Section Times | 1:33.48 [4] (0:11.61) | 1:21.87 [3] (0:12.13) | 1:09.74 [3] (0:11.98) | 0:57.76 [4] (0:11.64) | 0:46.12 [3] (0:11.59) | 0:34.53 [4] (0:11.44) | 0:23.09 [4] (0:11.20) | 0:11.89 [3] (0:11.89) |
| Average Speed [km/h] | 49.6 | 59.8 | 60.3 | 62.2 | 62.4 | 63.8 | 64.5 | 60.5 |
| Top Speed [km/h] | 60.6 | 60.6 | 62.6 | 62.7 | 62.9 | 65.3 | 66.0 | 64.2 |
| Avg. Dist. to Rail [m] | 6.3 | 1.8 | 2.0 | 1.7 | 1.5 | 1.8 | 2.3 | 3.2 |
| Avg. Stride Freq. [Hz] | 2.3 | 2.4 | 2.4 | 2.4 | 2.4 | 2.4 | 2.4 | 2.4 |
| Avg. Stride Length [m] | 6.0 | 7.0 | 7.1 | 7.3 | 7.3 | 7.3 | 7.3 | 7.3 |



- [] Ranking at each section and finish
- .-.- No data available at this section
- NA No data available



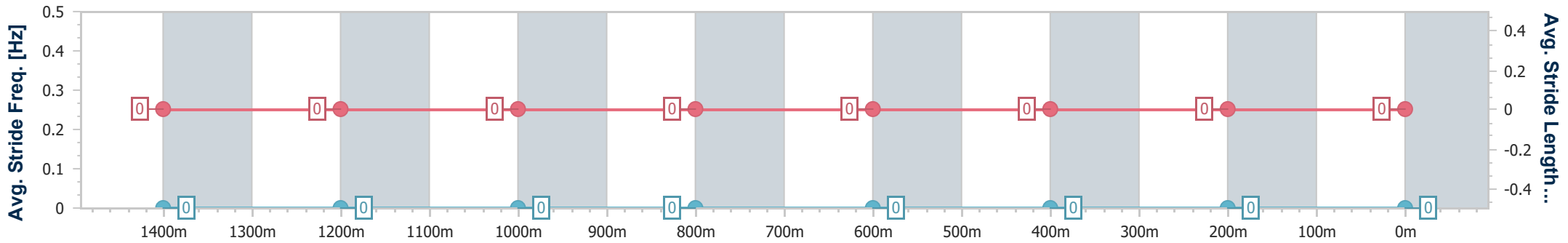
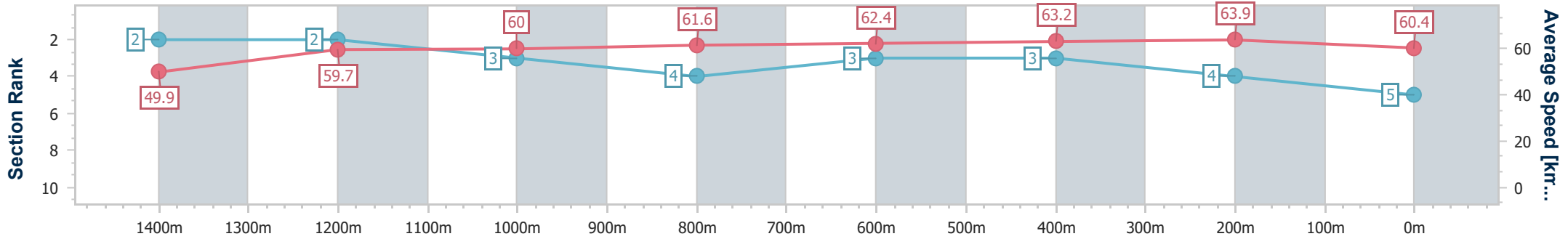
| | |
|--------------------------------|----------------|
| Horse/Jockey Name | Night Of Power |
| Final Rank | 5 |
| Fastest Section Time (Section) | 0:11.30 (400m) |
| Top Speed [km/h] (Section) | 64.8 (400m) |
| Race State | Finished |



Mackay QLD Professional
 Race 4: CCG TERMINATIONS OPEN Handicap - 1560m
 30 September 2023 - 15:30
 Track Rating: Good 3, Weather: Fine, Rail Position: True



| Section | Overall | 1400m | 1200m | 1000m | 800m | 600m | 400m | 200m |
|------------------------|--------------------------|--------------------------|--------------------------|--------------------------|--------------------------|--------------------------|--------------------------|--------------------------|
| Section Times | 1:33.60 [5] (0:11.56) | 1:22.04 [2] (0:12.09) | 1:09.95 [2] (0:12.02) | 0:57.93 [3] (0:11.72) | 0:46.21 [4] (0:11.53) | 0:34.68 [3] (0:11.45) | 0:23.23 [3] (0:11.30) | 0:11.93 [4] (0:11.93) |
| Average Speed [km/h] | 49.9 | 59.7 | 60.0 | 61.6 | 62.4 | 63.2 | 63.9 | 60.4 |
| Top Speed [km/h] | 61.0 | 61.5 | 61.4 | 62.1 | 63.5 | 63.9 | 64.8 | 63.3 |
| Avg. Dist. to Rail [m] | 4.3 | 0.7 | 1.2 | 1.0 | 0.4 | 0.7 | 1.8 | 2.2 |
| Avg. Stride Freq. [Hz] | -- | -- | -- | -- | -- | -- | -- | -- |
| Avg. Stride Length [m] | -- | -- | -- | -- | -- | -- | -- | -- |



- [] Ranking at each section and finish
- No data available at this section
- NA No data available



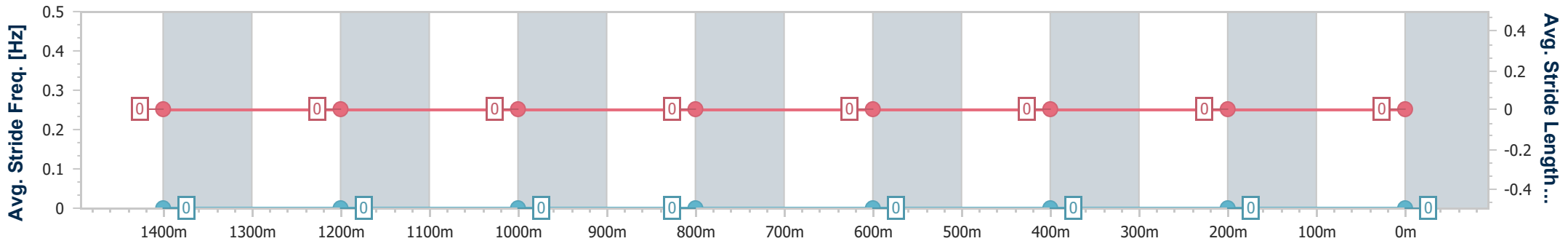
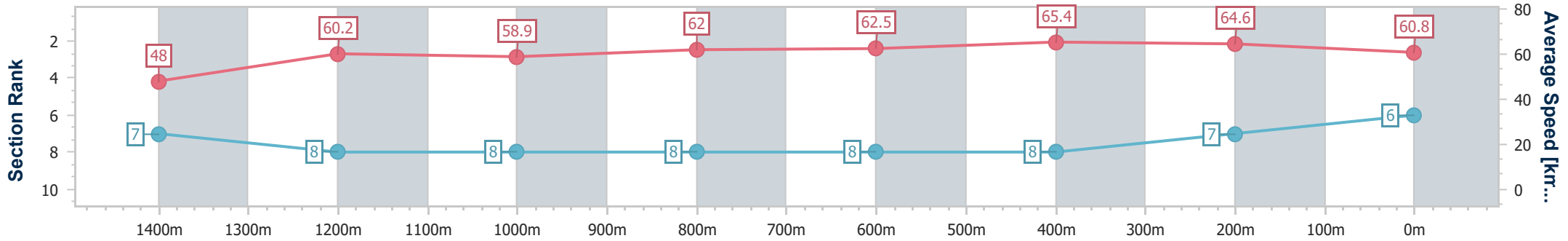
| | |
|--------------------------------|----------------|
| Horse/Jockey Name | Such A Whit |
| Final Rank | 6 |
| Fastest Section Time (Section) | 0:11.21 (600m) |
| Top Speed [km/h] (Section) | 66.5 (600m) |
| Race State | Finished |



Mackay QLD Professional
 Race 4: CCG TERMINATIONS OPEN Handicap - 1560m
 30 September 2023 - 15:30
 Track Rating: Good 3, Weather: Fine, Rail Position: True



| Section | Overall | 1400m | 1200m | 1000m | 800m | 600m | 400m | 200m |
|------------------------|--------------------------|--------------------------|--------------------------|--------------------------|--------------------------|--------------------------|--------------------------|--------------------------|
| Section Times | 1:33.92 [6] (0:12.04) | 1:21.88 [7] (0:12.12) | 1:09.76 [8] (0:12.25) | 0:57.51 [8] (0:11.69) | 0:45.82 [8] (0:11.53) | 0:34.29 [8] (0:11.21) | 0:23.08 [8] (0:11.24) | 0:11.84 [7] (0:11.84) |
| Average Speed [km/h] | 48.0 | 60.2 | 58.9 | 62.0 | 62.5 | 65.4 | 64.6 | 60.8 |
| Top Speed [km/h] | 58.6 | 61.1 | 60.5 | 62.6 | 63.8 | 66.5 | 66.1 | 64.2 |
| Avg. Dist. to Rail [m] | 10.0 | 2.7 | 1.6 | 1.8 | 1.2 | 2.2 | 5.9 | 8.4 |
| Avg. Stride Freq. [Hz] | --- | --- | --- | --- | --- | --- | --- | --- |
| Avg. Stride Length [m] | --- | --- | --- | --- | --- | --- | --- | --- |



- [] Ranking at each section and finish
- No data available at this section
- NA No data available



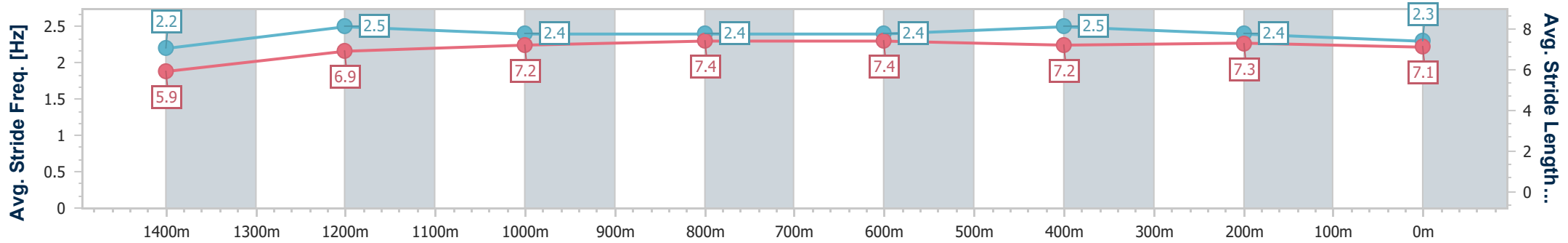
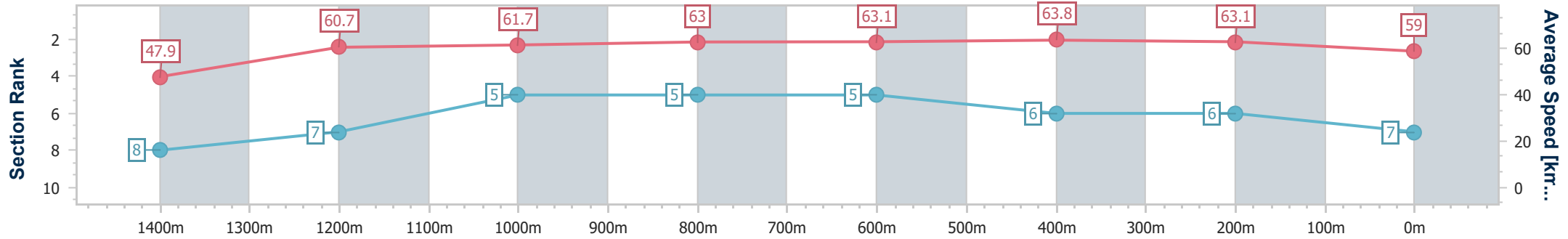
| | |
|--------------------------------|----------------|
| Horse/Jockey Name | Savvy Legend |
| Final Rank | 7 |
| Fastest Section Time (Section) | 0:11.50 (400m) |
| Top Speed [km/h] (Section) | 65.0 (600m) |
| Race State | Finished |



Mackay QLD Professional
 Race 4: CCG TERMINATIONS OPEN Handicap - 1560m
 30 September 2023 - 15:30
 Track Rating: Good 3, Weather: Fine, Rail Position: True



| Section | Overall | 1400m | 1200m | 1000m | 800m | 600m | 400m | 200m |
|------------------------|--------------------------|--------------------------|--------------------------|--------------------------|--------------------------|--------------------------|--------------------------|--------------------------|
| Section Times | 1:34.28 [7] (0:12.06) | 1:22.22 [8] (0:12.10) | 1:10.12 [7] (0:11.77) | 0:58.35 [5] (0:11.55) | 0:46.80 [5] (0:11.53) | 0:35.27 [5] (0:11.56) | 0:23.71 [6] (0:11.50) | 0:12.21 [6] (0:12.21) |
| Average Speed [km/h] | 47.9 | 60.7 | 61.7 | 63.0 | 63.1 | 63.8 | 63.1 | 59.0 |
| Top Speed [km/h] | 60.6 | 62.1 | 64.0 | 64.1 | 64.1 | 65.0 | 63.6 | 63.0 |
| Avg. Dist. to Rail [m] | 10.7 | 4.2 | 3.7 | 3.8 | 3.5 | 3.1 | 4.4 | 3.4 |
| Avg. Stride Freq. [Hz] | 2.2 | 2.5 | 2.4 | 2.4 | 2.4 | 2.5 | 2.4 | 2.3 |
| Avg. Stride Length [m] | 5.9 | 6.9 | 7.2 | 7.4 | 7.4 | 7.2 | 7.3 | 7.1 |



- [] Ranking at each section and finish
- .-.- No data available at this section
- NA No data available



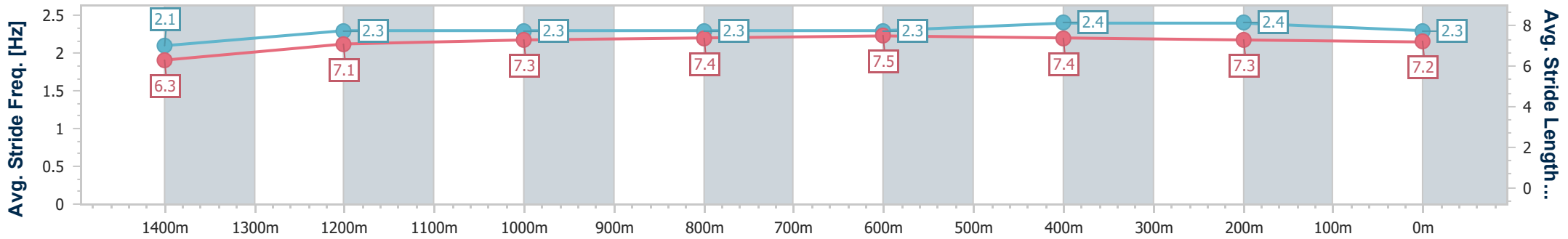
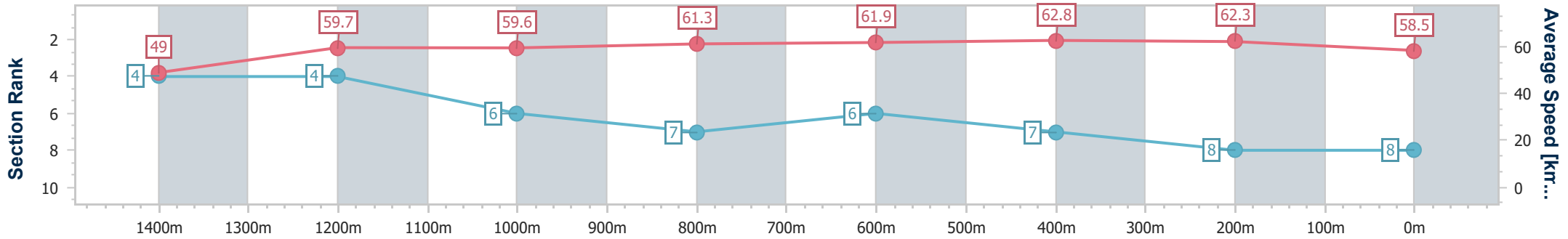
| | |
|--------------------------------|----------------|
| Horse/Jockey Name | Whiskey Row |
| Final Rank | 8 |
| Fastest Section Time (Section) | 0:11.33 (600m) |
| Top Speed [km/h] (Section) | 63.9 (600m) |
| Race State | Finished |



Mackay QLD Professional
 Race 4: CCG TERMINATIONS OPEN Handicap - 1560m
 30 September 2023 - 15:30
 Track Rating: Good 3, Weather: Fine, Rail Position: True



| Section | Overall | 1400m | 1200m | 1000m | 800m | 600m | 400m | 200m |
|------------------------|--------------------------|--------------------------|--------------------------|--------------------------|--------------------------|--------------------------|--------------------------|--------------------------|
| Section Times | 1:34.45 [8] (0:11.77) | 1:22.68 [4] (0:12.09) | 1:10.59 [4] (0:12.09) | 0:58.50 [6] (0:11.77) | 0:46.73 [7] (0:11.54) | 0:35.19 [6] (0:11.33) | 0:23.86 [7] (0:11.57) | 0:12.29 [8] (0:12.29) |
| Average Speed [km/h] | 49.0 | 59.7 | 59.6 | 61.3 | 61.9 | 62.8 | 62.3 | 58.5 |
| Top Speed [km/h] | 59.3 | 61.0 | 61.3 | 61.8 | 62.6 | 63.9 | 63.8 | 62.3 |
| Avg. Dist. to Rail [m] | 2.9 | 0.3 | 0.7 | 0.5 | 1.7 | 1.6 | 1.1 | 1.4 |
| Avg. Stride Freq. [Hz] | 2.1 | 2.3 | 2.3 | 2.3 | 2.3 | 2.4 | 2.4 | 2.3 |
| Avg. Stride Length [m] | 6.3 | 7.1 | 7.3 | 7.4 | 7.5 | 7.4 | 7.3 | 7.2 |



- [] Ranking at each section and finish
- .-.- No data available at this section
- NA No data available



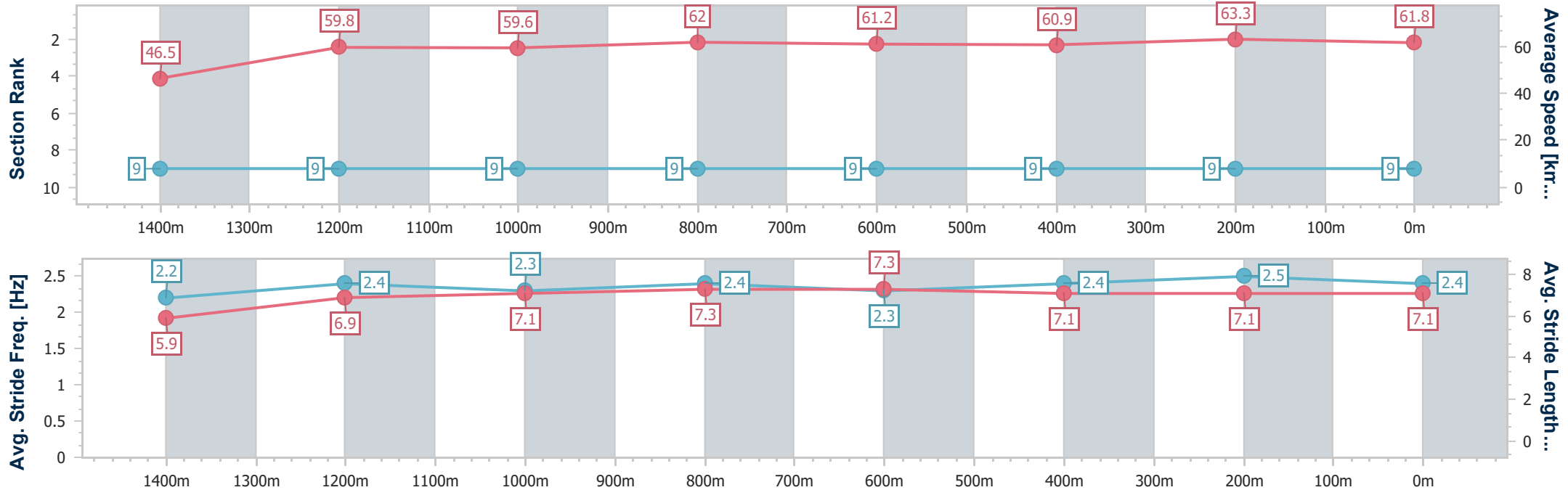
| | |
|--------------------------------|----------------|
| Horse/Jockey Name | Sarnia |
| Final Rank | 9 |
| Fastest Section Time (Section) | 0:11.40 (400m) |
| Top Speed [km/h] (Section) | 64.5 (400m) |
| Race State | Finished |



Mackay QLD Professional
 Race 4: CCG TERMINATIONS OPEN Handicap - 1560m
 30 September 2023 - 15:30
 Track Rating: Good 3, Weather: Fine, Rail Position: True



| Section | Overall | 1400m | 1200m | 1000m | 800m | 600m | 400m | 200m |
|------------------------|--------------------------|--------------------------|--------------------------|--------------------------|--------------------------|--------------------------|--------------------------|--------------------------|
| Section Times | 1:34.95 [9] (0:12.41) | 1:22.54 [9] (0:12.11) | 1:10.43 [9] (0:12.09) | 0:58.34 [9] (0:11.65) | 0:46.69 [9] (0:11.76) | 0:34.93 [9] (0:11.88) | 0:23.05 [9] (0:11.40) | 0:11.65 [9] (0:11.65) |
| Average Speed [km/h] | 46.5 | 59.8 | 59.6 | 62.0 | 61.2 | 60.9 | 63.3 | 61.8 |
| Top Speed [km/h] | 58.6 | 61.5 | 60.9 | 62.8 | 62.9 | 62.0 | 64.5 | 64.3 |
| Avg. Dist. to Rail [m] | 4.6 | 1.0 | 0.9 | 0.7 | 0.8 | 0.5 | 1.7 | 1.5 |
| Avg. Stride Freq. [Hz] | 2.2 | 2.4 | 2.3 | 2.4 | 2.3 | 2.4 | 2.5 | 2.4 |
| Avg. Stride Length [m] | 5.9 | 6.9 | 7.1 | 7.3 | 7.3 | 7.1 | 7.1 | 7.1 |



- [] Ranking at each section and finish
- .-.- No data available at this section
- NA No data available