



Mackay QLD Professional

Race 1: APEC CABLES Class 6 Plate - 1200m

30 September 2023 - 13:44



MACKAY TURF CLUB
Ooralea Racecourse

Track Rating: Good 3, Weather: Fine, Rail Position: True

Section													Last 600m	
Field Times		Overall	1000m	800m	600m	400m	200m						0:35.34	
		1:10.17 (0:13.38)	0:56.79 (0:10.63)	0:46.16 (0:10.82)	0:35.34 (0:11.16)	0:24.18 (0:11.74)	0:12.44 (0:12.44)							
Rank	TAB	Horse/Jockey	Barrier	Top Speed [km/h]	Fastest Section								Margin	Distance Travelled [m]
1	5	SAVVY SOVEREIGN Jackson Murphy	1	68.3 800m	0:10.90 800m	1:10.17 [1] (0:13.55)	0:56.62 [3] (0:11.01)	0:45.61 [4] (0:10.90)	0:34.71 [4] (0:11.27)	0:23.44 [3] (0:11.39)	0:12.05 [2] (0:12.05)	1:10.17	0:34.71	
2	2	AIDENABET Tessa Townsend	10	69.8 1000m	0:10.63 1000m	1:10.28 [2] (0:13.38)	0:56.90 [1] (0:10.63)	0:46.27 [1] (0:10.82)	0:35.45 [1] (0:11.16)	0:24.29 [1] (0:11.74)	0:12.55 [1] (0:12.55)	0.5L	0:35.45	+4
3	4	EDIFICATION Justin Stanley	6	67.8 800m	0:10.91 800m	1:10.57 [3] (0:14.16)	0:56.41 [9] (0:11.04)	0:45.37 [7] (0:10.91)	0:34.46 [8] (0:11.17)	0:23.29 [5] (0:11.41)	0:11.88 [5] (0:11.88)	2L	0:34.46	+5
4	1	GRANT'S PATCH Raul Silvera Olivera	2	67.9 1000m	0:10.76 1000m	1:10.59 [4] (0:13.54)	0:57.05 [2] (0:10.76)	0:46.29 [3] (0:10.95)	0:35.34 [3] (0:11.73)	0:23.61 [4] (0:11.40)	0:12.21 [4] (0:12.21)	2.1L	0:35.34	+3
5	9	SCARLET DESIRE Nathan Thomas	3	67.5 1000m	0:10.95 800m	1:10.78 [5] (0:13.78)	0:57.00 [5] (0:11.03)	0:45.97 [5] (0:10.95)	0:35.02 [5] (0:11.56)	0:23.46 [6] (0:11.52)	0:11.94 [6] (0:11.94)	3.1L	0:35.02	+0
6	10	THIDA Nikki Olzard	4	66.7 800m	0:11.03 800m	1:11.03 [6] (0:14.10)	0:56.93 [8] (0:11.11)	0:45.82 [8] (0:11.03)	0:34.79 [9] (0:11.42)	0:23.37 [9] (0:11.38)	0:11.99 [7] (0:11.99)	4.4L	0:34.79	-3
7	8	DAWN REBEL Erin Molloy	7	69.2 1000m	0:10.66 1000m	1:11.08 [7] (0:13.60)	0:57.48 [4] (0:10.66)	0:46.82 [2] (0:10.95)	0:35.87 [2] (0:11.32)	0:24.55 [2] (0:11.78)	0:12.77 [3] (0:12.77)	4.6L	0:35.87	+6
8	7	FLYING SHAMUS Adrian Layt	9	69.0 800m	0:10.70 800m	1:11.09 [8] (0:13.98)	0:57.11 [7] (0:11.24)	0:45.87 [9] (0:10.70)	0:35.17 [6] (0:11.60)	0:23.57 [7] (0:11.53)	0:12.04 [8] (0:12.04)	4.7L	0:35.17	+5
9	6	KINGMATE McKenzie Apel	8	67.3 800m	0:11.06 800m	1:11.42 [9] (0:13.85)	0:57.57 [6] (0:11.17)	0:46.40 [6] (0:11.06)	0:35.34 [7] (0:11.45)	0:23.89 [8] (0:11.58)	0:12.31 [9] (0:12.31)	6.5L	0:35.34	-2

Scratched: Brazen Breccia (#3)

[] Ranking at each section and finish
 -:-:- No data available at this section
 NA No data available

SCN Saddle cloth number
 DNF Did not finish
 DNT Did not track



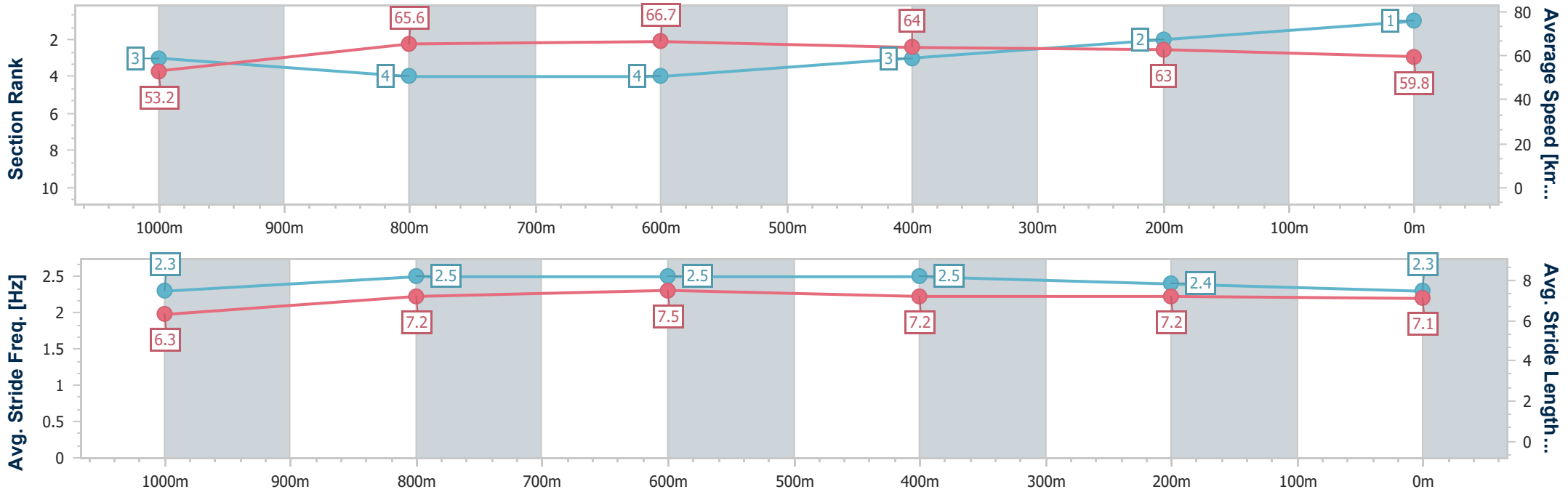
Horse/Jockey Name	Savvy Sovereign
Final Rank	1
Fastest Section Time (Section)	0:10.90 (800m)
Top Speed [km/h] (Section)	68.3 (800m)
Race State	Finished



Mackay QLD Professional
Race 1: APEC CABLES Class 6 Plate - 1200m
30 September 2023 - 13:44
Track Rating: Good 3, Weather: Fine, Rail Position: True



Section	Overall	1000m	800m	600m	400m	200m
Section Times	1:10.17 [1] (0:13.55)	0:56.62 [3] (0:11.01)	0:45.61 [4] (0:10.90)	0:34.71 [4] (0:11.27)	0:23.44 [3] (0:11.39)	0:12.05 [2] (0:12.05)
Average Speed [km/h]	53.2	65.6	66.7	64.0	63.0	59.8
Top Speed [km/h]	67.1	66.8	68.3	66.2	64.6	61.9
Avg. Dist. to Rail [m]	1.5	1.0	2.7	1.0	1.0	2.0
Avg. Stride Freq. [Hz]	2.3	2.5	2.5	2.5	2.4	2.3
Avg. Stride Length [m]	6.3	7.2	7.5	7.2	7.2	7.1



- [] Ranking at each section and finish
- .-.- No data available at this section
- NA No data available



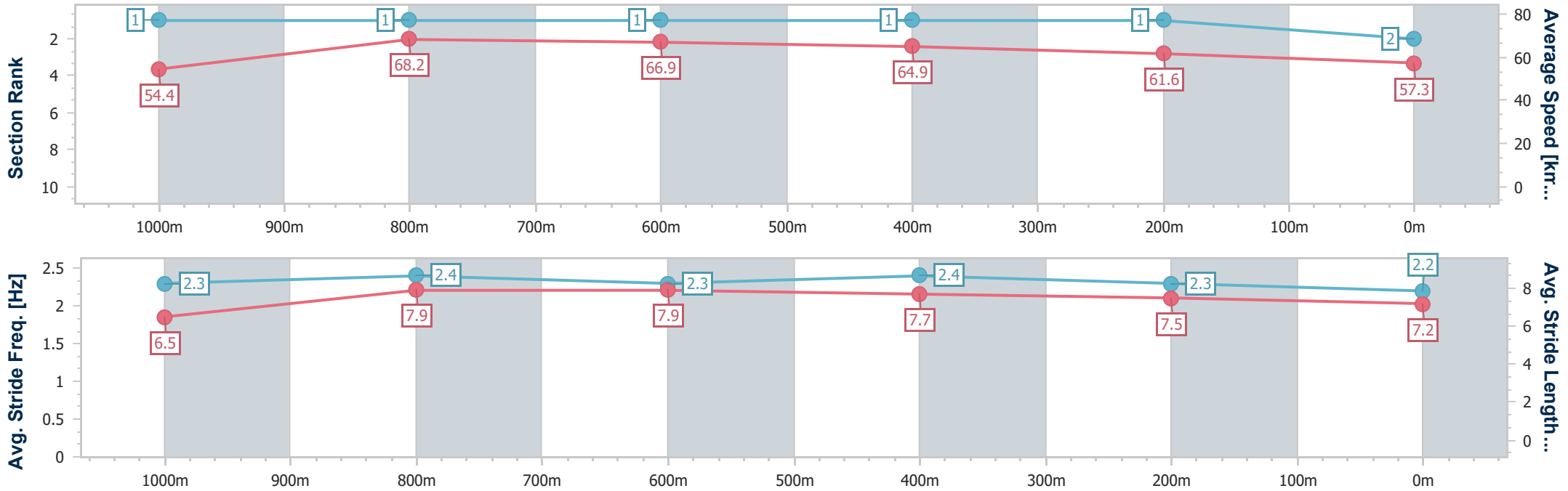
Horse/Jockey Name	Aidenabet
Final Rank	2
Fastest Section Time (Section)	0:10.63 (1000m)
Top Speed [km/h] (Section)	69.8 (1000m)
Race State	Finished



Mackay QLD Professional
Race 1: APEC CABLES Class 6 Plate - 1200m
30 September 2023 - 13:44
Track Rating: Good 3, Weather: Fine, Rail Position: True



Section	Overall	1000m	800m	600m	400m	200m
Section Times	1:10.28 [2] (0:13.38)	0:56.90 [1] (0:10.63)	0:46.27 [1] (0:10.82)	0:35.45 [1] (0:11.16)	0:24.29 [1] (0:11.74)	0:12.55 [1] (0:12.55)
Average Speed [km/h]	54.4	68.2	66.9	64.9	61.6	57.3
Top Speed [km/h]	69.2	69.8	67.4	66.6	64.4	59.2
Avg. Dist. to Rail [m]	7.9	2.5	1.8	0.9	2.1	1.5
Avg. Stride Freq. [Hz]	2.3	2.4	2.3	2.4	2.3	2.2
Avg. Stride Length [m]	6.5	7.9	7.9	7.7	7.5	7.2



- [] Ranking at each section and finish
- .-.- No data available at this section
- NA No data available



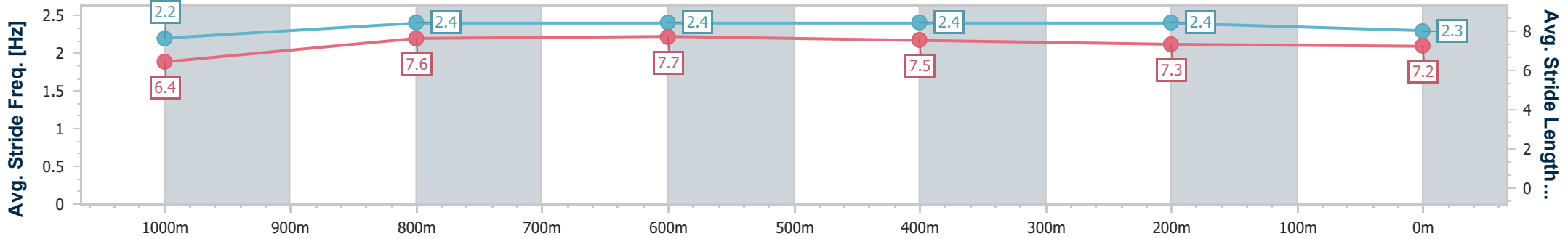
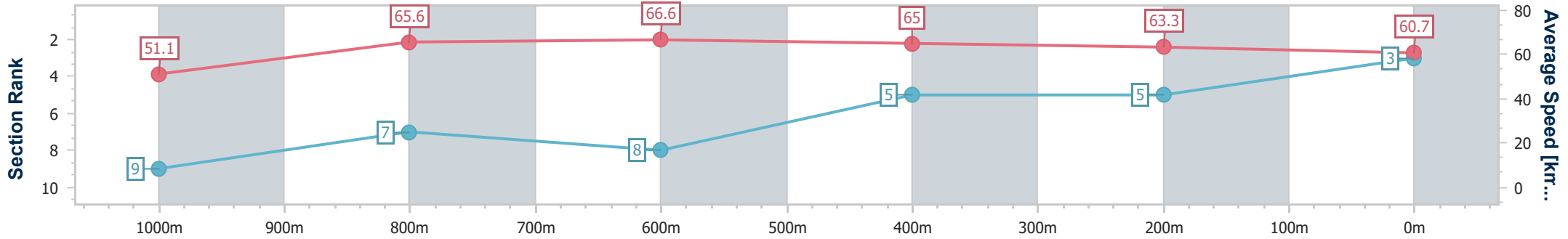
Horse/Jockey Name	Edification
Final Rank	3
Fastest Section Time (Section)	0:10.91 (800m)
Top Speed [km/h] (Section)	67.8 (800m)
Race State	Finished



Mackay QLD Professional
Race 1: APEC CABLES Class 6 Plate - 1200m
30 September 2023 - 13:44
Track Rating: Good 3, Weather: Fine, Rail Position: True



Section	Overall	1000m	800m	600m	400m	200m
Section Times	1:10.57 [3] (0:14.16)	0:56.41 [9] (0:11.04)	0:45.37 [7] (0:10.91)	0:34.46 [8] (0:11.17)	0:23.29 [5] (0:11.41)	0:11.88 [5] (0:11.88)
Average Speed [km/h]	51.1	65.6	66.6	65.0	63.3	60.7
Top Speed [km/h]	64.4	66.3	67.8	66.1	64.6	62.7
Avg. Dist. to Rail [m]	4.8	2.1	2.3	1.1	3.7	7.0
Avg. Stride Freq. [Hz]	2.2	2.4	2.4	2.4	2.4	2.3
Avg. Stride Length [m]	6.4	7.6	7.7	7.5	7.3	7.2



- [] Ranking at each section and finish
- .-.- No data available at this section
- NA No data available



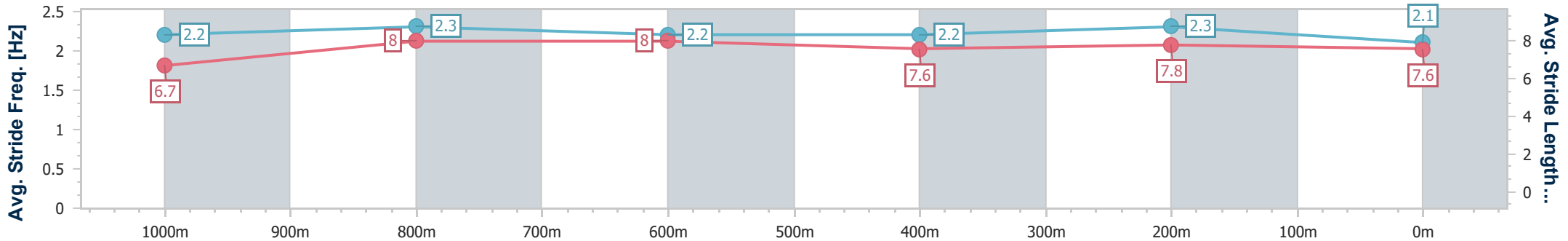
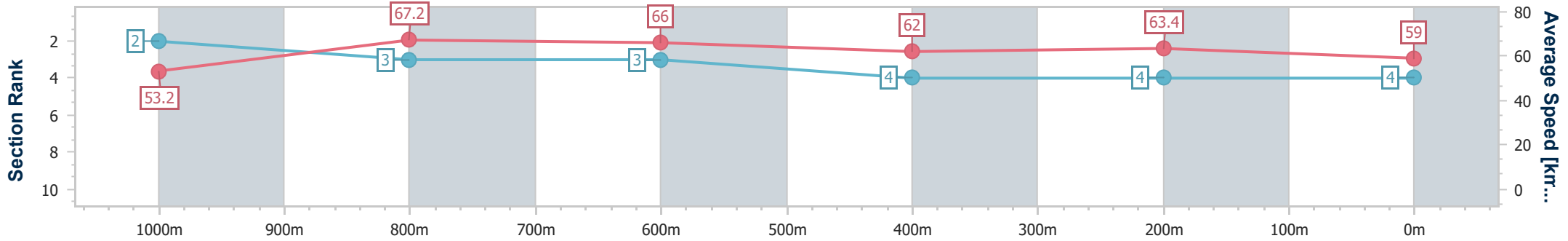
Horse/Jockey Name	Grant's Patch
Final Rank	4
Fastest Section Time (Section)	0:10.76 (1000m)
Top Speed [km/h] (Section)	67.9 (1000m)
Race State	Finished



Mackay QLD Professional
 Race 1: APEC CABLES Class 6 Plate - 1200m
 30 September 2023 - 13:44
 Track Rating: Good 3, Weather: Fine, Rail Position: True



Section	Overall	1000m	800m	600m	400m	200m
Section Times	1:10.59 [4] (0:13.54)	0:57.05 [2] (0:10.76)	0:46.29 [3] (0:10.95)	0:35.34 [3] (0:11.73)	0:23.61 [4] (0:11.40)	0:12.21 [4] (0:12.21)
Average Speed [km/h]	53.2	67.2	66.0	62.0	63.4	59.0
Top Speed [km/h]	67.2	67.9	67.5	65.9	65.7	62.2
Avg. Dist. to Rail [m]	2.1	1.6	1.4	1.1	3.2	3.2
Avg. Stride Freq. [Hz]	2.2	2.3	2.2	2.2	2.3	2.1
Avg. Stride Length [m]	6.7	8.0	8.0	7.6	7.8	7.6



- [] Ranking at each section and finish
- .-.- No data available at this section
- NA No data available



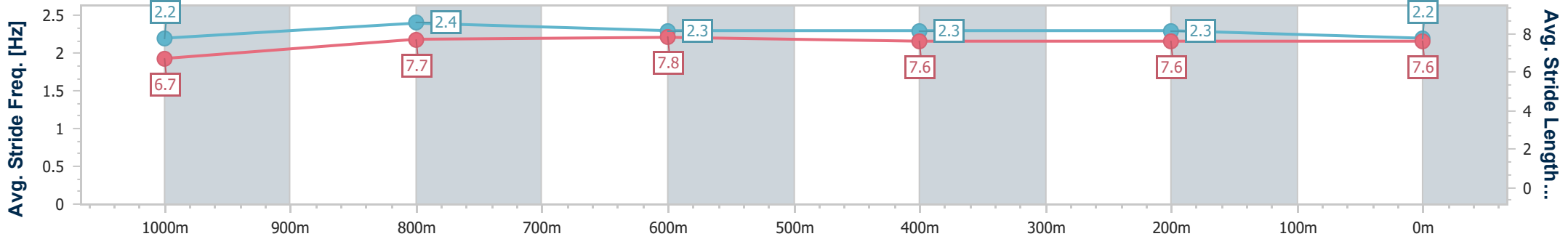
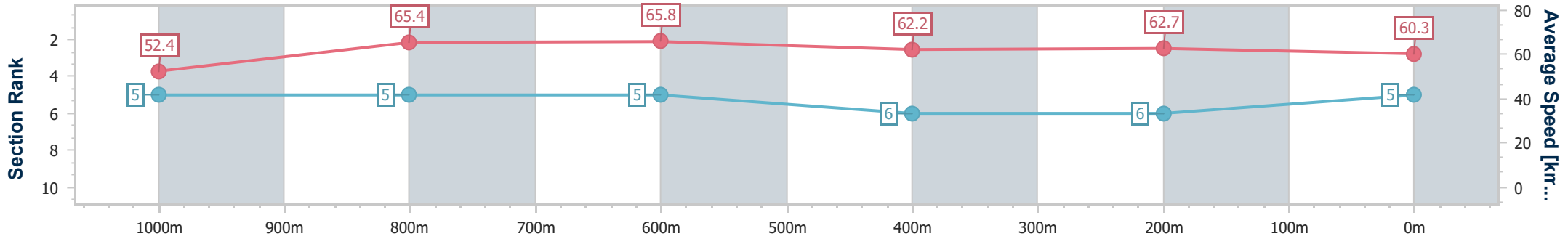
Horse/Jockey Name	Scarlet Desire
Final Rank	5
Fastest Section Time (Section)	0:10.95 (800m)
Top Speed [km/h] (Section)	67.5 (1000m)
Race State	Finished



Mackay QLD Professional
 Race 1: APEC CABLES Class 6 Plate - 1200m
 30 September 2023 - 13:44
 Track Rating: Good 3, Weather: Fine, Rail Position: True



Section	Overall	1000m	800m	600m	400m	200m
Section Times	1:10.78 [5] (0:13.78)	0:57.00 [5] (0:11.03)	0:45.97 [5] (0:10.95)	0:35.02 [5] (0:11.56)	0:23.46 [6] (0:11.52)	0:11.94 [6] (0:11.94)
Average Speed [km/h]	52.4	65.4	65.8	62.2	62.7	60.3
Top Speed [km/h]	66.3	67.5	67.3	64.0	64.2	63.4
Avg. Dist. to Rail [m]	3.2	1.1	1.1	0.9	3.0	5.1
Avg. Stride Freq. [Hz]	2.2	2.4	2.3	2.3	2.3	2.2
Avg. Stride Length [m]	6.7	7.7	7.8	7.6	7.6	7.6



- [] Ranking at each section and finish
- .-.- No data available at this section
- NA No data available



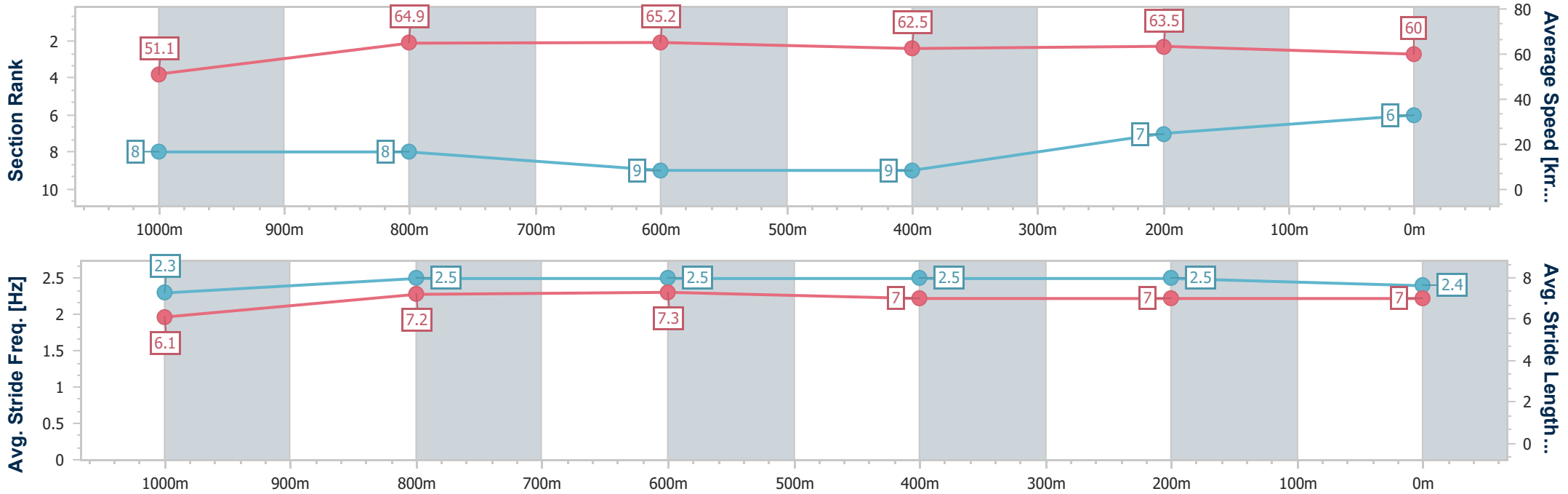
Horse/Jockey Name	Thida
Final Rank	6
Fastest Section Time (Section)	0:11.03 (800m)
Top Speed [km/h] (Section)	66.7 (800m)
Race State	Finished



Mackay QLD Professional
 Race 1: APEC CABLES Class 6 Plate - 1200m
 30 September 2023 - 13:44
 Track Rating: Good 3, Weather: Fine, Rail Position: True



Section	Overall	1000m	800m	600m	400m	200m
Section Times	1:11.03 [6] (0:14.10)	0:56.93 [8] (0:11.11)	0:45.82 [8] (0:11.03)	0:34.79 [9] (0:11.42)	0:23.37 [9] (0:11.38)	0:11.99 [7] (0:11.99)
Average Speed [km/h]	51.1	64.9	65.2	62.5	63.5	60.0
Top Speed [km/h]	64.7	66.0	66.7	63.3	65.3	63.3
Avg. Dist. to Rail [m]	2.8	0.4	0.5	1.4	4.0	6.5
Avg. Stride Freq. [Hz]	2.3	2.5	2.5	2.5	2.5	2.4
Avg. Stride Length [m]	6.1	7.2	7.3	7.0	7.0	7.0



- [] Ranking at each section and finish
- .-.- No data available at this section
- NA No data available



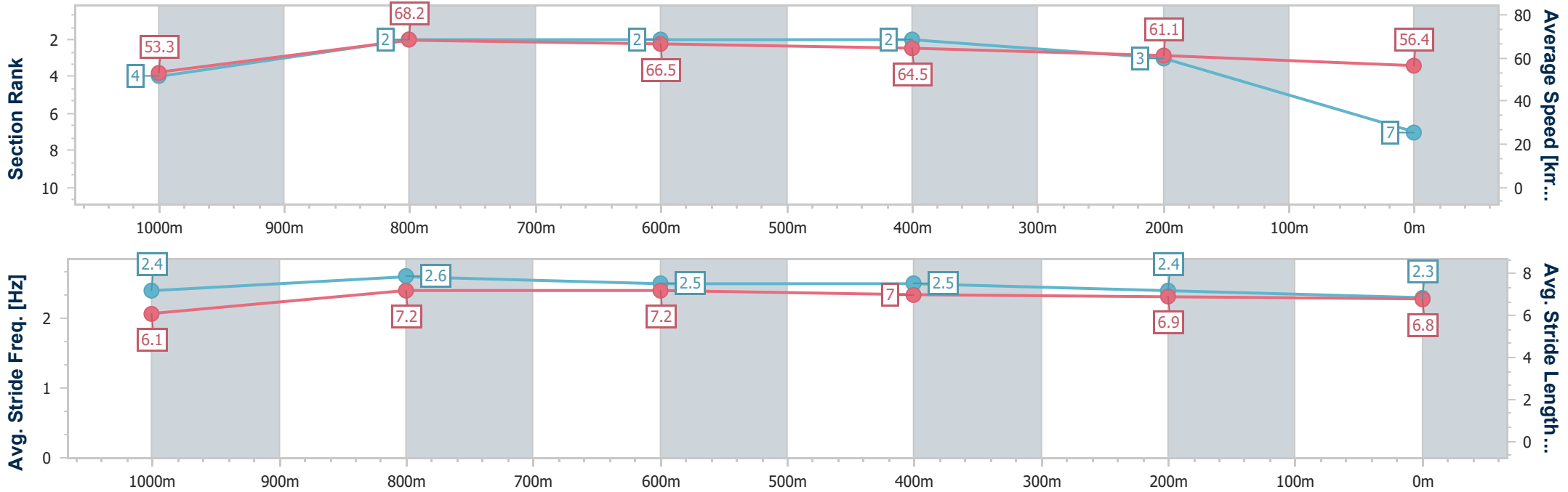
Horse/Jockey Name	Dawn Rebel
Final Rank	7
Fastest Section Time (Section)	0:10.66 (1000m)
Top Speed [km/h] (Section)	69.2 (1000m)
Race State	Finished



Mackay QLD Professional
 Race 1: APEC CABLES Class 6 Plate - 1200m
 30 September 2023 - 13:44
 Track Rating: Good 3, Weather: Fine, Rail Position: True



Section	Overall	1000m	800m	600m	400m	200m
Section Times	1:11.08 [7] (0:13.60)	0:57.48 [4] (0:10.66)	0:46.82 [2] (0:10.95)	0:35.87 [2] (0:11.32)	0:24.55 [2] (0:11.78)	0:12.77 [3] (0:12.77)
Average Speed [km/h]	53.3	68.2	66.5	64.5	61.1	56.4
Top Speed [km/h]	66.3	69.2	68.8	65.8	62.6	60.2
Avg. Dist. to Rail [m]	5.8	3.3	4.0	1.5	1.3	1.9
Avg. Stride Freq. [Hz]	2.4	2.6	2.5	2.5	2.4	2.3
Avg. Stride Length [m]	6.1	7.2	7.2	7.0	6.9	6.8



- [] Ranking at each section and finish
- .-.- No data available at this section
- NA No data available



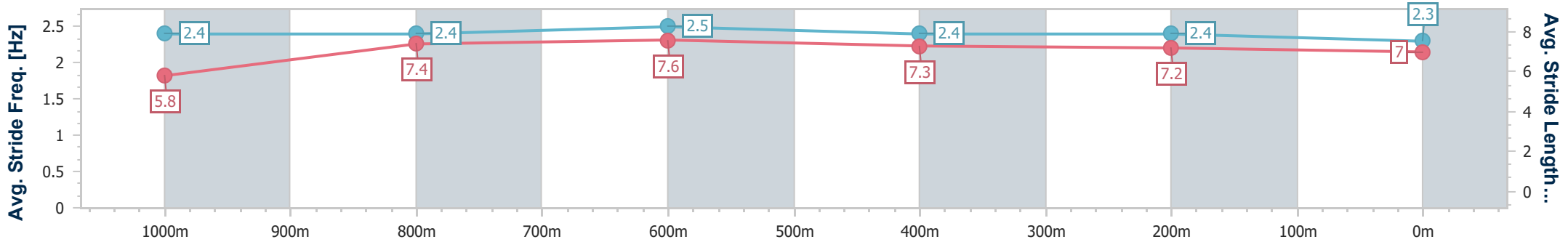
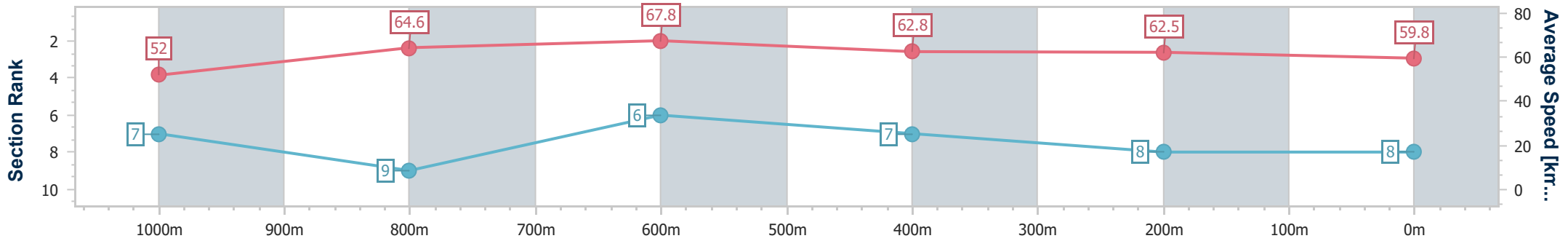
Horse/Jockey Name	Flying Shamus
Final Rank	8
Fastest Section Time (Section)	0:10.70 (800m)
Top Speed [km/h] (Section)	69.0 (800m)
Race State	Finished



Mackay QLD Professional
 Race 1: APEC CABLES Class 6 Plate - 1200m
 30 September 2023 - 13:44
 Track Rating: Good 3, Weather: Fine, Rail Position: True



Section	Overall	1000m	800m	600m	400m	200m
Section Times	1:11.09 [8] (0:13.98)	0:57.11 [7] (0:11.24)	0:45.87 [9] (0:10.70)	0:35.17 [6] (0:11.60)	0:23.57 [7] (0:11.53)	0:12.04 [8] (0:12.04)
Average Speed [km/h]	52.0	64.6	67.8	62.8	62.5	59.8
Top Speed [km/h]	64.4	67.1	69.0	65.5	63.4	62.7
Avg. Dist. to Rail [m]	6.6	2.9	2.6	1.5	1.6	2.3
Avg. Stride Freq. [Hz]	2.4	2.4	2.5	2.4	2.4	2.3
Avg. Stride Length [m]	5.8	7.4	7.6	7.3	7.2	7.0



- [] Ranking at each section and finish
- .-.- No data available at this section
- NA No data available



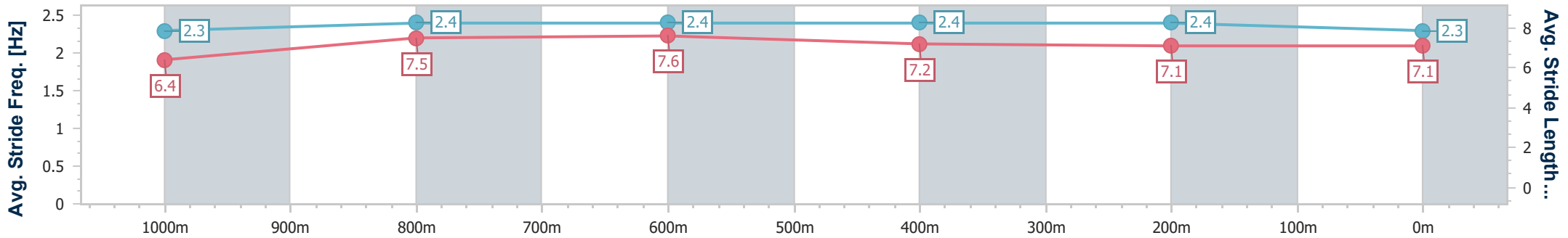
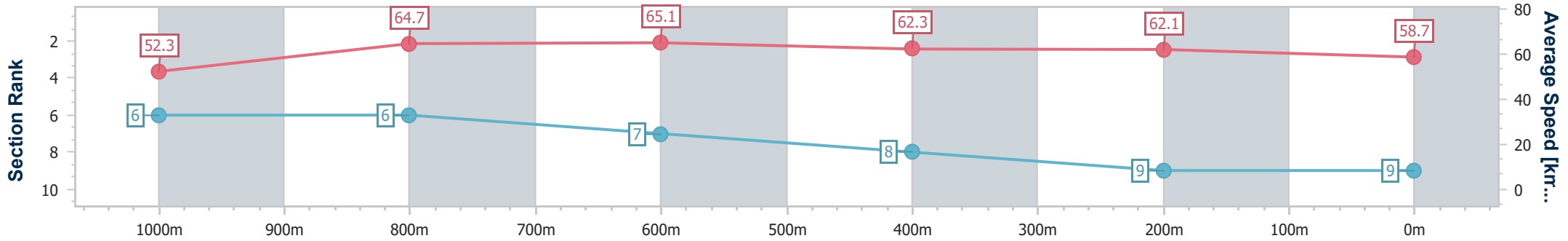
Horse/Jockey Name	Kingmate
Final Rank	9
Fastest Section Time (Section)	0:11.06 (800m)
Top Speed [km/h] (Section)	67.3 (800m)
Race State	Finished



Mackay QLD Professional
 Race 1: APEC CABLES Class 6 Plate - 1200m
 30 September 2023 - 13:44
 Track Rating: Good 3, Weather: Fine, Rail Position: True



Section	Overall	1000m	800m	600m	400m	200m
Section Times	1:11.42 [9] (0:13.85)	0:57.57 [6] (0:11.17)	0:46.40 [6] (0:11.06)	0:35.34 [7] (0:11.45)	0:23.89 [8] (0:11.58)	0:12.31 [9] (0:12.31)
Average Speed [km/h]	52.3	64.7	65.1	62.3	62.1	58.7
Top Speed [km/h]	65.2	65.9	67.3	64.1	63.2	62.2
Avg. Dist. to Rail [m]	4.7	0.8	0.6	1.3	1.3	2.6
Avg. Stride Freq. [Hz]	2.3	2.4	2.4	2.4	2.4	2.3
Avg. Stride Length [m]	6.4	7.5	7.6	7.2	7.1	7.1



- [] Ranking at each section and finish
- .-.- No data available at this section
- NA No data available